

EN

2022  
2023

**BARAZZA**  
taste of design

# HOW TO USE THIS CATALOGUE

## Technical information

**86x51 cm built-in Easy sink**  
1 bowl + drainer









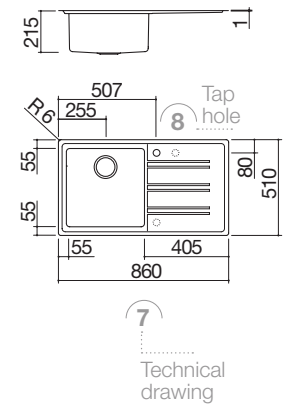

**5**  
Product benefits

Types of installation: **1**

Accessories Products: **4**

**FEB FT** Accessories: **8 17 20 25 40 43 61 62 66 71**

- extra thick stainless steel AISI 304
- bowl with radius "15"
- 40x40x21.5 h cm bowl
- equipment: 3½" basket strainer waste, stainless steel drain cover, perimeter overflow
- tap hole: 1 standard hole  
2nd and 3rd hole upon request
- 60 cm base unit for bowl
- 84x49 cm cut out flush: see website



**2** Technical features

**6** Base

**STAINLESS STEEL drainer RH** code **1LES91PD**  
**STAINLESS STEEL drainer LH** code **1LES91PS**

**3** Product code

**1 Types of installation**  
Barazza products are available with different types of edging and installations. Please see the flap on the right for the key.

**5 Product benefits**  
The icons indicate the main features specific to each product. Please see the flap on the right for the key.

**2 Technical features**  
All technical features are specified in the text for each product. Standard equipment is indicated at the bottom of each page.

**6 Base**  
"Base" is understood to mean the smallest standard unit in which the product can be installed.

**3 Product code**  
Products can be identified immediately using the product code. The product code is required when formulating an order.

**7 Technical drawing**  
Technical drawings include the size and technical features of the product. The size of the cut out for built-in installations is specified in the text. For flush and undermounted installations, please see the technical data sheets available online at [www.barazzasrl.it](http://www.barazzasrl.it).

**4 Accessories**  
Every Barazza product has a specific range of dedicated accessories such as stainless steel bowl covers, polished steel baskets, chopping boards and colanders, designed to help make the kitchen even more functional. For more information, please see the Accessories section on page 402.

**8 Tap hole**  
Barazza's sinks come with a tap hole measuring 3.5 cm, meaning you do not need to make a hole in the kitchen worktop. Many models can be customised on request at the order stage to include two, three or five holes, required if you decide to add a remote control or handy soap/detergent dispenser. Optional holes are marked on the technical drawings with a dotted line.

2022  
2023

With the 2022-23 catalogue, Barazza would like to show you the complete and coordinated range of all of its products. Here images, details, impressions and information convey our message. Everything has been designed to make the new Barazza catalogue an essential tool for carefully choosing the product collection that best fits your wishes and your day-to-day needs in the kitchen.

**BARAZZA**  
taste of design



BARAZZA



---

# CREATIVITY AS A SOURCE OF INSPIRATION.

---

More than 50 years of experience have given Barazza the ambition and the desire to experiment with new shapes, to develop technology, to marry innovation and Italian design with the ability to provide solutions that anticipate the demands of an increasingly knowledgeable public. Out of this, exclusive products are born, to be used in aesthetic combinations, and that interpret style trends with expertise in the art of Italian manufacturing, highly regarded in the economies of the international market for its ability to show the best relationship between design, comfort and technology. An ability supported by our desire to offer our clients products that go far beyond their expectations and that shine for their ability to satisfy even the most unusual requirements in terms of size and composition, with exclusive "tailor-made" solutions.





BARAZZA

---

## INNOVATION AS THE STARTING POINT OF EVERY IDEA.

---

Barazza's collections are born from scrupulous research and development work that finds its home in the company's in-house laboratory, the heart of all Barazza's technological innovation and its renowned creativity. This is where the most ambitious ideas and projects come to life, supported by cutting-edge technological systems, crucial in the achievement of the desired result: the creation of ergonomic products, with top quality standards and high performance. Always living up to their ambitions and well exceeding the client's expectations.




---

## WELL-BEING AS A SELECTIVE CRITERION.

---

For Barazza every action unfolds in a framework of eco-sustainability, using energy-saving systems and materials that have a reduced impact on the environment, to pursue the ideal of a world that we want to leave for future generations. In its products Barazza mainly uses AISI 304 stainless steel, a material with a high chrome and nickel content, the raw material that symbolises its commitment to environmental sustainability in that it is completely recyclable, hygienic, causes no toxic emissions and does not change over time. A company that pays special attention to the ergonomics of its products during the planning stage to ensure maximum functionality that results in increased energy saving and an improved level of safety and comfort in the kitchen.

UNI EN ISO 9001 and 14001 certifications guarantee quality control and optimisation of the production processes, a constant commitment to improving the environmental system, a desire to optimise natural and energy resources to move towards the prevention of environmental pollution.



BARAZZA

---

## ITALIAN EXPERTISE, THE DESIRE TO ALWAYS DO BETTER.

---

Being firmly anchored in Italy, a place where the beauty of the land is an inspiration, breathing the air plenty with culture and artistic tradition, has given Barazza the conditions it needs to create a unique design signature, the full expression of products made in Italy. Italy is a country famous throughout the world for its unique way of doing things: creativity, flair, tradition, expertise, ability, these are the skills with which Barazza produces unique, highly customisable results that become a model for those who aspire to imitate the famous Italian style, a model that Barazza exports to more than 50 countries in the world. Barazza is a latest-generation studio that can rely on people capable of using the most advanced technology with the wisdom of those who, since time immemorial, have been following artisan practices to create products that combine innovation and precision, technology and passion.



---

## HISTORY THAT HAS BEEN SPEAKING OF THE FUTURE, FOR MORE THAN 50 YEARS.

---

Barazza, as well as being a brand, is also a group of people. These people are brought together by a shared passion, which enables them to create quality every day. This quality is expressed producing high-performing appliances with an advanced design, thought up and manufactured at our premises. We combine the skill and precision of our craftspeople with innovative technological potential.

Barazza's adventure began in 1968 in Santa Lucia di Piave, in the Inno Valley district, an active, functioning organisation with production department, offices, research and development laboratory, large showroom and an area dedicated to show cooking.





---

## HAVING BIG PLANS, KNOWING HOW TO ACHIEVE THEM.

---

Barazza plans, creates, curates and tests each individual product fully at Santa Lucia di Piave, on its own premises: that's how experience becomes concrete in quality, service and ever greater attention to the customer. This is where Italian know-how becomes an unmistakable signature that speaks of the passion that characterises each product. Everyone at Barazza is a professional, with a desire to look after each individual stage of production: from the idea, through the planning, to the final checks, knowing how to combine technological innovation with the significance of something made by hand.

Professionals who are aware of the fact that great results are achieved by working together: sharing each stage of the project, to make it grow, to create a better product, one that can satisfy not only quality requirements but also a body of staff who is looking for perfection.



---

## THE SUBSTANCE THAT GIVES THE LOOK.

---

Stainless steel is the name that defines all steels with a high chrome and nickel content that combine resistance and efficiency with the simplicity and elegance of a material of unrivalled refinement.

Barazza uses particular qualities of stainless steel for its products: AISI 304 (American Iron and Steel Institute) made up of 18% chrome and 10% nickel, which ensures exceptional resistance to corrosion and a high level of hygiene, and AISI 316 stainless steel, particularly beautiful to look at and very resistant to atmospheric agents, so much so that it is used to manufacture Barazza's Outdoor collection. These materials are exemplary representations of the concept of ecological sustainability as they are completely recyclable, cause no toxic emissions, and are the perfect testimonial to Barazza's care and quality.




---

## ONE MATERIAL, INFINITE INTERPRETATIONS.

---

Steel, a unique material, ideal for treatments that transform its smooth, reflective surface into an original, soft and silky, textured material. Barazza's collections include 5 different finishes, all of high aesthetic value, each designed to fulfill different style requirements.

Scotch Brite satin finish with its refined, elegant spirit. Trama finish featuring a criss-cross pattern that gives the appliances a new tactile feel, dressing their contents in a practical ensemble. Mat finish combines design with a practical anti-fingerprint effect. Vintage finish brings the material to life using a manual processing technique on the surface, which makes each piece truly one of a kind. Ice finish, whose soft gleam, evokes the transparency of ice.



SATIN STAINLESS STEEL

TRAMA STAINLESS STEEL

MAT STAINLESS STEEL

VINTAGE STAINLESS STEEL

ICE STAINLESS STEEL

# BARAZZA PRODUCT CATEGORIES

---

Quality must always also satisfy requirements regarding space and opportunities.

Barazza offers solutions conceived to offer the widest range of possible choices in terms of taste and requirements, from the collections made up of coordinated elements, to the Fusion range with its made to measure and built-in hobs, to the Outdoor collection, designed to furnish even your outdoor spaces, and through to Made to Measure, which gives carte blanche to the client to draw up their own tailor-made design.



1

## COLLECTIONS

The opportunity to create your own kitchen with coordinated elements.



2

## FUSION

The dream of a single worktop, tailor-made and built-in.



3

MADE TO MEASURE

The desire to respond to all types of requirement.



4

OUTDOOR

The freedom to live in your own time, in new spaces.



## COLLECTIONS

---

Barazza's Collections present elegant systems of ovens, hobs, sinks, cooker hoods, accessorised channels, taps and accessories designed and created following the precepts of a strong, characterful aesthetic.

They take us from strictly coordinated details to different types of edge, to the type of steel finish, and on to the knobs and dedicated accessories that add prestige and personality so that each kitchen reflects those who live in it.







## FUSION

---

Fusion is the solution enclosed in a single built-in steel worktop that provides all the functions in a space that is pure design.







## MADE TO MEASURE

---

The Made to Measure products are the maximum expression of Barazza's potential which, thanks to its know-how, can create infinite shapes with the material. By combining cooking and washing elements in customised sizes and finishes, you can obtain "tailor-made" solutions, cut to size according to what the customer needs and wants. Italian know-how, sensibility to beauty, a love of functionality: this gives rise to the desire to create solutions that satisfy needs beyond the personal, functional, aesthetic and value-related.





# OUTDOOR

---

A desire for freedom pervades the spirit of Barazza's Outdoor collection. The beauty of the design becomes a tool to give life to functionalities never experienced before. This gives rise to a collection designed to intensify that feeling of freedom that fills each of us and that becomes concrete in infinite possibilities for managing our time in new spaces. Previously unknown horizons of sun, sea and greenery frame our most emotional moments, to be experienced without any cares thanks to the robustness of AISI 316 stainless steel, a material that's particularly beautiful to look at and extremely resistant to atmospheric agents.



# GENERAL CONTENTS

---

Barazza offers a full range of coordinated ovens, hobs, cooker hoods, sinks, accessorised channels, taps and accessories, to satisfy demanding customers who want to express their own creativity in the kitchen.

## COLLECTIONS



page 32

## FUSION



page 80

## MIZU KASAI



page 114

## OVENS, BLAST CHILLERS, COFFEE MACHINES, VACUUM SEALER AND WARMING DRAWERS



page 134

## HOBS



page 190

## COOKER HOODS



page 246

STAINLESS STEEL  
SINKS AND SQUARE BOWLS



page 262

B\_GRANITE  
SINKS AND SQUARE BOWLS



page 322

ACCESSORISED CHANNELS



page 342

TAPS AND ACCESSORIES



page 358

OUTDOOR



page 412

TECHNICAL INFORMATION



page 440

# ICON COLLECTION

---

Icon is the new shape of functionality by Barazza. An innovative design idea for a collection of ovens that reaches as yet unexplored heights of refinement and elegance. The ergonomics of the elements means that they can cover a wide variety of needs, ranging from 60 cm ovens, to combi-steam and combi-microwave ovens and blast chillers with the option to add a coffee machine and vacuum sealer or warming drawer. Glass, Steel, Exclusive, Trama and Mat: a multitude of finishes to choose from to reassert your own idea of style.





Icon Steel compact built-in coffee machine - page 163 - code **1CFEVS**  
Icon Steel built-in compact combi-steam oven - page 162 - code **1FEVSVC**  
Icon Steel built-in compact blast chiller - page 163 - code **1ABEVS**  
Icon Steel built-in compact combi-microwave oven - page 162 - code **1FEVSMC**





Icon Glass built-in compact combi-steam oven - page 156 - code 1FEVGVC

Icon Glass built-in compact blast chiller - page 157 - code 1ABEVG

Icon Glass built-in compact coffee machine - page 157 - code 1CFEVG

# VELVET ADVANCE COLLECTION

---

The simplest design, available in stainless steel and black glass finishes, becomes a vehicle for the most advanced technology. Velvet Advance is the new collection of Barazza ovens which combines a user-friendly Touch Screen with the first domestic ambient air sanitification system, built into an oven.





2x 60 cm Velvet Advance Glass built-in oven - page 177 - code 1FVAPN

# MIZU KASAI COLLECTION

---

Mizu and Kasai, “water and fire” in Japanese, are transformed by Italian creativity to become sinks and hobs, two core elements of a collection inspired by clean lines and the rigour of conventions.





2x 60 cm built-in Velvet Advance Steel oven - page 179 - code 1FVAPI  
130x52 cm Mizu built-in sink - page 131 - code 1LMZ135  
90 cm Kasai Space built-in induction hob - page 123 - code 1PKS90N



90 cm Kasai Zero Plus built-in hob - page 122 - code 1PKZP9N  
80x52 cm Mizu built-in sink - page 130 - code 1LMZ81  
Mizu Kit Telescopic mixer tap - page 132 - code 1RUBMZK

---

It's all there on the surface, yet its soul goes a lot deeper. The Kasai Zero Plus induction hob includes a high-performance extraction system in the centre. The integrated cooker hood, installed flush with the hob, ensures treatment of the air that rids it almost completely of odours and water vapour. The generosity of the Mizu single bowl sink and the cleanness of the lines of the Kasai hobs, combined with perfect extraction, make the kitchen the place to be.





## LAB EVOLUTION COLLECTION

---

Modularity and flexibility merge with a pure and essential style that runs the length of the surface, perfectly in line with the worktop. The strong personality of Lab is taken to a new level with the Lab Evolution hobs, also available in the induction version: wider depth and Flat Eco-Design burners.





2x 60 cm Icon Exclusive built-in oven - page 167 - code **1FEVEPN**  
120 cm Lab Evolution built-in and flush hob - page 207 - code **1PLE3D**  
80x46 cm Flexi R. "0" built-in and flush square bowl - page 309 - code **1QA8411**  
Soul mixer tap - page 383 - code **1RUBSORN**  
Black Smart pop-up plug kit - page 407 - code **1SPSN**  
Black HPL support grid - page 406 - code **1GQN**

---

Design has evolved, bringing everything closer to the worktop surface. The burners, controlled by the stylish Flat knobs, stand out like brightly burning suns.





90 cm Lab Evolution built-in and flush hob - page 207 - code **1PLE2D**  
Smart power socket holder with Schuko socket - page 393 - code **1PSS**  
Smart power socket holder with USB ports - page 393 - code **1PSU**



## LAB COLLECTION

---

Modularity and flexibility applied to a pure, simple style that features surfaces flush with the worktop. Lab, with its strong personality, is a benchmark in the high-end appliances category. The minimalist design features throughout the collection, made up of hobs, sinks and taps, and is also expressed in the Fusion program and coordinated accessories.



2x 60 cm City Steel built-in oven - page 181 - **code 1FCYPI**  
 70x40 cm built-in and flush Square Bowl R. "0" - page 320 - **code 1Q7040I**  
 Flexi mixer tap - page 387 - **code 1RUBMFX**  
 90 cm built-in and flush Lab hob - page 208 - **code 1PLB2T**  
 90 cm B\_Draft downdraft cooker hood unit - page 260 - **code 1KBDD9**  
 Rotating top power socket holder - page 397 - **code 1PPB**





90 cm built-in and flush Lab hob - page 208 - **code 1PLB5**

75x44 cm built-in and flush Double Square Bowl R. "15" - page 312 - **code 1X842I**

Flexi mixer tap - page 387 - **code 1RUBMFX**

Up top power socket holder - page 397 - **code 1PPTU**

# MOOD COLLECTION

---

Full stainless steel 4 mm thick and the technology applied to a latest generation burner make this range, made up of hobs, cooker hoods, sinks and taps, a classic example of design and refinement. The option to choose between satin and Mat stainless steel, black and white glass finishes means the style can be adapted to your particular needs.





90 cm Mood built-in hob - page 212 - code **1PMD95**  
90 cm Mood wall cooker hood unit - page 250 - code **1KMDP9**  
86x51 cm Mood built-in sink - page 278 - code **1LMDR91D**  
Mood One mixer tap - page 363 - code **1RUBMD1**



---

Glass and steel, glossy and matt surfaces,  
the materials stand side by side  
to create new style combinations.



90 cm Mood built-in hob - page 216 - **code 1PMD95N**  
86x51 cm Mood built-in sink - page 278 - **code 1LMDR91**  
Mood One mixer tap - page 363 - **code 1RUBMD1**  
Black HPL multipurpose drainer chopping board - page 405 - **code 1TGMD**



2x 60 cm Unique Advance built-in oven - page 185 - code **1FUAM**  
Built-in microwave - page 189 - code **1MOIV**  
100 cm Unique built-in hob - page 222 - code **1PUN105**  
120 cm Unique wall cooker hood unit - page 252 - code **1KUNP121**  
79x51 cm Unique built-in sink - page 288 - code **1LUN81**  
90 cm built-in and flush channel - page 350 - code **1CI90**  
180 cm built-in channel - page 350 - code **1CIA180**



## UNIQUE COLLECTION

---

Treatment, that looks casual but is in fact the product of careful judgements and appropriate adjustments, is the main character trait of steel with the Vintage finish. Various artisans, different hands: there is no point in looking for conformity. Here the watchword is the casual beauty of movement. This brings us Unique, a complete range made up of ovens, hobs, cooker hoods and sinks in which each piece is unique, a one-off.



---

A complete range, made up of ovens, hobs, cooker hoods, sinks and taps, born out of the union of artisan skill and advanced technology. The characteristic Vintage effect accentuates the possibility of customising kitchen spaces, transforming even electrical appliances into unique, exclusive decor elements.

60 cm Unique Advance built-in oven - page 185 - code **1FUAM**  
100 cm Unique built-in hob - page 222 - code **1PUN105**  
120 cm Unique wall cooker hood - page 252 - code **1KUNP121**  
79x51 cm Unique built-in sink - page 288 - code **1LUN81**  
90 cm built-in and flush channel - page 350 - code **1CI90**





2x 60 cm Velvet Advance Glass built-in oven - page 177 - code **1FVAPN**

36 cm B\_Free built-in hobs

- double ring 5 kW - page 219 - code **1PBF1**

- 1 gas burner + Chef double ring - page 219 - code **1PBF2**

- barbecue - page 219 - code **1PBFBQ**

- induction - page 245 - code **1PBF3ID**

- teppanyaki - page 219 - code **1PBFTK**

86x51 cm B\_Free Kit built-in sink - page 297 - code **1LBF9K**



## B\_FREE COLLECTION

---

B\_Free is the modular system of hobs and sinks. A range designed to allow the user to combine very different types of cooking and make use of a rich set of functions. All while blending two indispensable ingredients in the best possible way: aesthetics and functionality.





## SELECT PLUS COLLECTION

---

A high performance system characterised by particularly advanced styling, created to be at the service of technology designed to improve operability to the maximum.





2x 60 cm Officina Advance built-in oven - page 187 - code **1FOAP**

90 cm Select Plus built-in hob - page 225 - code **1PSP95**

116x50 cm Select built-in sink - page 305 - code **1IS12060/2D**

Select Two mixer tap - page 365 - code **1RUBMS2**

120 cm built-in and flush channel - page 350 - code **1CH20**

Stainless steel bowl cover - page 404 - code **1CI33**




Built-in microwave - page 189 - **code 1MOI**  
60 cm Officina Advance built-in oven - page 187 - **code 1FOAP**  
90 cm Officina built-in and flush hob - page 227 - **code 1POF90**  
2x 90 cm built-in and flush channel - page 350 - **code 1CI90**  
86x50 cm Easy built-in and flush sink - page 282 - **code 1LES91R**  
Steel Doccia mixer tap - page 369 - **code 1RUBMSTD**

## OFFICINA COLLECTION

---

A range designed to fulfill the requirements of people who experience the kitchen in its primary function as an area given over to cooking. Officina takes up the style of professional kitchens, having the same robustness, which is a guarantee of great performance and longevity.



# INDUCTION


---

Induction is an innovative cooking method in terms of performance, safety and energy savings.

The use of glass ceramic gives the hobs a particularly polished look. All Barazza's induction models stand out for their reliability, accuracy and design and combine perfectly with all Barazza's products.



80 cm Space built-in and flush hob - page 234 - code **1PIDS80N**  
79.5x50.5 cm Soul built-in sink - page 331 - code **1LSO81N**  
Soul mixer tap - page 383 - code **1RUBSORN**  
60 cm City Glass built-in oven - page 183 - code **1FCYPN**



90 cm City built-in and flush hob - page 238 - **code 1PIDC90N**  
Grill for induction hob - page 409 - **code 1BID**  
72.5x40 cm Soul undermounted square bowl - page 337 - **code 1QS081NS**  
Evo Doccia Black mixer tap - page 375 - **code 1RUBEVDK**  
Stainless steel rectangular bowl cover with black HPL chopping board - page 405  
- **code 1CITN**  
UP Dispenser - page 389 - **code 1DSUN**



80x46 cm Flexi R. "0" built-in and flush square bowl - page 309 - **code 1QA841I**

Flexi mixer tap - page 387 - **code 1RUBMFX**

Smart pop-up plug kit - page 407 - **code 1SPSI**

Black HPL support grid - page 437 - **code 1GQN**

UP Dispenser - page 389 - **code 1DSU**

90 cm Zero Plus built-in and flush hob - page 233 - **code 1PZP9N**

Extraction grid with satin stainless steel insert for Zero Plus hob - page 409 - **code 1IZPI**

---

It's all there on the surface, yet its soul goes a lot deeper. Zero Plus is the latest-generation induction hob that includes a high-performance extraction system in the centre. The integrated cooker hood, installed flush with the hob, ensures treatment of the air that rids it almost completely of odours and water vapour. Its complete range of functions invites us to widen our horizons of what is possible.



# MICROWAVE

---

The Barazza microwave, available with satin stainless steel or Vintage frame, lets you heat up, defrost and grill evenly in a very short time.



## COOKER HOODS

---

The materials, the hoods are produced with, make this collection particularly exclusive: made completely in extra thick stainless steel, they offer outstanding performance thanks to their innovative motors that are powerful yet silent. Their elegance and functionality is made complete with LED strip lighting. The clean, contemporary design goes perfectly with the whole range of Barazza products.





## STAINLESS STEEL SINKS

---

According to the principles of the most advanced ergonomic design, Barazza sinks offer high functionality along with a wide range of models: single bowl, double bowl, with or without drainer. Sturdy, very hygienic thanks to their non-porous surface, they are also resistant to corrosion and to thermal shocks.



## STAINLESS STEEL SQUARE BOWLS

---

A wide range of modular square bowls, available in different styles, to choose according to taste and freely match with all Barazza's products.





## B\_GRANITE SINKS

---

The sinks are made of B\_Granite,  
an innovative technical material available  
in white, black and grey, which can be easily  
coordinated with all modern decor choices.



60 cm City built-in and flush hob - page 237 - code **1PIDC60N**  
86x51 cm City Kit built-in sink - page 327 - code **1LCY91NK**  
90 cm built-in and flush channel - page 352 - code **1CI90N**

## B\_GRANITE SQUARE BOWLS

---

A wide range of B\_Granite square bowls, available in different styles, black, white and grey, to choose according to taste and freely match with all Barazza's products.



50x40 cm Soul undermounted square bowl - page 340 - code **1QS061BS**  
B\_Open telescopic mixer tap - page 378 - code **1RUBMBOA**  
60 cm Green built-in induction hob - page 240 - code **1PIDG64B**

## ACCESSORISED CHANNELS

A place for everything you need, right at your fingertips. Satin stainless steel or matt black accessorised channels complete the efficiency and practicality of the worktop, arranging everything around the washing and cooking area.



120 cm built-in and flush channel - page 352 - code **1CI120N**  
Rotating power socket holder - page 354 - code **1CPPN**  
Large glass drainer/shelf - page 355 - code **1CRGN**  
Tablet and smartphone holder - page 355 - code **1CSTN**  
Induction charger - page 356 - code **1CCBN**  
Scales - page 354 - code **1CBLN**

## TAPS AND ACCESSORIES

---

Precise, simple, complete lines: these are Barazza taps and accessories, aesthetically beautiful, incredibly functional, the perfect collection for all the bowls and sinks.



Black HPL chopping board - page 405 - code **1TOF26N**  
Roll-Up multi-purpose rack - page 405 - code **1GSPA**  
Kit Top mixer tap - page 381 - code **1RUBMRKT**

## OUTDOOR

---

A desire for freedom pervades the spirit of Barazza's Outdoor collection. The beauty of the design becomes a tool to give life to functionalities never experienced before. This gives rise to a collection designed to intensify that feeling of freedom that fills each of us and that becomes concrete in infinite possibilities for managing our time in new spaces. Previously unknown horizons of sun, sea and greenery frame our most exciting moments, to be experienced without any cares thanks to the robustness of AISI 316 stainless steel, a material that's particularly beautiful to look at and extremely resistant to atmospheric agents.




40 cm Thalys freestanding double ring 4.7 kW hob - page 419 - **code 1PTF1**  
40 cm Thalys freestanding barbecue hob - page 420 - **code 1PTFBQ**  
40 cm Thalys freestanding teppanyaki hob - page 420 - **code 1PTFTK**  
86x51 cm Lab 316 sink with lowering - page 427 - **code 1LLB916**  
Mood Top mixer tap with remote control - page 435 - **code 1RUBMDT**  
2x Black HPL bowl rack - page 437 - **code 1GQRN**




# PRODUCTS

---

The Barazza catalogue suggests different types of coordinating appliances and sinks for the kitchen, which express advanced aesthetics yet ensure that the work we do in the kitchen can be accomplished correctly and comfortably.





# FUSION

---

Combining cooking and washing elements in customised sizes and finishes, you can obtain original, highly exclusive results. The cooker hood completes the Fusion range, with a shelf that can be made to measure.





BARAZZA  
espresso

# MOOD FUSION È L'ESCLUSIVITÀ DI UN PEZZO UNICO

Mood Fusion è un unico piano discusso a rivestire un'intera macchina da caffè. In  
apparenza, la sembra assomigliare solo ad un pezzo di spessore di metallo  
grigio soft-touch e piano di appoggio scuro.  
Ma sotto c'è un mondo di lavoro esclusivo Barazza, serietà, impegno e cura  
dell'organizzazione, anche nel dettaglio.

## CONFIGURATORE

Il configuratore MOOD FUSION vi permette di creare il vostro esemplare di lavoro  
scegliendo il più adatto fra le diverse configurazioni.  
CONFIGURAZIONE MOOD FUSION  
CON MOOD FUSION  
DESCARICA IL PDF

GALLERY  
MOOD FUSION



Il configuratore MOOD FUSION vi permette di creare il vostro esemplare di lavoro scegliendo il più adatto fra le diverse configurazioni.

Il configuratore MOOD FUSION vi permette di creare il vostro esemplare di lavoro scegliendo il più adatto fra le diverse configurazioni.



## REAL-TIME CONFIGURATORS


There are a wide range of options available online in real time with the new Mood Fusion, Lab Fusion and B\_Free Fusion configurators, with a choice of different types of hobs and sinks available.






# MOOD FUSION

---

Mood Fusion is a single built-in worktop offering all the functional elements you need as part of an authentic design, with distinctive features such as 4 mm thick steel, Flat Eco-Design burners and a draining board. Real substance, in three Barazza steel finishes: satin, Vintage and Mat, for a highly customised look even for the material itself.




Examples of Mood Fusion depth 51 cm





Examples of Mood Fusion depth 45 cm





# MOOD FUSION Features

## 1 Built-in installation



The customised worktop surface can be built-in with a 4 mm edge.

## 2 Supporting surface with grooves



The supporting surface features grooves along the surface which extend beyond the edge as it meets the bowl, opening up a new channel for the water to flow down.

## Sliding chopping board



The black HPL sliding chopping board allows you to optimise the full work surface, moving the ingredients around according to the required preparation.

## Mood Fusion Configurator



The Mood Fusion configurator, available online at [www.barazzasrl.it](http://www.barazzasrl.it), can be used to create your own work surface, with a choice of different hobs and sinks available.



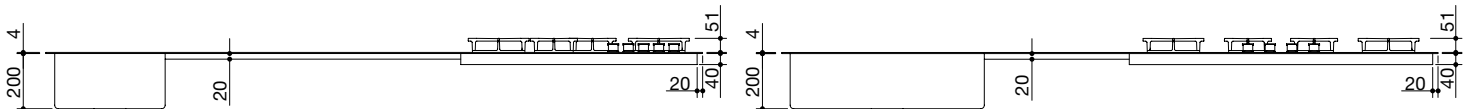
# MOOD FUSION Features

## Finish

- AISI 304 solid 4 mm stainless steel with satin finish. Available in the Vintage or Mat finish on request.

## Dimension limits

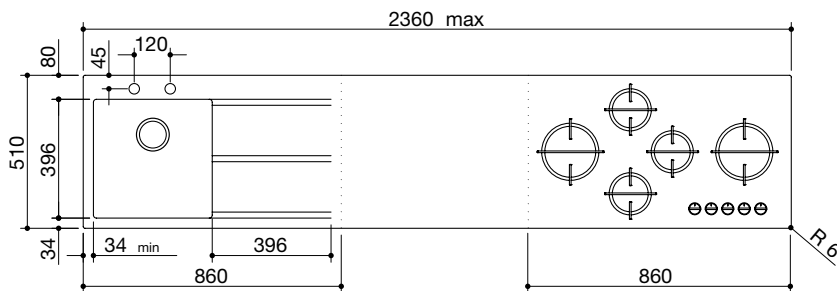
- Max. length: 236 cm
- Depth: 51 and 45 cm
- Worktop thickness: 0.4 cm
- Overall gas hob height: 4 cm
- Overall induction hob height: 6 cm
- Overall bowl height: 20 cm
- Overall worktop height: 2 cm
- External edge radius: 0.6 cm



- Minimum distance between a hob, a bowl or draining board: 3.4 cm
- Minimum distance between two bowls: 6.4 cm
- Fixed distance between the centre of the tap hole and the bowl back edge: 4.5 cm
- Two back holes for tap and standard pop-up plug

## Depth 51 cm

- Minimum distance between front edge and induction hob: 5.5 cm
- Minimum distance between side edge and induction hob: 3.5 cm
- Minimum distance between side edge and bowl: 3.4 cm
- Fixed distance between front edge and bowl: 3.4 cm
- Fixed distance between back edge and bowl: 8 cm
- Fixed distance between two tap holes: 12 cm
- Fixed length of supporting surface: 39.6 cm
- Two back holes for standard tap and pop-up plug



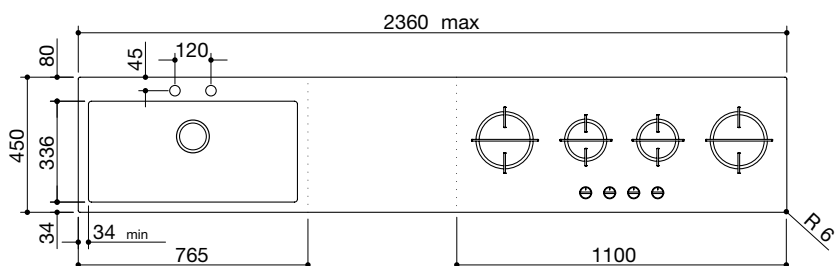
## Dimensions for cut out

- Depth: 49 cm
- Length: -2 cm with respect to the worktop size

For Mood Fusion stainless steel worktops longer than 120 cm and 180 cm, Barazza recommends to consider to make two or three cut outs, respectively, at a distance of 10 cm.

## Depth 45 cm

- Minimum distance between side edge and bowl: 3.4 cm
- Fixed distance between front edge and bowl: 3.4 cm
- Fixed distance between back edge and bowl: 8 cm
- Fixed distance between two tap holes: 12 cm
- Fixed length of supporting surface: 39.6 cm
- Two back holes for standard tap and pop-up plug



## Dimensions for cut out

- Depth: 43 cm
- Length: -2 cm with respect to the worktop size

For Mood Fusion stainless steel worktops longer than 120 cm and 180 cm, Barazza recommends to consider to make two or three cut outs, respectively, at a distance of 10 cm.

At the design stage, check the space taken up by the elements (hob, bowl and tap) in the base units below.

# MOOD FUSION products

---

## Hobs for Mood Fusion depth 51 cm

---

### 65 cm Mood

3 gas burners + 1 Flat Eco-Design double ring  
(hob length 65 cm)



code **PM64**

### 75 cm Mood

4 gas burners + 1 Flat Eco-Design double ring  
(hob length 75 cm)



code **PM75**

### 90 cm Mood

4 gas burners + 1 Flat Eco-Design double ring  
(hob length 86 cm)



code **PM95**

### 90 cm induction

3 induction zones  
(hob length 81.5 cm)

**NEW**



code **PMID9**

### 120 cm induction

4 induction zones  
(hob length 109.5 cm)

**NEW**



code **PMID12**

---

## Hobs for Mood Fusion depth 45 cm

---

### 110 cm Mood

3 gas burners + 1 Flat Eco-Design double ring  
(hob length 110 cm)



code **PM104**

# MOOD FUSION products

## Square bowls R. "12" for Mood Fusion depth 51 cm

NEW

Accessories: 8 17 20 25 40 43 45 46 61 62 66 71

34x40x20 h cm



code **VRM34**

40x40x20 h cm



code **VRM40**

50x40x20 h cm



code **VRM50**

70x40x20 h cm



code **VRM70**

You can insert 2 bowls measuring 34x40 cm only

## Square bowls R. "12" for Mood Fusion depth 45 cm

NEW

50x34x20 h cm



code **VRM5034**

70x34x20 h cm



code **VRM7034**

You cannot insert 2 bowls


### Workings for depth 51 cm:

- Stainless steel worktop less than or equal to 150 cm including working costs code **LMF1**
- Stainless steel worktop more than 150 cm up to 190 cm including working costs code **LMF2**
- Stainless steel worktop more than 190 cm up to 236 cm including working costs code **LMF3**
- Supporting surface with grooves 39.6x39.6 cm code **GMF1**
- Two back holes for tap and standard pop-up plug

### Workings for depth 45 cm:

- Stainless steel worktop less than or equal to 150 cm including working costs code **LMF4**
- Stainless steel worktop more than 150 cm up to 190 cm including working costs code **LMF5**
- Stainless steel worktop more than 190 cm up to 236 cm including working costs code **LMF6**
- Supporting surface with grooves 33.6x39.6 cm code **GMF2**
- Two back holes for tap and standard pop-up plug

### Accessories:



**8**  
code **1TOF26**




**17**  
code **1VOF**



**20**  
code **1VSOF**




**25**  
code **1CIVQ**



**40**  
code **1CITN**



**43**  
code **1TOF26N**



**45**  
code **1GSPA**




**46**  
code **1TGMD**



**47 (\*)**  
code **1TGS**



**61**  
code **1CIFX**



**62**  
code **1VSFX**



**66**  
code **1GLN**



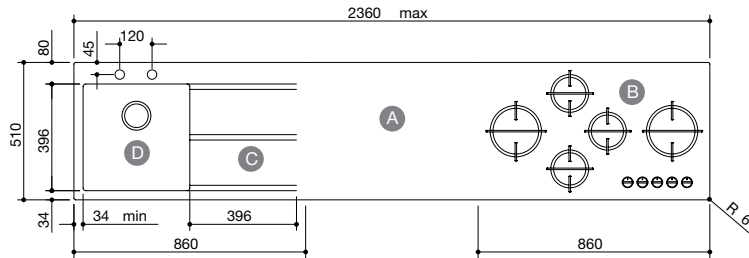
**71**  
code **1GQRN**

\* Accessories for Fusion hob depth 51 cm

# MOOD FUSION

## Price calculation and combination examples

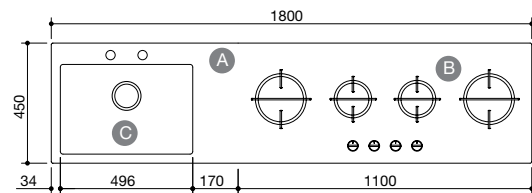
Composition: stainless steel worktop including working costs + selected products



### Length 236 cm depth 51 cm

- |   |                                                                               |                   |
|---|-------------------------------------------------------------------------------|-------------------|
| A | Stainless steel worktop more than 190 cm up to 236 cm including working costs | code <b>LMF3</b>  |
| B | 90 cm Mood 4 gas burners + double ring Flat Eco-Design                        | code <b>PM95</b>  |
| C | Supporting surface with grooves 39.6x39.6 cm                                  | code <b>GMF1</b>  |
| D | Bowl R. "12" 34x40x20 h cm                                                    | code <b>VRM34</b> |

- 234x49 cm cut out



### Length 180 cm depth 45 cm

- |   |                                                                               |                     |
|---|-------------------------------------------------------------------------------|---------------------|
| A | Stainless steel worktop more than 150 cm up to 190 cm including working costs | code <b>LMF5</b>    |
| B | 110 cm Mood 3 gas burners + double ring Flat Eco-Design                       | code <b>PM104</b>   |
| C | Bowl R. "12" 50x34x20 h cm                                                    | code <b>VRM5034</b> |

- 178x43 cm cut out

## LAB FUSION

---

Combining cooking and washing equipment in customised sizes and finishes, you can obtain original, highly exclusive results.





Examples of Lab Fusion depth 51 cm



Examples of Lab Fusion depth 45.5 cm





# LAB FUSION Features

## 1 Built-in and flush installations

The customised worktop surface can be built-in (with a flat edge) or flush (perfectly aligning it with the top).

## 2 Sliding chopping boards

The sliding chopping boards in steel or black HPL can be used along the full length of the unit. They are a useful, practical tool both when preparing food and during cooking, according to need.

## 3 Bowls R. "15" and R. "12"



The bowls are available with radius "15" and "12", with limited depths. With a sophisticated design, this product is also easy to clean.



## Lab Fusion Configurator



The Lab Fusion configurator, available online at [www.barazzasrl.it](http://www.barazzasrl.it), can be used to create your own work surface, with a choice of different hobs and sinks available.

## Flush pan supports and integrated burners



The stainless steel or cast iron integrated burners and flush pan supports transform the surface into a never-ending space. In addition it allows you to move your cooking equipment around without having to pick it up, becoming a supporting surface.



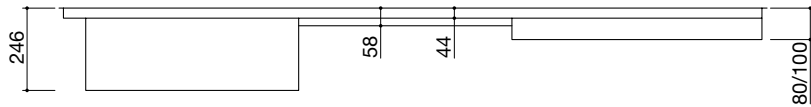
# LAB FUSION Features

## Finish

- AISI 304 stainless steel with satin finish. Available in Vintage finish on request.

## Dimension limits

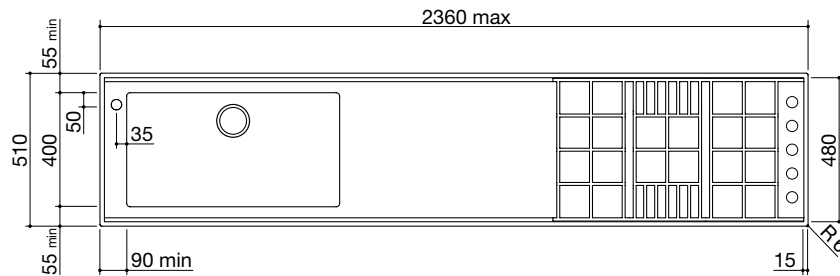
- Max. length: 236 cm
- Worktop thickness: 0.1 cm
- Overall gas hob height: 8 cm
- Overall induction hob height: 10 cm
- Overall bowl height: 24.6 cm
- Overall worktop height: 5.8 cm
- External corner radius: 0.6 cm
- Worktop recess: 4.4 cm



- Minimum distance between hob and bowl: 15 cm
- Minimum distance between two bowls: 7 cm
- Fixed distance between a tap hole centre and bowl side edge: 3.5 cm
- Fixed distance between tap hole centre and bowl back edge: 5 cm

## Depth 51 cm

- Minimum distance between side edge and induction hob: 4.5 cm
- Minimum distance between side edge and bowl: 5.5 cm
- Minimum distance between side edge and bowl (with tap hole): 9 cm
- Fixed distance from front and back edge to bowls: 5.5 cm
- Perimeter edge: 1.5 cm



## Dimensions for cut out

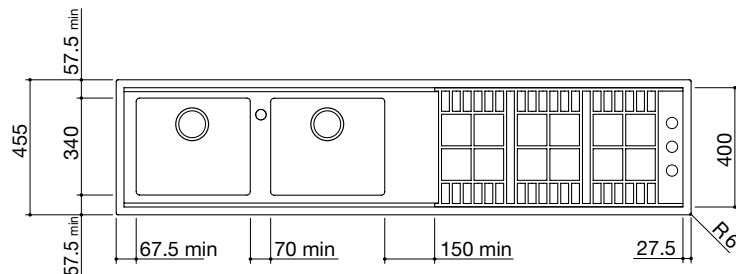
- Depth: 49 cm
- Length: -2 cm with respect to the worktop size

## Dimensions for flush-top lowering

- Lowering: 0.12 cm
- Radius: 0.75 cm
- Depth: 51.3 cm
- Length: +0.3 cm with respect to the worktop size

## Depth 45.5 cm

- Minimum distance between side edge and bowl 50x34: 6.75 cm
- Minimum distance between side edge and bowl 50x34 (with tap hole): 10.25 cm
- Fixed distance from front and back edge to bowls 50x34: 5.75 cm
- Perimeter edge: 2.75 cm



## Dimensions for cut out

- Depth: 43.5 cm
- Length: -2 cm with respect to the worktop size

## Dimensions for flush-top lowering

- Lowering: 0.12 cm
- Radius: 0.75 cm
- Depth: 45.8 cm
- Length: +0.3 cm with respect to the worktop size

At the design stage, check the space taken up by the elements (hob, bowl and tap) in the base units below.

# LAB FUSION products

## Hobs for Lab Fusion depth 51 cm

**65 cm Lab**  
4 gas burners  
(hob length 58.5 cm)



**RH hob, cast iron pan supports and burner caps** code **PL4IGD**

**LH hob, cast iron pan supports and burner caps** code **PL4IGS**

**90 cm Lab**  
4 gas burners + double ring  
(hob length 84 cm)



**RH hob, cast iron pan supports and burner caps** code **PL5IGD**

**RH hob, steel pan supports and cast iron burner caps** code **PL5IID**

**LH hob, cast iron pan supports and burner caps** code **PL5IGS**

**LH hob, steel pan supports and cast iron burner caps** code **PL5IIS**

**90 cm induction**  
3 induction zones  
(hob length 81.5 cm)

NEW



code **PLID9**

**120 cm induction**  
4 induction zones  
(hob length 109.5 cm)

NEW



code **PLID12**

## Hobs for Lab Fusion depth 45.5 cm

**90 cm Lab**  
2 gas burners + double ring  
(hob length 84 cm)



**RH hob, cast iron pan supports and burner caps** code **PL2TIGD**

**RH hob, steel pan supports and cast iron burner caps** code **PL2TIID**

**LH hob, cast iron pan supports and burner caps** code **PL2TIGS**

**LH hob, steel pan supports and cast iron burner caps** code **PL2TIIS**

**120 cm Lab**  
3 gas burners + double ring  
(hob length 109.5 cm)



**RH hob, cast iron pan supports and burner caps** code **PL3TIGD**

**RH hob, steel pan supports and cast iron burner caps** code **PL3TIID**

**LH hob, cast iron pan supports and burner caps** code **PL3TIGS**

**LH hob, steel pan supports and cast iron burner caps** code **PL3TIIS**

If the Lab gas hob is positioned on the left, the control area will be on the right.

# LAB FUSION products

## Square bowls R. "15" for Lab Fusion depth 51 cm

Accessories: 8 17 20 25 38 40 43 45 61 62 66 71

34x40x19.5 h cm



code **VXI34**

40x40x19.5 h cm



code **VXI40**

50x40x19.5 h cm



code **VXI50**

71x40x19.5 h cm



code **VXI70**

## Square bowls R. "12" for Lab Fusion depth 45.5 cm **NEW**

50x34x20 h cm



code **VRL5034**

70x34x20 h cm



code **VRL7034**

## Stainless steel sliding chopping board

thickness from 25 to 50 cm




depth 39.6 cm code **TSI40**

depth 47.6 cm code **TSI48**

## Workings:

- Stainless steel worktop less than or equal to 150 cm including working costs code **LLF1**
- Stainless steel worktop more than 150 cm up to 236 cm including working costs code **LLF2**
- Tap hole, diameter 3.5 cm code **FTR**

## Accessories:




**8**  
code **1TOF26**



**17**  
code **1VOF**




**20**  
code **1VSOF**



**25**  
code **1CIVQ**




**38**  
code **1CPI**



**40**  
code **1CITN**




**43**  
code **1TOF26N**



**45**  
code **1GSPA**



**61**  
code **1CIFX**



**62**  
code **1VSFX**



**66**  
code **1GLN**



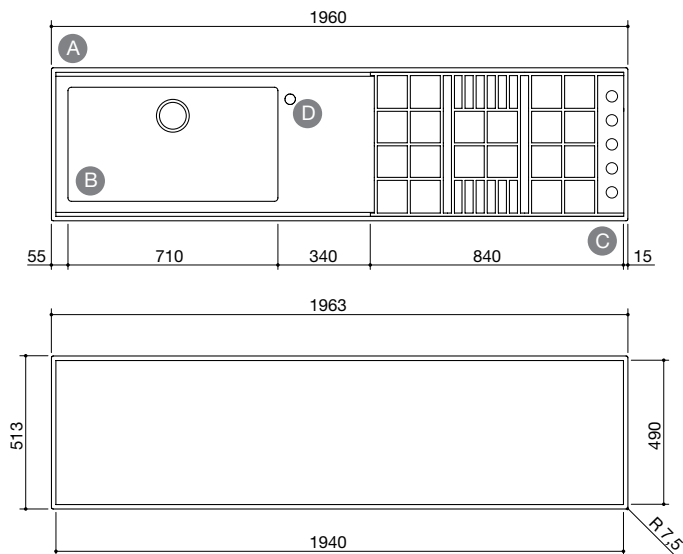
**71** \*  
code **1GQRN**

\* accessory not available for square bowl code **VXI34**.

# LAB FUSION

## Price calculation and combination examples

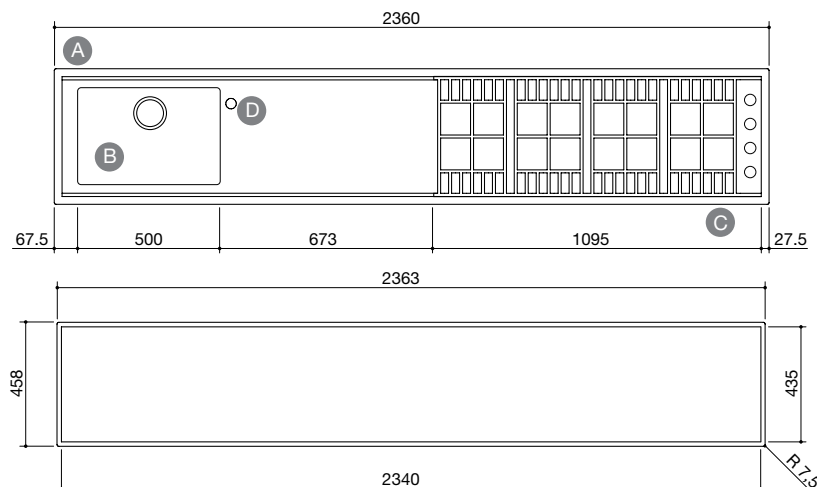
Composition: stainless steel worktop including working costs + selected products + tap hole where applicable



### Length 196 cm depth 51 cm

<b>A</b>	Steel worktop more than 150 cm up to 236 cm including working costs	code <b>LLF2</b>
<b>B</b>	Bowl R. "15" 71x40x19.5 h cm	code <b>VX170</b>
<b>C</b>	90 cm Lab 4 gas burners + double ring RH hob, cast iron pan supports and burner caps	code <b>PL5IGD</b>
<b>D</b>	Tap hole, diameter 3.5 cm	code <b>FTR</b>
	Stainless steel sliding chopping board	code <b>TSI48</b>

- 194x49 cm cut out
- 196.3x51.3 flush R 0.75 cm with lowering 0.12 cm



### Length 236 cm depth 45.5 cm

<b>A</b>	Steel worktop more than 150 cm up to 236 cm including working costs	code <b>LLF2</b>
<b>B</b>	Bowl R. "12" 50x34x20 h cm	code <b>VRL5034</b>
<b>C</b>	120 cm Lab 3 gas burners + double ring RH hob, cast iron pan supports and burner caps	code <b>PL3TIGD</b>
<b>D</b>	Tap hole, diameter 3.5 cm	code <b>FTR</b>

- 234x43.5 cm cut out
- 236.3x45.8 flush R 0.75 cm with lowering 0.12 cm

## B\_FREE FUSION

---

B\_Free Fusion is the evolution of the B\_Free collection that allows you to really personalise your work surface, equipping it with the features best suited to your specific requirements. The end result is a single built-in steel worktop integrated with all the functions you need. You can also choose from two different finishes – satin and Vintage – to customise your B\_Free Fusion.





Examples of B\_Free Fusion depth 51 cm



Examples of B\_Free Fusion depth 42 cm





# B\_FREE FUSION Features

## 1 Modular cooking

The B\_Free range covers from traditional gas hobs to more unusual ones such as a barbecue, Teppanyaki and induction hob, which can be mixed and matched depending on what you need and how much space there is.

## 2 Bowls R. "15" and R. "0" B\_Free Fusion Configurator



A radius of "15" or "0", with or without lowering, is available on various types of bowl to let you personalise your kitchen even more.



With the B\_Free Fusion configurator, available on the website [www.barazzasrl.it](http://www.barazzasrl.it), you can create and view your own worktop by choosing from the different types of hobs and bowls available.



# B\_FREE FUSION Features

## Finish

- AISI 304 stainless steel with satin finish. Available in Vintage finish on request.

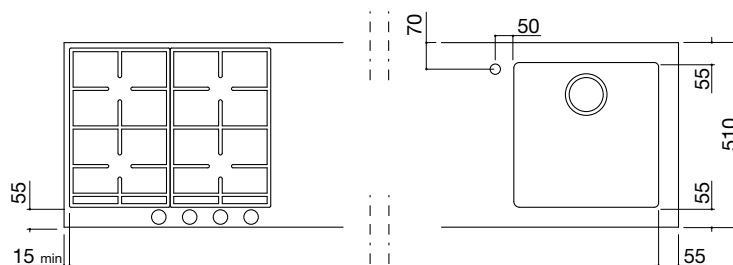
## Dimension limits

- Max. length: 236 cm
- Depth: 51 and 42 cm
- Worktop thickness: 0.6 cm
- Maximum hob depth: 6.4 cm

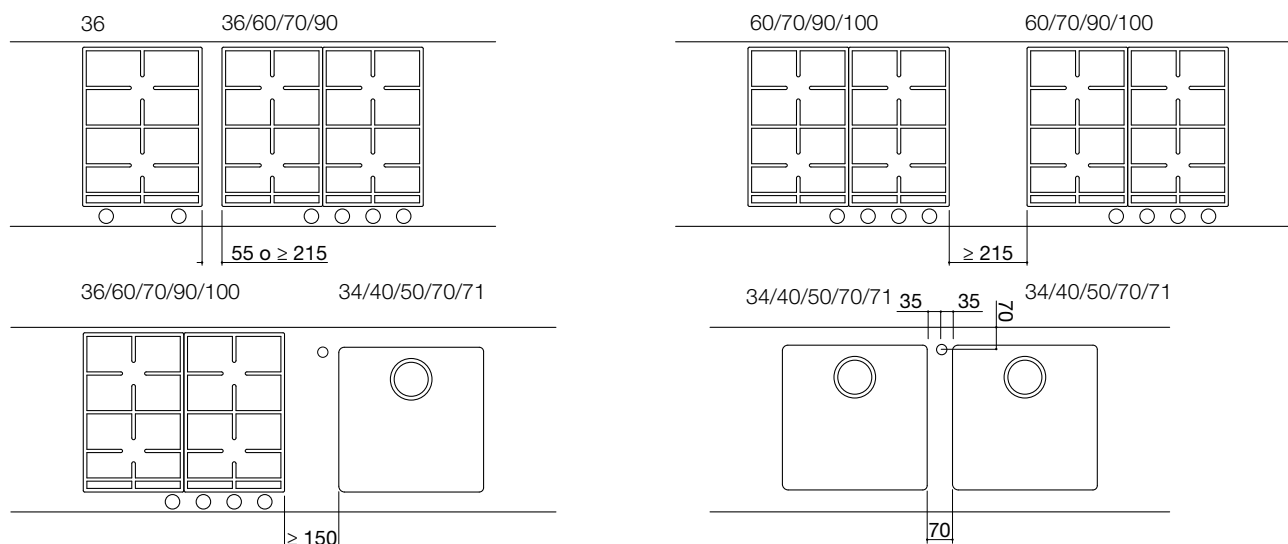


## Depth 51 cm

- Minimum distance between side edge and 36/60/70/90 cm hobs: 1.5 cm
- Minimum distance between side edge and 100 cm hob: 6.2 cm
- Minimum distance between side edge and bowl: 5.5 cm or 11 cm where there is a tap hole
- Fixed distance between front edge and hobs and bowls: 5.5 cm
- Fixed distance between the tap hole centre and bowl edge: 5 cm
- Fixed distance between the tap hole centre and back edge: 7 cm



- Minimum distance between a 36 hob and a 36/60/70/90 cm hob: 5.5 cm, or more than or equal to 21.5 cm
- Minimum distance between a 36 hob and a 100 cm hob: more than or equal to 21.5 cm
- Minimum distance between 60/70/90/100 cm hobs: more than or equal to 21.5 cm
- Minimum distance between a hob and a bowl: more than or equal to 15 cm
- Fixed distance between two bowls: 7 cm



## Dimensions for cut out

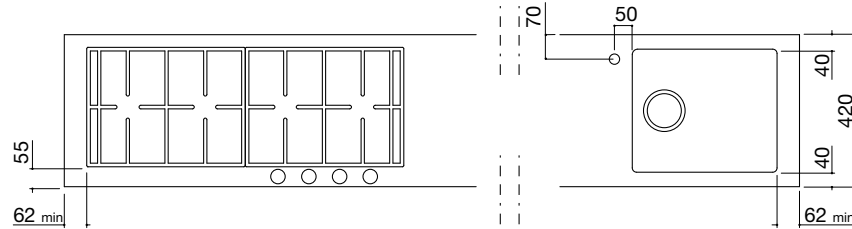
- Depth: 49 cm
- Length: -2 cm with respect to the worktop size

For B\_Free Fusion steel worktops longer than 120 cm and 180 cm, Barazza recommends to consider to make two or three cut outs, respectively, at a minimum distance of 3 cm.

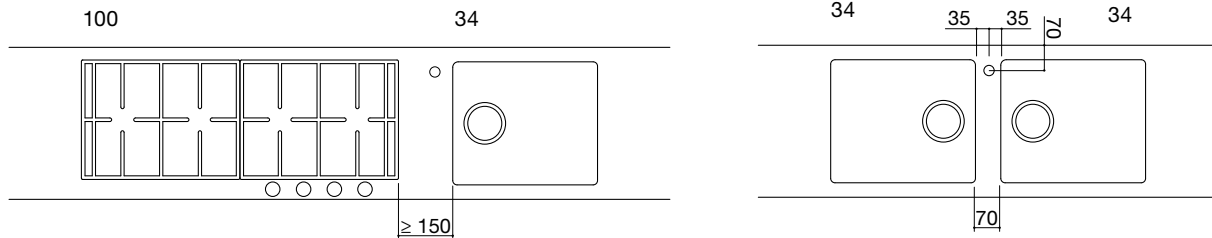
# B\_FREE FUSION Features

## Depth 42 cm

- Minimum distance between side edge and 100 cm hob: 6.2 cm
- Minimum distance between side edge and 34x40 cm bowl turned through 90°: 6.2 cm or 11 cm where there is a tap hole
- Fixed distance between the tap hole centre and edge of 34x40 cm bowl turned through 90°: 5 cm
- Fixed distance between the tap hole centre and back edge: 7 cm



- Distance between a 100 cm hob and a 34x40 cm bowl turned through 90°: more than or equal to 15 cm
- Fixed distance between two 34x40 cm bowls turned through 90°: 7 cm



## Dimensions for cut out

- Depth: 40 cm
- Length: -2 cm with respect to the worktop size

For B\_Free Fusion steel worktops longer than 120 cm and 180 cm, Barazza recommends to consider to make two or three cut outs, respectively, at a minimum distance of 3 cm.

At the design stage for both depths, check the space taken up by the elements (hob, bowl and tap) in the base units below.



# B\_FREE FUSION products

---

## Hobs for B\_Free Fusion depth 51 cm (length of mould 33 cm)

---

**36 cm B\_Free**  
double ring 5 kW



code **PF1**

**36 cm B\_Free**  
1 gas burner + 1 Chef double ring



code **PF2**

**36 cm B\_Free**  
induction



code **PFID3**

**36 cm B\_Free**  
teppanyaki



code **PFTK**

**36 cm B\_Free**  
barbecue



code **PFBQ**

---

## Hobs for B\_Free Fusion depth 51 cm (length of mould 55.6, 65.6 and 83.2 cm)

---

**60 cm B\_Free**  
3 gas burners + 1 Chef double ring



code **PF64**

**70 cm B\_Free**  
2 gas burners + 2 Chef double ring



code **PF74**

**90 cm B\_Free**  
3 gas burners + Chef double ring  
+ double ring 4 kW



code **PF95**

**70 cm B\_Free**  
4 induction zones



code **PFID7**

---

## Hobs for B\_Free Fusion depth 42 cm (length of mould 87.6 cm)

---

**100 cm B\_Free**  
2 gas burners + 2 Chef double ring



code **PF104**

# B\_FREE FUSION products

## Square bowls R. "15" for B\_Free Fusion

Accessories: **8 17 20 25 38 40 43 45 61 62 66 71**

34x40x19.5 h cm



code **VXF34**

40x40x19.5 h cm



code **VXF40**

50x40x19.5 h cm



code **VXF50**

71x40x19.5 h cm



code **VXF70**

## Square bowls R. "0" for B\_Free Fusion

Accessories: **8 17 20 25 38 40 43 45 61 62 66 71**

34x40x21.5 h cm



code **VQF34**

40x40x21.5 h cm



code **VQF40**

50x40x21.5 h cm



code **VQF50**

70x40x21.5 h cm



code **VQF70**

## Square bowls R. "0" with lowering for B\_Free Fusion

**NEW**

Accessories: **8 17 20 25 38 40 43 45 61 62 66 71**

40x43.4x21.5 h cm



code **VQBA40**

70x43.4x21.5 h cm




code **VQBA70**

### Workings:

- Stainless steel worktop less than or equal to 150 cm including working costs code **LF1**
- Stainless steel worktop more than 150 cm up to 236 cm including working costs code **LF2**
- Tap hole, diameter 3.5 cm code **FTR**

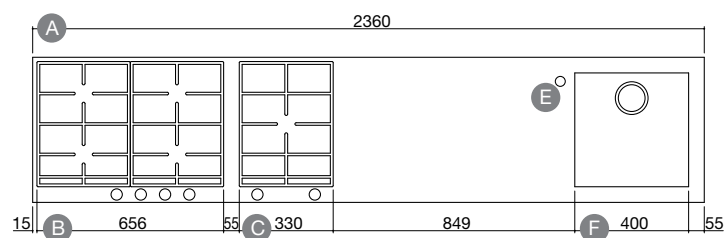
### Accessories:



## B\_FREE FUSION

### Price calculation and combination examples

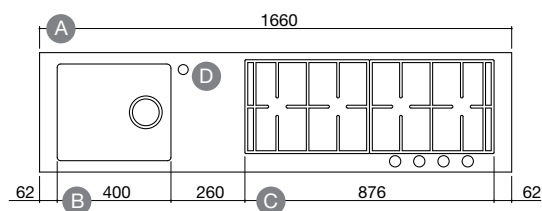
Compositions: stainless steel worktop including working costs + selected products + tap hole where applicable



#### Length 236 cm depth 51 cm

<b>A</b> Steel worktop more than 150 cm including working costs	code <b>LF2</b>
<b>B</b> 70 cm B_Free 2 gas burners + 2 Chef double ring	code <b>PF74</b>
<b>C</b> 36 cm B_Free 5 kW 36 double ring	code <b>PF1</b>
<b>D</b> Bowl R. "0" 40x40x21.5 h cm	code <b>VQF40</b>
<b>E</b> Tap hole, diameter 3.5 cm	code <b>FTR</b>

- 234x49 cm cut out



#### Length 166 cm depth 42 cm

<b>A</b> Steel worktop more than 150 cm including working costs	code <b>LF2</b>
<b>B</b> Bowl R. "0" 34x40x21.5 h cm	code <b>VQF34</b>
<b>C</b> 100 cm B_Free 2 gas burners + 2 Chef double ring	code <b>PF104</b>
<b>D</b> Tap hole, diameter 3.5 cm	code <b>FTR</b>

- 164x40 cm cut out



## FUSION HOOD

---

A hood at the centre of everything. The power of its motor combined with how silent it is means it can maintain an environment that is always pleasant to live in. The Fusion island cooker hood can be personalised in sizes with a shelf up to 240 cm and is made of stainless steel in a satin or Vintage finish.





# FUSION ISLAND COOKER HOOD

## Features

---

### Finish

- AISI 304 stainless steel with satin finish. Shelf available in Vintage finish on request.

### General features

- Optional filtering extraction
- Speeds: 3 + intensive speed
- Duct exit: ø 150 mm+ reducer ø 120 mm
- Lighting: 3000 K LED strip lighting
- Filters: stainless steel
- Functions: automatic start-up sensor at 40 °C, filter maintenance warning, air circulation
- Energy rating: B
- Remote control included
- Maximum absorbed power: 0.3 kW

### Technical features

- Air flow: 1000 m³/h
- Pressure: 440 Pa
- Noise level: 41-72 Lw (dBA)

### Dimension limits

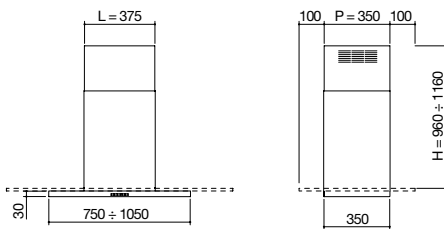
- Minimum shelf length: 90 mm
- Max. shelf length: 240 cm
- Shelf thickness: 0.8 cm
- Dowel pitch: 75 cm



# FUSION ISLAND COOKER HOOD

## types

### Fusion hood



H chimney from 96 to 116 cm

W chimney 37.5 cm

D chimney 35 cm

90 cm hood

120 cm hood

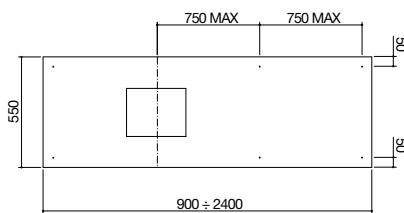
Carbon filter

**NEW**

code **KF19**

code **KF110**

code **1FC2**



#### Shelf for Fusion island cooker hood depth 55 cm

Stainless steel shelf less than or equal to 180 cm including working costs

code **MKF11**

Stainless steel shelf from 180 cm to 240 cm including working costs

code **MKF12**

Shelf dowel for cooker hood (the number of dowels is finalised during the design stage)

code **TKF**

Set up for remote control Barazza scales



# MIZU KASAI WHERE WATER MEETS FIRE

---

Mizu and Kasai, “water and fire” in Japanese, are transformed by Italian creativity to become sinks and hobs, two core elements of a collection inspired by clean lines and the rigour of conventions.

The Mizu Kasai collection comes from a collaboration with architect Franco Driusso of the **DriussoAssociati | Architects** studio, winner of several international prizes including 22 **Good Design Awards**, and holder of an honourable mention in the **Compasso d’Oro** awards 2018.







## Design interprets innovation

---

Cutting-edge design reflects new aesthetic and functional needs:

the sinks in the Mizu Kasai collection have been awarded with the prestigious Good Design Award by The Chicago Athenaeum which included them on the shortlist of design products that stood out most for quality and innovation. The Kasai hobs coordinate perfectly with the sinks as they are the same size and have the same steel perimeter frame around them, promoting an overall harmony of composition.



Design  
as a universal  
language

---





130x52 cm Mizu sink - page 131 - **code 1LMZ135**  
with Total cladding and sliding cover  
90 cm Kasai Space hob - page 123 - **code 1PKS90N**  
2x 60 cm built-in Velvet Advance Steel oven - page 179 - **code 1FVAPI**




80x52 cm Mizu sink - page 130 - **code 1LMZ81**  
with Total cladding  
90 cm Kasai Zero Plus hob - page 122 - **code 1PKZP9N**

# KASAI HOBS


The induction hobs in the Kasai range are available in four models that meet different aesthetic and functional needs: the 90 cm Kasai Space, the 80 cm Kasai City and the 90 cm Kasai Zero Plus with hood built directly into the hob. The 90 cm Kasai Mood gas hob completes the range.

- 1 ) KASAI ZERO PLUS
- 2 ) KASAI SPACE
- 3 ) KASAI MOOD
- 4 ) KASAI CITY



# KASAI ZERO PLUS INDUCTION HOBS built-in edge 40 mm

90 cm Kasai Zero Plus hob  
integrated cooker hood



SATIN STAINLESS STEEL 4 mm  
code **1IZPI**



VINTAGE STAINLESS STEEL 4 mm  
code **1IZPV**

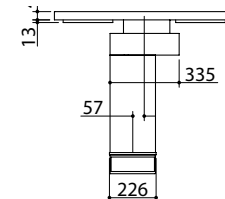
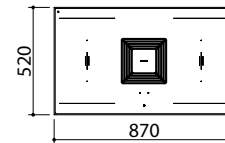
The extraction grid is available as an accessory  
also in versions with a satin or Vintage stainless  
steel insert.

**NEW** energy rating **A<sup>++</sup>** Accessories: **74 75 76 77 78**

- perimeter frame h 40 mm  
in AISI 304 4 mm solid stainless steel
- Touch Control
- 83x47.5 cm cut out

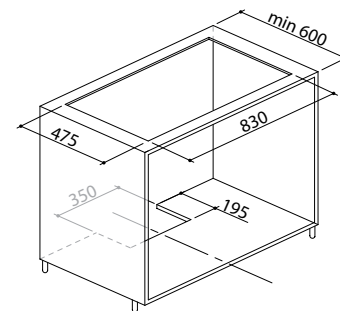
### INDUCTION

- functions: power management, Chef Cook, Bridge, automatic pan recognition, Booster, selective pan detection, pause/reminder function, cooking end timer 1-600', minute minder, automatic preheating, keep warm
- safety devices: electronic child safety lock, residual heat indicator, overflow alarm, safety switch-off
- minimum pan diameter:  $\varnothing$  110 mm
- adjustable power levels:  
1,4 – 1,5 – 1,6 - ... - 7,2 – 7,3 – 7,4 kW
- maximum absorbed power: 7.4 kW



### HOOD

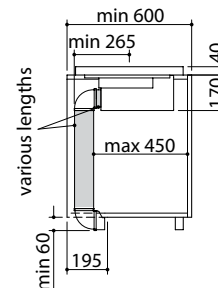
- speeds: 3 + intensive speed
- rated air-flow: 800 m<sup>3</sup>/h
- pressure: 524 Pa
- noise level: 56-76 Lw (dBA)
- filter: stainless steel AISI 304
- energy rating: A<sup>++</sup>
- maximum absorbed power: 0.22 kW
- optional filtering extraction
- minimum base height: 60 mm



### Induction zone power:

- 4 Octa zones: 2.1-3 kW (\*)

(\*) with Booster function



### BLACK GLASS CERAMIC WITH EXTRACTION GRID WITH BLACK INSERT

code **1PKZP9N**

**Standard equipment:** fixing clips, seal.

### Accessories:




**74**  
code **1BID**




**75**  
code **1FCK**



**76**  
code **1FMK**



**77**  
code **1IZPI**



**78**  
code **1IZPV**

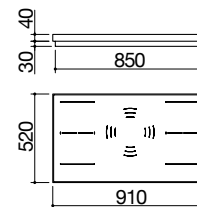
# KASAI SPACE INDUCTION HOBS built-in edge 40 mm

90 cm Kasai Space hob



Accessories: 74

- perimeter frame h 40 mm in AISI 304 stainless steel 4 mm thick
- Touch Control with multi-slider
- functions: automatic cooking at three levels, Bridge, automatic pan recognition, Booster, selective pan detection, pause/reminder function, cooking end timer 1-99'
- safety devices: electronic child safety lock, residual heat indicator, overflow alarm, safety switch-off
- minimum pan diameter:  $\varnothing$  125 mm
- maximum absorbed power: 11.1 kW
- 86x49 cm cut out



#### Induction zone power:

- 1 zone  $\varnothing$  260 mm: 2.6-5.5 kW (\*)
- 4 Octa zones: 2.1-3.7 kW (\*)

(\*) with Booster function

**BLACK GLASS CERAMIC**

code **1PKS90N**


**Standard equipment:** fixing clips, seal.

#### Accessories:



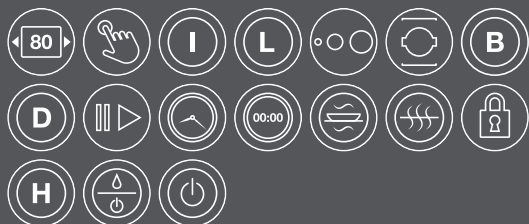

74

code **1BID**



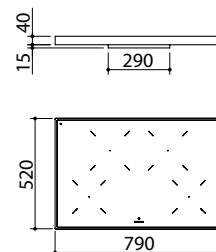
# KASAI CITY INDUCTION HOBS built-in edge 40 mm

80 cm Kasai City hob  
4 induction zones



MKB NEW

- Perimeter frame h 40 mm  
AISI 304 stainless steel 4 mm thick
- Touch Control
- functions: power management, Chef Cook, automatic pan recognition, Booster, selective pan detection, pause/reminder function, cooking end timer 1-600', minute minder, automatic preheating, keep warm
- safety devices: electronic child safety lock, residual heat indicator, overflow alarm, safety switch-off
- minimum pan diameter:  $\varnothing$  90 mm
- adjustable power levels:  
1.4 - 1.5 - 1.6 - ... - 7.2 - 7.3 - 7.4 kW
- maximum absorbed power: 7.4 kW
- 76x49 cm cut out




#### Induction zone power:

- 2 zones  $\varnothing$  200 mm: 2,3-3 kW (\*)
  - 2 zones  $\varnothing$  160 mm: 1,4-2,1 kW (\*)
- (\*) with Booster function

BLACK GLASS CERAMIC

code 1PKC80N

Standard equipment: fixing clips, seal.



# KASAI MOOD GAS HOBS built-in edge 40 mm

90 cm Kasai Mood hob  
4 gas burners + 1 Flat Eco-Design double ring

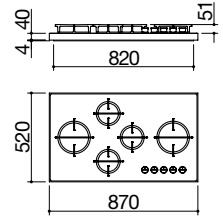


Accessories: **36**

- perimeter frame h 40 mm in AISI 304 stainless steel 4 mm thick
- glass ceramic 4 mm thick
- Flat Eco-Design burners
- Cast iron pan supports
- 83x48 cm cut out

**Burner power:**

- 1 auxiliary: 1 kW
- 2 semi-rapid: 1.75 kW
- 1 rapid: 3 kW
- 1 double ring: 4 kW



**BLACK GLASS CERAMIC**

code **1PKM90N**

**Accessories**



**36**

code **1TFL**

**Standard equipment:** automatic ignition  
safety valves, fixing clips, seal.



## Sustainable elegance

---

There can be no innovation unless it is done in a spirit of environmental awareness. The area around the taps and the drainer can be clad using the material from the worktop left over from cutting the hole to insert the sink: this is a new idea for design that is committed to also planning the future of our planet.

130x52 cm Mizu sink - page 131 - code **1LMZ135**  
with Total cladding and sliding cover  
90 cm Kasai Space hob - page 123 - code **1PKS90N**

# MIZU SINKS

The Mizu sinks are available in the Steel version, completely made of stainless steel, and offer a high level of personalisation. In the Total version they can be clad, for example, with horizontal and vertical cladding of the sink, in the Plan version with horizontal cladding, or in a combination of the two.

- 1) TOTAL
- 2) PLAN
- 3) STEEL



# MIZU SINKS

There are four different Mizu sinks for total personalisation of your kitchen. The single bowl sinks, available in 52x52 cm and 80x52 cm versions, open up the space to new functions. The Steel version can have Total or Plan levels of cladding or a combination of these two.


1)



2)



1) TOTAL  
2) PLAN  
3) STEEL



3)

# MIZU SINKS

## built-in edge 40 mm

**52x52 cm Mizu sink**  
1 bowl with lowering

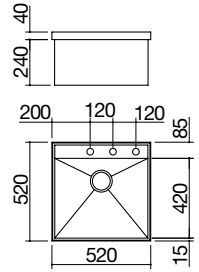


**80x52 cm Mizu sink**  
1 bowl with lowering



Accessories: **70**

- perimeter frame h 40 mm in stainless steel 4 mm thick
- extra thick stainless steel AISI 304
- bowl with radius "0" and lowering
- 49x42x17.2 h cm bowl
- equipment: 3" ½ waste, Smart pop-up plug, stainless steel drain cover, perimeter overflow
- tap hole: 3 standard holes
- 60 cm base unit for bowl
- 51x51 cm cut out



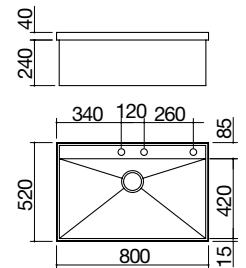
**SATIN STAINLESS STEEL**

code **1LMZ51**



Accessories: **70**

- perimeter frame h 40 mm in stainless steel 4 mm thick
- extra thick stainless steel AISI 304
- bowl with radius "0" and lowering
- 77x42x17.2 h cm bowl
- equipment: 3" ½ waste, Smart pop-up plug, stainless steel drain cover, perimeter overflow
- tap hole: 3 standard holes
- 90 cm base unit for bowl
- 79x51 cm cut out



**SATIN STAINLESS STEEL**

code **1LMZ81**



# MIZU SINKS

## built-in edge 40 mm

### 100x52 cm Mizu sink

1 bowl with lowering + drainer



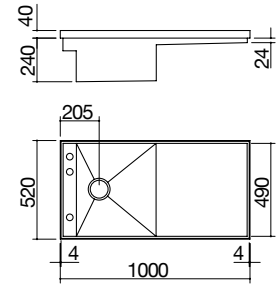
### 130x52 cm Mizu sink

1 bowl with lowering + drainer



Accessories: **68** **70**

- perimeter frame h 40 mm in stainless steel 4 mm thick
- extra thick stainless steel AISI 304
- bowl with radius "0" and lowering
- 42x49x17.2 h cm bowl
- equipment: 3" 1/2 waste, Smart pop-up plug, stainless steel drain cover, perimeter overflow
- tap hole: 3 standard holes
- 60 cm base unit for bowl
- 99x51 cm cut out
- the sink is reversible



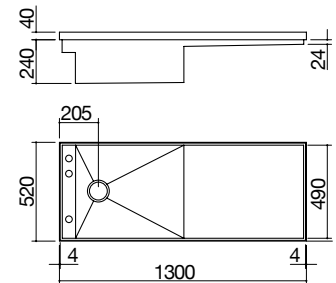
### SATIN STAINLESS STEEL

code **1LMZ105**



Accessories: **69** **70**

- perimeter frame h 40 mm in stainless steel 4 mm thick
- extra thick stainless steel AISI 304
- bowl with radius "0" and lowering
- 57x49x17.2 h cm bowl
- equipment: 3" 1/2 waste, Smart pop-up plug, stainless steel drain cover, perimeter overflow
- tap hole: 3 standard holes
- 80 cm base unit for bowl
- 129x51 cm cut out
- the sink is reversible



### SATIN STAINLESS STEEL

code **1LMZ135**

**Standard equipment:** fixing clips, space-saver trap with dishwasher connection, cardboard packaging. The mixer tap is not included.

### Mizu stainless steel sliding chopping board



- 68** for Mizu sink code 1LMZ105  
- chopping board dimensions: 50.6x50.6 cm code **1TMZ1**
- 69** for Mizu sink code 1LMZ135  
- chopping board dimensions: 65.6x50.6 cm code **1TMZ2**

- 70** Kit for Total and Plan cladding  
(Teflon runners, rubber seals, primer) code **1KRLMZ**

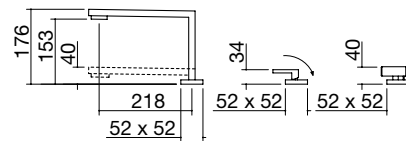
The technical data sheets for carrying out any cladding are available on the website [www.barazzasrl.it](http://www.barazzasrl.it).

## MIXER TAPS with remote control

**Mizu Kit Telescopic mixer tap**  
with remote control and pull-spray head



- cartridge: ceramic discs
- tap rotation: 360°
- minimum height: 40 mm
- tap base: 52x52 mm
- control base: 52x52 mm
- spray head base: 52x52 mm
- tap hole:  $\varnothing$  35 mm
- control hole:  $\varnothing$  35 mm
- spray head hole:  $\varnothing$  35 mm



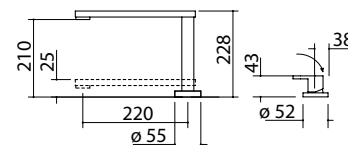
**SATIN STAINLESS STEEL FINISH**

code **1RUBMZK**

**B\_Free Telescopic mixer tap**  
with remote control



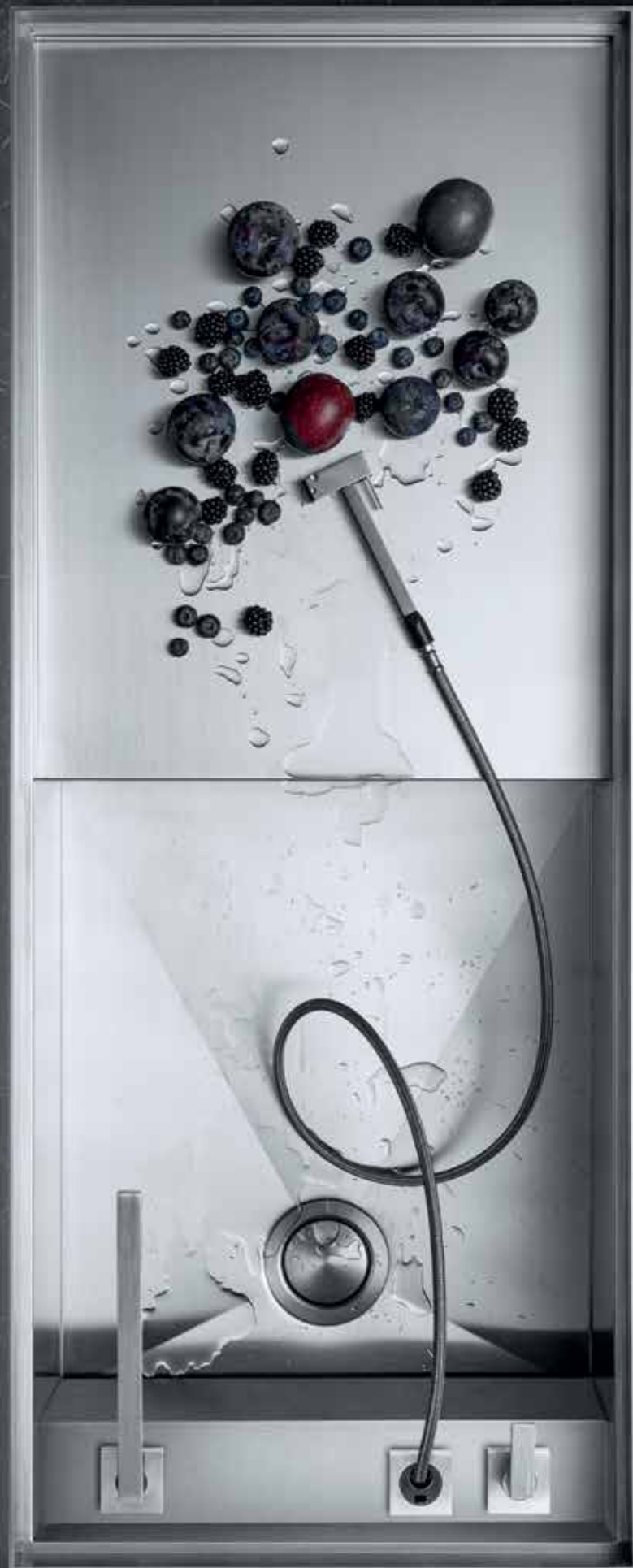
- cartridge: ceramic discs
- tap rotation: 360°
- minimum height: 42 mm
- tap base:  $\varnothing$  55 mm
- control base:  $\varnothing$  52 mm
- tap hole:  $\varnothing$  35 mm
- control hole:  $\varnothing$  35 mm



**SATIN STAINLESS STEEL FINISH**

code **1RUBMBFA**







# OVENS AND COORDINATED PRODUCTS

---

Barazza offers a wide selection of Ovens and Coordinated products available in various finishes that make them easy to combine with hobs and sinks from any collection. Barazza ovens fully meet all aesthetic needs as well as guaranteeing complete satisfaction of all cooking requirements. From the technical point of view, they stand out for the different types of functions they include: combi-steam oven, microwave and combi-microwave, multiprogram and multifunction, and they offer the option of adding valuable Coordinated products such as a coffee machine, a blast chiller and vacuum sealer and warming drawers.

**ICON**  
page 154



**UNIQUE ADVANCE**  
page 184



**VELVET ADVANCE**  
page 176



**OFFICINA ADVANCE**  
page 186



**CITY**  
page 180

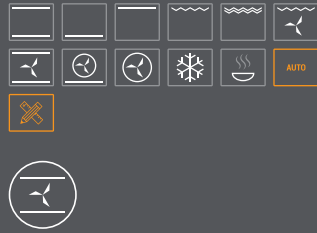


**MICROWAVE**  
page 188



# OVENS AND COORDINATED PRODUCTS types

60 cm Touch Screen oven



60 cm oven - Touch Control + knobs




60 cm Multiprogram oven



60 cm oven - Multifunction



Compact combi-microwave oven  
Touch Control + knobs



Compact combi-steam oven  
Touch Control + knobs



Compact blast chiller - Touch Screen



Compact coffee machine  
digital programmer + knobs



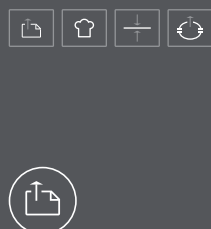
90 cm Multiprogram oven



Microwave digital programmer



Touch Control vacuum sealer drawer



Warming drawer



# OVENS AND COORDINATED PRODUCTS

## icons legend

### Touch Screen



High-definition Touch Screen that allows a precise, simple and intuitive adjustment of the various cooking parameters and oven settings.

### Automatic cooking programs



The automatic cooking programs allow you to obtain ideal cooking results by simply selecting the desired recipe and inserting the food in a cold oven.

### Soft-Close hinges



Soft-Close hinges are a mechanical device that intervenes in the final closing phase of the oven door, slowing down and attenuating its impact.

### Elements in Soft-Touch finish



Elegant and pleasant to the touch, the Soft-Touch finish is the protagonist in various product lines, covering both knobs, handles and front controls.

### LED lights



The blast chiller has LED lights in the internal cavity, which allow optimal lighting of the cooking cavity while ensuring reduced consumption.

### Temperature probe



The temperature probe, interacting with the oven software, allows you to monitor the internal temperature of those dishes that need to reach a specific target value.

### Cool door



The doors, which can be removed and disassembled, have a triple or quadruple glass with heat-reflecting crystals, which avoids a temperature increase on the surface of the oven.

### Touch Control screen



High definition Touch Control screen that allows a precise, simple and intuitive display of the various cooking parameters and oven settings.

### Veggy mode



Designed for those who do not consume meat and fish, it allows to exclude from the display of the automatic cooking programs all those based on animal proteins.

### Easy Clean internal cavity



All Barazza ovens have an unusual interior with Easy Clean finish, a surface treatment that facilitates and speeds up cleaning the oven cavity.

### AISI 304 stainless steel



Elements made of AISI 304 stainless steel, a completely recyclable, resistant to corrosion, durable and highly hygienic material.

### Telescopic oven rails



The pairs of telescopic oven rails, made of stainless steel, make it easier to move racks and drip trays, helping when putting them into the oven and taking them out.

### Turnable plate



The turnable plate, supplied with non-combined microwave ovens, ensures that the dishes are cooked or defrosted in a totally homogeneous way.

### Safety function lock



It allows you to set, by means of a combination of keys, a command lock, avoiding accidental changes to the oven settings.

### Cavity capacity

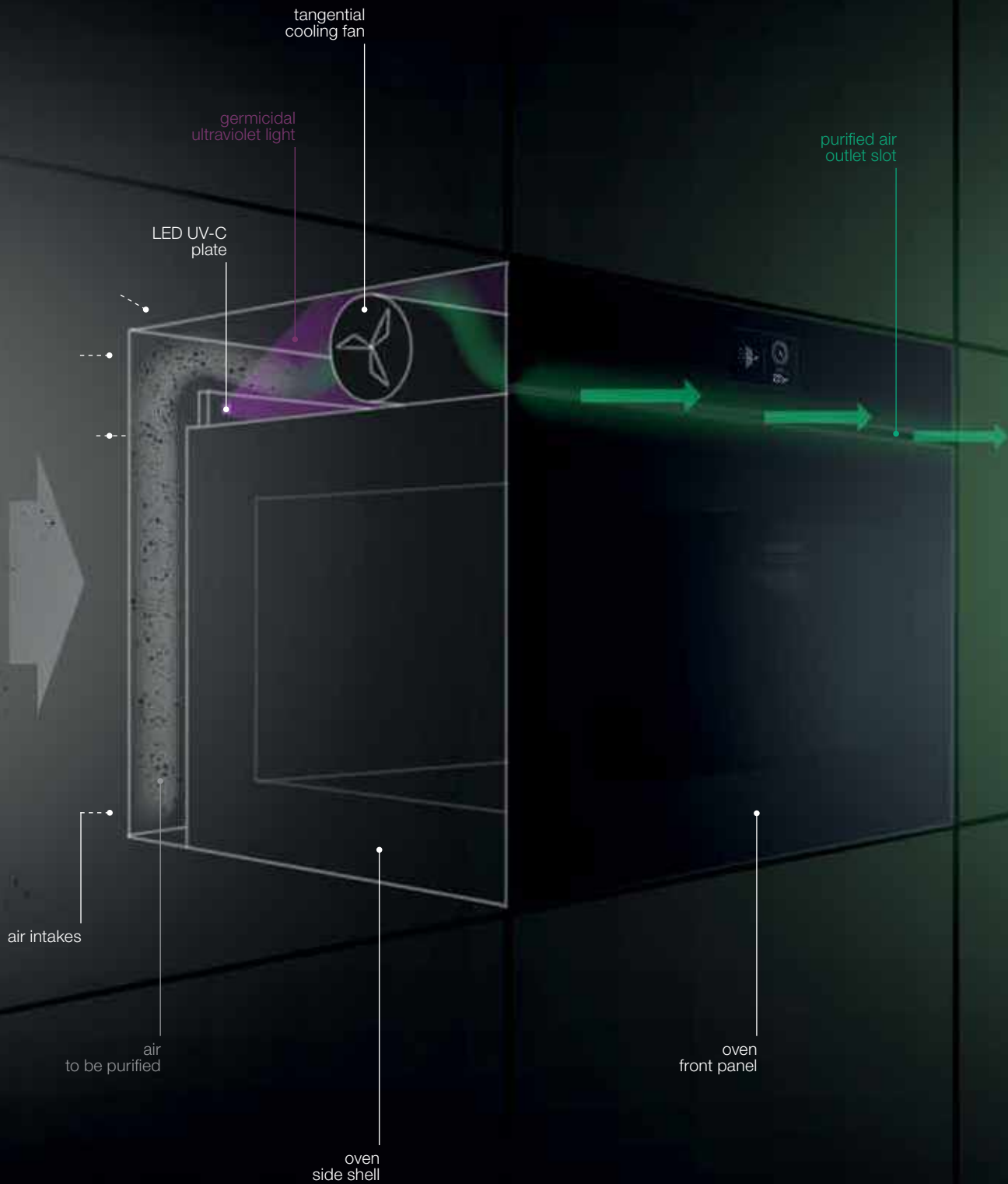


The large cavities of Barazza ovens allow times to be optimised and therefore energy to be saved.



# ZEFIRO SANIFICATION SYSTEM

## diagram of operation



Zefiro

# ZEFIRO SANIFICATION SYSTEM

## general features

Zefiro is the first system in the world that can transform the built-in oven into an actual air sanitizer; a unique and exclusive bonus that enhances the already rich range of functions and equipment in Barazza's new range of ovens.

### HOW THE ZEFIRO SYSTEM WORKS

- 1) Using the appliance's tangential cooling fan, air to be purified is blown through a series of holes expressly located on the rear side of the oven.
- 2) Once inside, the air is funnelled over the upper side and guided through a double beam of germicidal ultraviolet light, emitted by two LED UV-C plates; the germicidal ultraviolet light changes the DNA or RNA of the micro-organisms it irradiates, preventing them from reproducing or being harmful to humans.
- 3) Purified of harmful substances and bad smells, the air is reintroduced into the room through the slot on the front of the oven, between the door and the control panel.

The system can be activated simply and intuitively on the various types of oven that include it, but only when the appliance is not engaged in a cooking process. It can operate for periods of time from 2 to 8 hours, at gaps of one hour, depending upon the size of the room to be purified.



OVENS AND COORDINATED PRODUCTS



### ADVANTAGES OF THE ZEFIRO SYSTEM

The Zefiro system transforms the oven into an actual air sanitiser, capable of improving quality of life inside the rooms of the house by carrying out a complete set of functions:

- It cleans the air of viruses and bacteria, sanitising rooms and making them safer.
- It contributes to the removal of bad smells in the kitchen, and is also able to work at the same time as the cooker hood to speed up its operations.
- As it only requires the use of the tangential cooling fan, and as the oven's internal light is automatically switched off when sanitising is in progress, consumption is reduced so much that frequent prolonged use of the system is possible.

### OVERVIEW OF MODELS EQUIPPED WITH THE ZEFIRO SYSTEM

**Icon Steel**  
code 1FEVSP



**Icon Glass**  
code 1FEVGP



**Icon Exclusive**  
code 1FEVEPN



**Icon Mat**  
code 1FEVMP



**Icon Trama**  
code 1FEVTP



**Velvet Advance Steel**  
code 1FVAPI



**Velvet Advance Glass**  
code 1FVAPN




**City Steel**  
code 1FCYPI



**City Steel**  
code 1FCYMI



**City Glass**  
code 1FCYPN



The **Zefiro** system is included as standard on all the 60 cm ovens in the Icon, Velvet Advance and City collections.

# 60 cm OVENS

## functions legend and general features

### Top + bottom heating element



Suitable for any type of dish, but particularly effective for baking cakes, pizzas and soufflés, and for roasting.

### Top heating element



Ideal for lightly browning dishes, especially lasagne and other baked pasta dishes, or vegetable soufflés.

### Maxi Grill



Using the top heating element and the grill at the same time allows strong heat to be concentrated on the surface of the food, crisping it up more quickly.

### Top and bottom heating element + fan



Ideal for fast, uniform cooking, this is particularly suitable for baking biscuits and cakes.

### Circular heating element + fan



It lets you cook similar dishes at the same time, arranged on shelves, up to a maximum of three levels.

### Keep warm



Keeping a constant temperature of 80, 100, 120 °C allows food to stay hot whilst waiting to be served.

### Bottom heating element



Suitable for baking biscuits, tarts and pies, or for heating up dishes before serving them.

### Grill



This is particularly useful for cooking slim cuts of meat and for making toast and crostini.

### Grill + fan



Suitable for cooking thicker cuts of meat or particularly large dishes, it is good for quickly reducing the excess humidity in food.

### Circular and bottom heating element + fan



Ideal for heating up the oven in a few minutes, it's a function for fast cooking, suitable for baking bread and pizzas.

### Defrost



This lets you defrost dishes gently, without any detrimental effect.

### Rapid defrost function



By setting the thermostat at 0 °C and selecting any fan function, the oven can speed up defrosting.

## Automatic cooking programs



60 cm Touch Screen and Touch Control ovens offer a set of 16 automatic programs, with the option of setting the weight and an indication of the level at which to place the food.



Roast lamb



Lasagne



Roast veal



Pie



Roast pork



Roast potatoes



Whole roast chicken



Roasted vegetables



Fish fillet



Tomato gratin



Whole fish



Sponge cake



Traditional pizza



Tart



Pizza on a baking tray



Bread

## Customisable cooking programs



60 cm Touch Screen and Touch Control ovens can record up to a maximum of 30 personalised recipes, including multi-stage ones, from the menu that appears at the end of a manual cooking cycle.



# 90 cm OVENS

## functions legend and general features

### Top + bottom heating element



Suitable for any type of dish, but particularly effective for baking cakes, pizzas and soufflés and for roasting.

### Bottom heating element



Suitable for baking biscuits, tarts and pies, or for heating up dishes before serving them.

### Maxi Grill (+ rotisserie)



Using the top heating element and the grill at the same time allows strong heat to be concentrated on the surface of the food, crisping it up more quickly.

### Circular heating element + fan



It lets you cook similar dishes at the same time, arranged on shelves, up to a maximum of three levels.

### Eco



This allows different types of dishes to be cooked with lower consumption of electricity.

### Top and bottom heating element + fan



Ideal for fast, uniform cooking, this is particularly suitable for baking biscuits and cakes.

### Traditional grill (+ rotisserie)



This is particularly useful for cooking slim cuts of meat and for making toast and crostini.

### Grill + fan (+ rotisserie)



Suitable for cooking thicker cuts of meat or particularly large dishes, it is good for quickly reducing the excess humidity in food.

### Circular and bottom heating element + fan



Ideal for heating up the oven in a few minutes, it's a function for fast cooking, suitable for baking bread and pizzas.

### Rotisserie



When the rotisserie is put into the oven and one of the cooking methods that bear this symbol is selected, the rotisserie automatically starts to rotate.

## ROTISSERIE

The 90 cm oven has a rotisserie, a stainless steel structure which allows poultry, roasts, small pork joints and other similar dishes to be cooked simply. By selecting the traditional Grill, Maxi Grill or Grill + fan functions and inserting the rotisserie into the special guide rails, the spit will automatically start up, allowing uniform cooking on all sides of the food.

Together with the increased size of the cooking cavity, this makes the 90 cm oven the ideal partner for anyone looking for an efficient system for cooking large quantities of meat.



# COMPACT COMBI-MICROWAVE OVENS

## functions legend and general features

### Top + bottom heating element



Suitable for any type of dish, but particularly effective for baking cakes, pizzas and soufflés and for roasting.

### Grill



This is particularly useful for cooking slim cuts of meat and for making toast and crostini.

### Maxi Grill



Using the top heating element and the grill at the same time allows strong heat to be concentrated on the surface of the food, crisping it up more quickly.

### Grill + fan



Suitable for cooking thicker cuts of meat or particularly large dishes, it is good for quickly reducing the excess humidity in food.

### Circular heating element + fan



It lets you cook similar dishes at the same time, arranged on shelves, up to a maximum of three levels.

### Combi-microwave + top and bottom heating elements



Suitable for any type of dish, this allows the traditional process of cooking in a conventional oven to be speeded up.

### Microwave + grill (combi)



The addition of the microwave to the traditional grill lets dishes get even crispier. Ideal for preparing lasagne, potatoes, roasts and different types of soufflé.

### Microwave + circular heating element + fan (combi)



This helps speeding up the preparation process of dishes that are similar to each other and arranged on different shelves, guaranteeing rapid, uniform cooking.

### Microwave + grill + fan (combi)



Ideal for speeding up the cooking process of thicker cuts of meat or particularly large dishes.

### Eco cooking



This allows different types of dishes to be cooked with lower consumption of electricity.

### Slow cooking



Ideal for dishes, especially meat-based ones, that need long cooking at a low temperature.

### Bottom heating element



Suitable for baking biscuits, tarts and pies, or for heating up dishes before serving them.

### Grill + bottom heating element



The simultaneous use of the grill and bottom heating element lets you cook and brown foods at the same time.

### Top and bottom heating element + fan



Ideal for fast, uniform cooking, this is particularly suitable for baking biscuits and cakes.

### Circular and bottom heating element + fan



Ideal for heating up the oven in a few minutes, it's a function for fast cooking, suitable for baking bread and pizzas.

### Defrost (by weight / time)



This lets you defrost dishes gently, without any detrimental effect.

### Microwave



Microwave cooking at adjustable power levels, from 200 to 1000 W, which means cooking and defrosting of food can be significantly speeded up.



## Automatic cooking programs

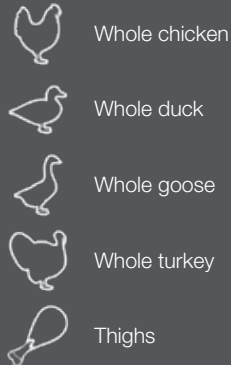
AUTO

Compact combi-microwave ovens offer a set of 25 automatic cooking programs, with the option of setting the weight and an indication of the level at which to place the food.

### Defrost



### Poultry



### Meat



### Pies and cakes



### Bread



### ADVANTAGES AND BENEFITS OF MICROWAVE COOKING

Unlike conventional cooking in which the heat generated by the heating elements acts from the outside inwards in the dish, microwave cooking allows the heat to spread out from the inside towards the outside of the dish, without it being lost into the air, the oven walls or the receptacles. The benefits and advantages offered by this cooking method are significant:

- the rapidity of cooking helps to preserve the taste, appearance and mineral and vitamin content of the food;
- it guarantees shorter defrost times than in a conventional oven, reducing the possibility of bacteria forming;
- it saves energy, thanks to a reduction in cooking times of up to 75% compared to conventional cooking.



### ADVANTAGES OF COMBI-MICROWAVE OVEN

Compact combi-microwave ovens combine the advantages of microwaves with the traditional cooking functions of convection ovens. The combination of these two technologies means that results that have never been experienced before can be achieved in terms of quality and taste of the dish and speed of cooking.

# COMPACT COMBI-STEAM OVEN

## functions legend and general features

### Top + bottom heating element



Suitable for any type of dish, but particularly effective for baking cakes, pizzas and soufflés, and for roasting.

### Grill



This is particularly useful for cooking slim cuts of meat and for making toast and crostini.

### Maxi Grill



Using the top heating element and the grill at the same time allows strong heat to be concentrated on the surface of the food, crisping it up more quickly.

### Grill + fan



Suitable for cooking thicker cuts of meat or particularly large dishes, it is good for quickly reducing the excess humidity in food.

### Circular heating element + fan



It lets you cook similar dishes at the same time, arranged on shelves, up to a maximum of three levels.

### Steam



The steam function, adjustable by degrees, permits healthy cooking of food, preserving their sensory characteristics and nutritional properties.

### Sous vide steam



Ideal for cooking vacuum packed (in the relevant bags) food, especially animal proteins that require a specific temperature.

### Steam + grill (combi)



The combination of grill and steam allows you to have crisp, golden food without running the risk of drying or burning it.

### Steam + circular heating element + fan (combi)



This guarantees rapid, uniform cooking of dishes that are similar to each other and arranged on different shelves, retaining the right level of humidity.

### Eco cooking



This allows different types of dishes to be cooked with lower consumption of electricity.

### Slow cooking



Ideal for dishes, especially meat-based ones, that need long cooking at a low temperature.

### Bottom heating element



Suitable for baking biscuits, tarts and pies, or for heating up dishes before serving them.

### Grill + bottom heating element



The simultaneous use of the grill and bottom heating element lets you cook and brown foods at the same time.

### Top and bottom heating element + fan



Ideal for fast, uniform cooking, this is particularly suitable for baking biscuits and cakes.

### Circular and bottom heating element + fan



Ideal for heating up the oven in a few minutes, it's a function for fast cooking, suitable for baking bread and pizzas.

### Defrost



This lets you defrost dishes gently, without any detrimental effect.

### Steam + hot air



The combined action of steam and hot air is perfect for reheating dishes before serving them.

### Steam + top and bottom heating elements (combi)



The addition of steam to the traditional setting of the conventional oven allows you to achieve more succulent dishes.

### Steam + grill + fan (combi)



Particularly suitable for cooking large dishes, it allows the necessary humidity to be retained throughout the cooking process.



The water tank is located behind the front control panel, and can be accessed even while the oven is on, for quick and easy refilling.

## Automatic cooking programs

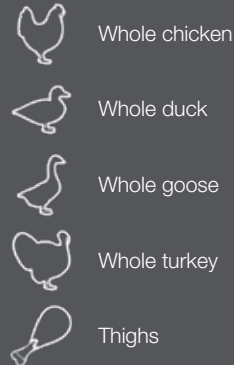
AUTO

Compact combi-steam ovens offer a set of 30 automatic cooking programs, with the option of setting the weight and an indication of the level at which to place the food.

### Steaming



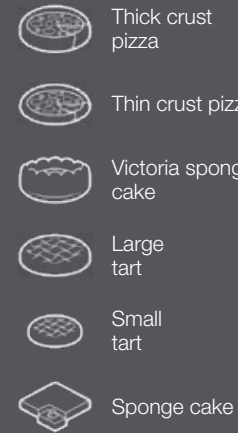
### Poultry



### Meat



### Pies and cakes



### Bread



## ADVANTAGES AND BENEFITS OF STEAMING

Steaming is universally recognised as the healthiest cooking method, which offers significant benefits and advantages:

- it preserves the sensory characteristics of food retaining the taste, look and consistency unaltered, even with particularly delicate food such as salmon or vegetables;
- it prevents the formation, during cooking, of indigestible, toxic or carcinogenic substances;
- it does not require any oils or other condiments to be added and, thanks to the special perforated drip tray provided, prevents any grease that melts in the heat from staying in contact with the food;
- it ensures that most of the thermolabile vitamins present in food, especially vegetables, is preserved;
- it is a very practical, fast method, which is of benefit to the quality of cooking and energy and financial savings.



## ADVANTAGES OF COMBI-STEAM

Compact combi-steam ovens combine the advantages of steam with the traditional cooking functions of convection ovens. The combination of these two technologies means that results that have never been experienced before can be achieved in terms of quality and taste of the dish and retention of the properties of the food.

# COMPACT BLAST CHILLERS

## functions legend and general features

### Blast chill 3 °C



Foodstuffs are quickly chilled to 3 °C, preventing the evaporation of liquids and retaining nutritional properties; this means they can be kept for longer in the fridge.

### Freeze -18 °C



Food, whether cooked or raw, is swiftly chilled to -18 °C, which retains its sensory properties intact and allows for long conservation in the freezer.

### Pre-cool



The blast chiller is pushed to maximum power for 20 minutes, so as to prepare it for the blast chilling and freezing functions.

### Cool down



Putting in some hot food activates a cooling cycle that introduces cold air into the cavity, for a time that varies between 5 and 30 minutes.

### Bottles



This allows the liquids contained in bottles to be cooled swiftly, at a speed of one degree per minute.

### Preserve 3 °C



A constant temperature of 3 °C is maintained. The cycle has a maximum duration of 36 hours during which the appliance carries out periodic defrosting cycles.

### Raw fish



It carries out a chilling cycle at -30 °C lasting for 24 hours, which enables any eventual parasites to be eliminated from the fish, allowing it to be eaten raw.

### Defrost 4 °C



It takes food from freezing temperature to 4 °C, without losing liquids and without starting to cook it, avoiding its becoming degraded.

### Ready for the table



It enables a dish that has been kept in the fridge to be reheated and regenerated, and is carried out in two ways: Immediate - this lets you set a temperature between 25 °C and 50 °C, with a time frame of 15 to 60 minutes. Delayed - the foodstuff is heated up at the end of a delay set by the user, which can vary from 1 to 10 hours, in the course of which it is kept at 4 °C. Once this time has passed, the foodstuff is heated up and kept warm for 30 minutes, after which (if it is not removed) it is once again kept at 4 °C.

### Slow cook



This allows food to be cooked at a low temperature, and is done in two ways: Immediate - this lets you set a temperature between 40 °C and 75 °C, with a time frame of 3 to 11 hours. Delayed - the foodstuff is heated up at the end of a delay set by the user, which can vary from 1 to 10 hours, in the course of which it is kept at 4 °C. Once this time has passed, the foodstuff is cooked and kept warm for 30 minutes, after which (if it is not removed) it is once again kept at 4 °C.

### Leavening



This creates a microclimate at controlled temperature and humidity to promote the activation of yeast. By programming the length of the rising time, the amount of yeast in the recipe can be reduced to obtain a lighter, more digestible product. It is possible to choose from 3 leavening modes: immediate, where the process starts immediately; conserved, where the process is immediate but when it finishes the dough is kept at an ideal temperature for conservation; delayed, in which the leavening process starts after an initial conservation period that can vary from 3 to 24 hours.



## ADVANTAGES AND BENEFITS OF THE BLAST CHILLER

The blast chiller is an incredible tool, that comes from the world of professional sector and enables you to radically improve your own experience in the kitchen.

- The cold functions allow both raw and cooked foods to be cooled very rapidly, "locking in" their goodness in terms of colour, freshness, taste and nutritional properties, and allowing them to be conserved for up to 5 times longer compared to conservation with conventional systems. Furthermore, they provide an indispensable aid in the kitchen, making it possible to consume raw fish completely safely, or quickly bringing bottles up to the correct temperature for service.
- The hot functions transform the blast chiller into the real beating heart of the kitchen; as well as defrosting food in the best way and heating and keeping warm dishes before serving them, they also permit food to be cooked for a long time at a low temperature and leavening processes to be completed in a cavity with controlled temperature and humidity.

The blast chiller works best if it is used with the vacuum sealer drawer and combi-steam oven, as offered by the Feel Good system.

# COMPACT COFFEE MACHINES

## functions legend and general features

### Adjusting coffee strength



You can choose between 4 levels of coffee strength: extra-light, light, strong and extra-strong flavours.

### Select type of cup



It is possible to choose between three different levels of the quantity of coffee: small, medium and large cup.

### Hot water dispensing



The delivery of hot water enables you to make different types of drinks such as herbal teas and infusions.

### Automatic programming



You can set the time to switch on and off the device automatically, so that you can wake up with your coffee ready to be delivered.

### Pre-ground coffee



Instead of beans, you can make use of pre-ground coffee.

### Select double cups



It is possible to choose to make one or two cups of coffee, in the size you want, at the same time.

### Steam dispensing



The delivery of steam enables you to make a cappuccino and to heat up different types of drinks.



## RECIPES




### Italian cappuccino

Pour some cold milk into a tall jug and activate the steam jet, add just the froth to the espresso coffee, holding the jug at an angle and shaking it gently, or helping it with a spoon. Serve in a big cup, dusting the froth with chocolate if you like.




### Viennese cappuccino

Prepare a long espresso (30-35 seconds extraction), add hot milk and whipped cream on the top, and serve it in a medium-sized cup, between an espresso cup and a cappuccino cup. Garnish with chocolate shavings.



### Iced espresso coffee

Frothy and very refreshing, this is a true delight on hot days. Make an espresso, add sugar, pour it straight into a cocktail shaker with some big ice cubes, shake for a few seconds. Serve in a tumbler or a flute.



### Irish coffee

In a warmed tall glass mix eight parts hot coffee, one part whisky and some cane sugar. Pour some lightly whipped cream on top, letting it slide over the back of a spoon; this creates a white layer of fresh cream on top of the hot coffee.



### Mexican coffee

Mix one serving of double cream, half a teaspoon of cinnamon, a pinch of nutmeg, some sugar, and whip. Pour a teaspoon of chocolate syrup into a medium-sized cup, a little more cinnamon and the coffee, then mix well.



### Cappuccino ice cream

Refreshing and refined. In a small saucepan warm up 2 cups of espresso,  $\frac{3}{4}$  of a cup of whipping cream,  $\frac{1}{2}$  cup of sugar; bring to the boil. When the mixture has cooled, put it in the fridge for 4-5 hours. This makes two or three scoops, to be served in bowls.

# VACUUM SEALER DRAWERS

## functions legend and general features

### Vacuum sealed in bag



Vacuum sealing can be adjusted through three levels to suit different consistencies of food, with maximum extraction of more than 99% of air (comparable with professional appliances).

### Vacuum sealed in container



Thanks to the use of suitable rigid containers, available upon request, it is possible to vacuum seal even the most fragile of foods, and avoid their being crushed.

### Chef function



It carries out processes such as massaging the meat, cold infusions, extraction of essential oils and marination of food, taking 8-12 minutes as opposed to the usual 48-72 hours.

### Sealing bags



Three levels of sealing that can be adapted for different types of bag, even not vacuum sealed.



## BENEFITS OF VACUUM SEALING

Vacuum sealing food, which can be done in two different types of bag (the first ensures only conservation of food, the second is also suitable for cooking it), provides a long series of benefits and advantages:

- vacuum sealed products are safe from the action of internal (especially air) and external agents, so they last for significantly longer while retaining their own nutritional and sensory characteristics unaltered;
- it is possible to put both food and condiments into the same bag, which helps flavours to mingle;
- vacuum sealed bags are closed with a watertight seal under heat which prevents liquids from escaping during cooking. This allows different foodstuffs to be cooked at the same time without the tastes mixing and also significantly reduces the time needed for cleaning operations.

## ADVANTAGES OF VACUUM SEALER DRAWER

The Barazza vacuum sealer drawer offers three different levels of vacuum, permitting a choice between conservation in a bag or in a container (available separately):

- minimum: to prepare delicate products that are sensitive to pressure such as strawberries, berries, salads, and sensitive to loss of volume such as mousses, whipped cream and soft cheeses;
- medium: to conserve raw or cooked products that are sensitive to pressure such as fish fillets, whole shellfish, tomatoes, sauces or soups;
- maximum: to conserve raw or cooked products that are not delicate such as potatoes, carrots, meat, mature cheeses or products submerged in liquid such as vegetables in oil. At maximum power the drawer extracts more than 99% of the air, a percentage that's in line with the figure obtained with professional appliances.

It can also be used just to seal plastic bags of delicate products, offering a choice between three sealing levels:

- Level 1: thin bags, even not vacuum sealed;
- Level 2: vacuum sealed bags for conservation;
- Level 3: vacuum sealed bags for cooking and conservation.

## CHEF FUNCTION

The appliance is equipped with the exclusive Chef mode which, using the vacuum created inside the chamber, can carry out a series of functions such as massaging the meat, cold infusions, extraction of essential oils and marination of food. The advantage of vacuum sealing is that, in the absence of air and pressure, these processes are accelerated exponentially; marinating meat in a vacuum, for example, can achieve in tens of minutes the same liquid infiltration results that would be achieved after 48 hours of traditional marinating.

# WARMING DRAWERS

## general features



### ADVANTAGES OF WARMING DRAWER

As it is possible to adjust the internal temperature to a point between 30 and 70 °C, the warming drawer fulfills a series of functions that make it the perfect partner to complete your range of ovens and coordinated products:

- preheating plates, dishes and coffee cups;
- reheating dishes cooked in advance;
- keeping dishes warm, to make sure that they are at the perfect temperature when they are served;
- defrosting food, at a speed that can be adjusted depending on the temperature set;
- leavening dough, creating a safe environment that's at the right temperature for activating the yeast;
- cooking food at a low temperature.

The front of the drawer is designed to keep cool, to prevent users from burning themselves when the product is in operation.

# MICROWAVE OVENS

## Function key

### Quick start



With this function the oven is started up at maximum power for 30 seconds. Each time the relevant button is pressed adds another 30 seconds.

### Grill



This is particularly useful for cooking slim cuts of meat and for making sandwiches and crostini.

### Defrost by time



This lets you defrost dishes gently, without any detrimental effect, using the time as the parameter.

### Microwave



Microwave cooking that adjustable power levels, from 10 to 100 W, which means that cooking and defrosting food can be significantly speeded up.

### Grill + microwave



The addition of the microwave to the traditional grill lets dishes get even crispier. Ideal for preparing lasagne, potatoes, roasts and different types of soufflé.

### Defrost by weight











This lets you defrost dishes gently, without any detrimental effect, using the weight, from 100 g to 2000 g as the parameter.

### Automatic cooking programs




Microwave ovens offer 8 automatic cooking programs, with the option of setting the weight between those shown on the screen.

- |                                                                                                |                                                                                              |                                                                                             |
|------------------------------------------------------------------------------------------------|----------------------------------------------------------------------------------------------|---------------------------------------------------------------------------------------------|
|  Pizza      |  Pasta    |  Drinks  |
|  Meat       |  Potatoes |  Popcorn |
|  Vegetables |  Fish     |                                                                                             |



# ICON COLLECTION


## modes of installation




Compact oven  
60 cm oven



Compact oven  
Drawer  
60 cm oven



Compact oven  
Blast chiller



Compact oven  
Drawer



Compact oven + Blast Chiller + Drawer  
Compact oven + Coffee machine + Drawer



60 cm oven  
Compact oven + Drawer  
Coffee machine + Drawer

# FEEL GOOD SYSTEM

## general features

Feel Good is the innovative healthy system of cooking and conserving foods made up of a vacuum sealer drawer, blast chiller and combi-steam oven from the Icon collection. The blast chiller allows both raw and cooked food to be chilled or frozen without altering their smell and sensory properties, while the vacuum sealer drawer allows you to conserve them for longer in the fridge or freezer, to then cook them or reheat them in the steam oven.



# SISTEMA FEEL Good

### Vacuum sealer drawer



### Blast chiller



### Combi-steam oven



OVENS AND COORDINATED PRODUCTS

### PREPARATION AND CONSERVATION

1. Preparation of food and insertion into bag
2. Placing of bag into the Vacuum Sealer Drawer, extraction of air and watertight sealing
3. Insertion of bag into blast chiller
  - > Blast chilling and conservation in the fridge
  - > Freezing and conservation in the freezer
- 4A. If the foodstuff is blast chilled and kept in the fridge, it can be cooked straightaway in the steam oven or blast chiller later on
- 4B. If the foodstuff is frozen and kept in the freezer, it must be first regenerated in the steam oven or blast chiller and then it can be cooked

### PREPARATION AND CONSUMPTION

1. Preparation of food and insertion into bag
2. Placing of bag into the Vacuum Sealer Drawer, extraction of air and watertight sealing
3. Insertion into the steam oven and cooking of the foodstuff (even if several foods at the same time, as the bags prevent the flavours from mingling)
- 4A. Once cooking is finished, the food is ready to be taken out of the bag and eaten
- 4B. Alternatively, once cooking is finished, the bag can be put back into the blast chiller
  - > Blast chilling and conservation in the fridge
  - > Freezing and conservation in the freezer



## ADVANTAGES OF FEEL GOOD SYSTEM



### FOOD LASTS FOR UP TO 5 TIMES AS LONG

Food, either raw or cooked, that is correctly vacuum sealed, blast chilled or frozen and kept in the fridge or freezer extends its useful life up to 5 times compared to a product conserved using traditional methods.



### FLAVOURS, CONSISTENCIES AND PROPERTIES REMAIN UNALTERED

Cooking previously vacuum sealed food in a steam oven allows its vitamin content and sensory properties to be preserved unaltered. Reheating food using a steam oven or blast chiller ensures that it undergoes no loss of quality during defrosting.



### CUTS TIMES, CUTS COSTS, CUTS WASTE

Different foods conserved in a vacuum sealer can be cooked or reheated in the steam oven at the same time, without running any risk of the flavours mingling; with a single operation of the oven you can cook a full menu from starter to dessert. What's more, any eventual leftovers can be vacuum sealed, blast chilled and conserved again, significantly reducing waste.



### RISK FREE RAW FISH
























Vacuum sealed fish subjected to the sanitisation cycle at -30 °C in the blast chiller is completely safe to be consumed raw, in the same way as it happens in the professional sector.



### BETTER HYGIENE AND EASE OF CLEANING

The watertight closure of the vacuum sealed bags, which prevents liquids from escaping during food preparation, ensures optimum hygiene and a significant reduction in the time devoted to cleaning.

# OVENS AND COORDINATED PRODUCTS built-in

	ICON GLASS	ICON STEEL	ICON EXCLUSIVE	ICON MAT	ICON TRAMA	VELVET ADVANCE GLASS
<b>90 cm OVEN</b> Multiprogram						
<b>60 cm OVEN</b> Multifunction						
<b>60 cm OVEN</b> Multiprogram						
<b>MICROWAVE</b> Digital programmer						
<b>60 cm OVEN</b> Touch Screen						 p.177
<b>60 cm OVEN</b> Touch Control + knobs	 p.155	 p.161	 p.167	 p.173	 p.175	
<b>COMBI-MICROWAVE OVEN</b> Touch Control + knobs	 p.156	 p.162	 p.168	 p.173	 p.175	
<b>COMBI-STEAM OVEN</b> Touch Control + knobs	 p.156	 p.162	 p.168			
<b>BLAST CHILLER</b> Touch Screen	 p.157	 p.163	 p.169			
<b>COFFEE MACHINE</b> Programmer + knobs	 p.157	 p.163	 p.169			
<b>DRAWERS</b> Vacuum sealer Warming	 p.158  p.158	 p.164  p.164	 p.170  p.170			

**VELVET  
ADVANCE  
STEEL**

**CITY  
STEEL**

**CITY  
GLASS**

**UNIQUE  
ADVANCE**

**OFFICINA  
ADVANCE**

**MICROWAVE**



p.182



p.181



p.181



p.183



p.185



p.187



p.187



p.189



p.189



p.179

# ICON GLASS

---

A new icon of style and functionality in the kitchen. The Icon collection, with its multitude of pieces of equipment and wide choice of finishes, encases technology in functionality and beauty, all very visible. The convenient central knobs and the handle on the front, in the distinctive Soft-Touch cladding, are the heart and soul of Icon and the central theme that covers the whole range: from the 60 cm oven to the combi-microwave oven, from the combi-steam oven to the blast chiller, and from the coffee machine to the vacuum sealer and warming drawers. The Soft-Close hinges ensure perfect silent closure of the doors of the ovens and coordinated products, making them even more practical to use. The Icon Glass line stands out for the sophisticated effect of the black glass finish which imbues the elements with a refined, very versatile style.



# ICON GLASS OVEN built-in

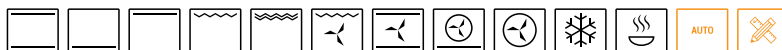
60 cm Icon Glass built-in oven  
Touch Control + knobs



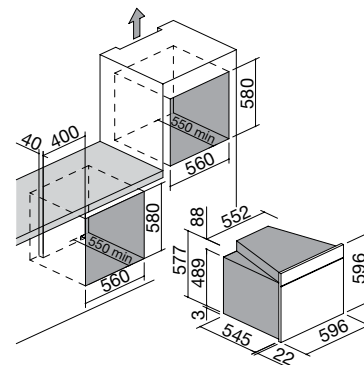
Zefiro

NEW energy rating A

Accessories: 28



- Zefiro sanitification system
- 11 manual functions
- 16 automatic cooking programs
- 30 customisable cooking programs
- Veggy mode
- maximum temperature: 250 °C
- capacity: 65 litres
- multilingual digital Touch Control programmer + knobs
- features: front controls, knobs and handle in Soft-Touch finish, Easy Clean oven interior, extractable and removable door with triple heat-reflecting glass, Soft-Close hinges, tangential cooling fan, drop-down grill, 2 internal lights, side racks
- equipment: 1 deep Easy Clean enamelled steel tray, 1 Easy Clean enamelled steel tray, 1 steel rack, 2 pairs of telescopic oven rails
- safety devices: safety switch-off, child-safety function
- maximum absorbed power: 2.7 kW



BLACK GLASS

code 1FEVGP

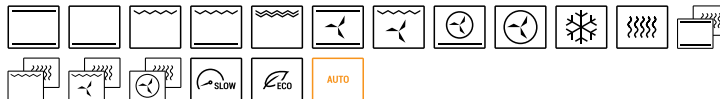


# ICON GLASS COMBI-MICROWAVE OVEN built-in

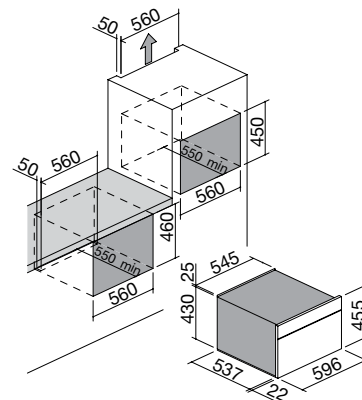
Icon Glass built-in compact combi-microwave oven  
Touch Control + knobs



NEW



- 17 manual functions
- 20 automatic cooking programs
- 5 automatic defrosting programs
- Veggy mode
- microwave functions up to 1000 W
- maximum temperature: 250 °C
- capacity: 40 litres
- multilingual digital Touch Control programmer + knobs
- features: front controls, knobs and handle in Soft-Touch finish, Easy Clean oven interior, extractable and removable door with triple heat-reflecting glass, Soft-Close hinges, tangential cooling fan, internal light, side racks
- equipment: 1 Pyrex baking tray, 1 steel rack
- safety devices: child-safety function
- maximum absorbed power: 3.5 kW



# ICON GLASS COMBI-STEAM OVEN built-in


Icon Glass built-in compact combi-steam oven  
Touch Control + knobs



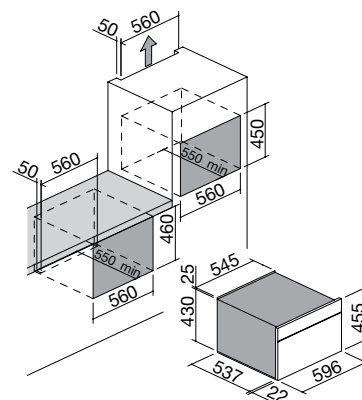
BLACK GLASS

code 1FEVGMG

NEW energy rating A<sup>+</sup>



- 18 manual functions
- 30 automatic cooking programs
- Veggy mode
- maximum temperature: 250 °C
- in steam mode progressive adjustment from 35 to 100 °C
- capacity: 40 litres
- multilingual digital Touch Control programmer + knobs
- features: front controls, knobs and handle in Soft-Touch finish, Easy Clean oven interior, extractable and removable door with quadruple heat-reflecting glass, Soft-Close hinges, tangential cooling fan, internal light, side racks, 0.8 l water tank accessible also during cooking
- equipment: 1 deep Easy Clean enamelled steel tray, 1 deep steel perforated tray, 1 steel rack, temperature probe
- safety devices: child-safety function
- maximum absorbed power: 3 kW



SISTEMA *FEEL Good*

BLACK GLASS

code 1FEVGVG

# ICON GLASS BLAST CHILLER built-in

Icon Glass built-in compact blast chiller  
Touch Screen



SISTEMA **FEEL**  
*Good*

# ICON GLASS COFFEE MACHINE built-in

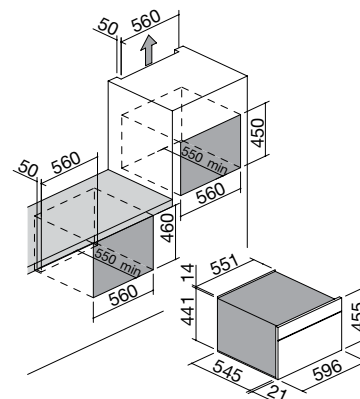
Icon Glass built-in compact coffee machine  
Digital programmer + knobs



NEW



- 7 cold functions
- 4 hot functions
- minimum temperature: -30 °C
- maximum temperature: 75 °C
- capacity: 40 litres
- interactive and multilingual Touch Screen
- features: front controls and handle in Soft-Touch finish, steel interior cavity, LED internal light, side racks
- equipment: 2 steel racks, temperature probe
- maximum absorbed power: 0.3 kW



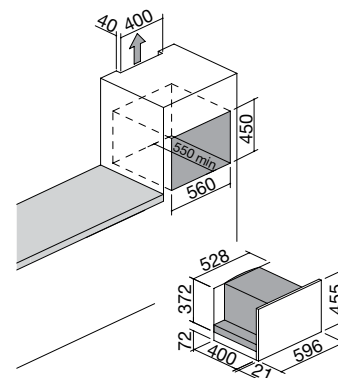
BLACK GLASS

code 1ABEVG

NEW



- 5 levels of coffee strength (extra-light, light, normal, strong, extra-strong)
- 3 coffee levels (small, medium sized cup, large cup)
- functions: single or double cup, steam dispensing unit for cappuccino and hot water, on/off programming, automatic cleaning, possibility of using ground coffee
- display indications: add water, add coffee, remove residue, descaling required, coffee grind size and dose warning
- multilingual digital programmer + knobs
- features: front controls and knobs in Soft-Touch finish, drip tray, LED lighting, telescopic rails, 220 g coffee grain container, 1.8 l removable water tank
- pressure: 15 MPa
- maximum absorbed power: 1.35 kW



BLACK GLASS

code 1CFEVG

# ICON GLASS VACUUM SEALER DRAWER built-in


Icon Glass built-in vacuum sealer drawer  
Touch Control



SISTEMA **FEEL**  
*Good*

# ICON GLASS WARMING DRAWER built-in

Icon Glass built-in warming drawer

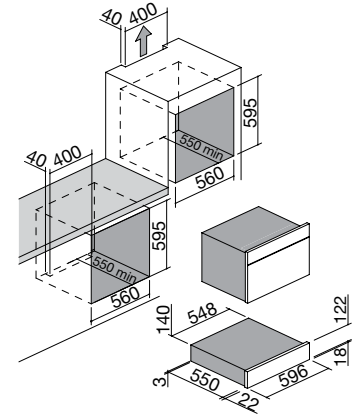


NEW

Accessories: 57



- functions: 3-level vacuum sealing, 3-level sealing, 3-level vacuum sealing in a container, Chef function to perform marinating, maturation, cold infusion and extraction of essential oils
- digital Touch Control programmer
- motor: oil pump
- features: cover in tempered glass, steel bowl interior, push-pull opening
- equipment: adapter for containers, kit of 50 food storage bags and 50 bags for cooking food, telescopic rails
- maximum absorbed power: 0.24 kW

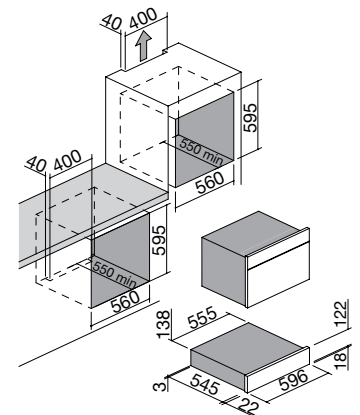


BLACK GLASS

code 1CSEVG

NEW


- preheating of plates, dishes and coffee cups
- keeping food warm
- defrost
- leavening
- adjustable temperature from 30 to 70 °C
- features: smooth internal glass surface with non-slip mat, telescopic rails, push-pull opening, operating light, cool front panel
- maximum absorbed power: 0.4 kW



BLACK GLASS

code 1CEEVG

Accessories:



28

code 1PP60



57

code 1KS3



# ICON STEEL

---

The enduring charm of satin steel combines with the convenient central knobs and the handle on the front, in the distinctive Soft-Touch cladding, to cover Icon Steel's technology in all its versions: from the 60 cm oven to the combi-microwave oven, from the combi-steam oven to the blast chiller and from the coffee machine to the vacuum sealer and warming drawers. The Soft-Close hinges ensure perfect silent closure of the doors of the ovens and coordinated products, making them even more practical to use.



# ICON STEEL OVEN built-in

60 cm Icon Steel built-in oven  
Touch Control + knobs



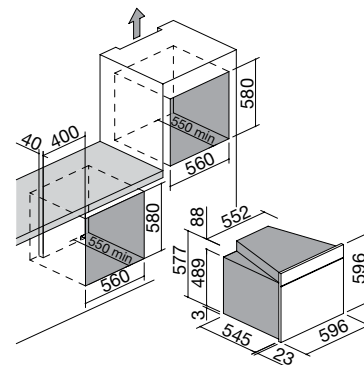
Zefiro

NEW energy rating A

Accessories: 28



- Zefiro sanitification system
- 11 manual functions
- 16 automatic cooking programs
- 30 customisable cooking programs
- Veggy mode
- maximum temperature: 250 °C
- capacity: 65 litres
- multilingual digital Touch Control programmer + knobs
- features: front controls, knobs and handle in Soft-Touch finish, Easy Clean oven interior, extractable and removable door with triple heat-reflecting glass, Soft-Close hinges, tangential cooling fan, drop-down grill, 2 internal lights, side racks
- equipment: 1 deep Easy Clean enamelled steel tray, 1 Easy Clean enamelled steel tray, 1 steel rack, 2 pairs of telescopic oven rails
- safety devices: safety switch-off, child-safety function
- maximum absorbed power: 2.7 kW



SATIN STAINLESS STEEL

code 1FEVSP

OVENS AND  
COORDINATED  
PRODUCTS

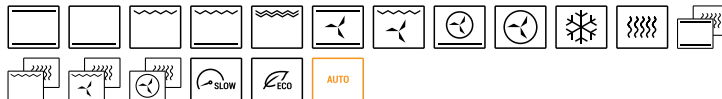


# ICON STEEL COMBI-MICROWAVE OVEN built-in

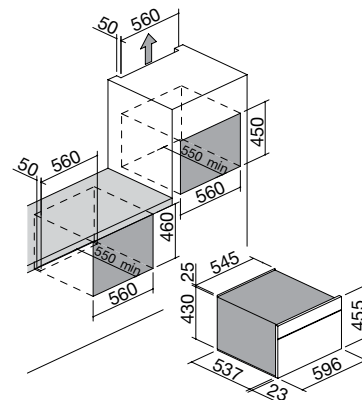
Icon Steel built-in compact combi-microwave oven  
Touch Control + knobs



NEW



- 17 manual functions
- 20 automatic cooking programs
- 5 automatic defrosting programs
- Veggy mode
- microwave functions up to 1000 W
- maximum temperature: 250 °C
- capacity: 40 litres
- multilingual digital Touch Control programmer + knobs
- features: front controls, knobs and handle in Soft-Touch finish, Easy Clean oven interior, extractable and removable door with triple heat-reflecting glass, Soft-Close hinges, tangential cooling fan, internal light, side racks
- equipment: 1 Pyrex baking tray, 1 steel rack
- safety devices: child-safety function
- maximum absorbed power: 3.5 kW



# ICON STEEL COMBI-STEAM OVEN built-in


Icon Steel built-in compact combi-steam oven  
Touch Control + knobs



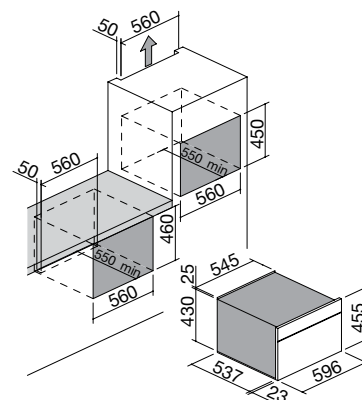
SATIN STAINLESS STEEL

code 1FEVSMC

NEW energy rating A<sup>+</sup>



- 18 manual functions
- 30 automatic cooking programs
- Veggy mode
- maximum temperature: 250 °C
- in steam mode progressive adjustment from 35 to 100 °C
- capacity: 40 litres
- multilingual digital Touch Control programmer + knobs
- features: front controls, knobs and handle in Soft-Touch finish, Easy Clean oven interior, extractable and removable door with quadruple heat-reflecting glass, Soft-Close hinges, tangential cooling fan, internal light, side racks, 0.8 l water tank accessible also during cooking
- equipment: 1 deep Easy Clean enamelled steel tray, 1 deep steel perforated tray, 1 steel rack, temperature probe
- safety devices: child-safety function
- maximum absorbed power: 3 kW



SISTEMA *FEEL Good*

SATIN STAINLESS STEEL

code 1FEV SVC

# ICON STEEL BLAST CHILLER built-in

Icon Steel built-in compact blast chiller  
Touch Screen



SISTEMA **FEEL**  
*Good*

# ICON STEEL COFFEE MACHINE built-in

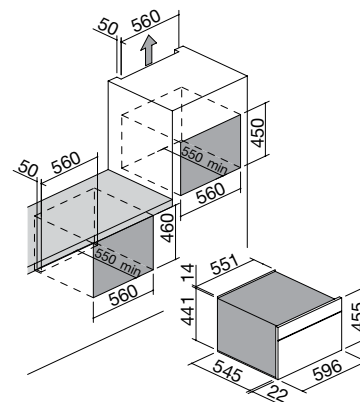
Icon Steel built-in compact coffee machine  
Digital programmer + knobs



NEW



- 7 cold functions
- 4 hot functions
- minimum temperature: -30 °C
- maximum temperature: 75 °C
- capacity: 40 litres
- interactive and multilingual Touch Screen
- features: front controls and handle in Soft-Touch finish, steel interior cavity, LED internal lights, side racks
- equipment: 2 steel racks, temperature probe
- maximum absorbed power: 0.3 kW



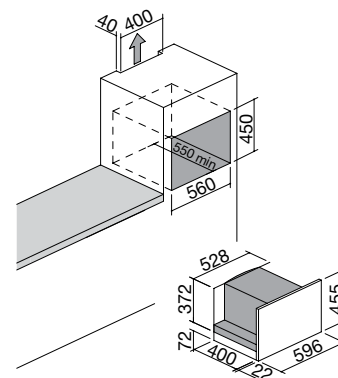
SATIN STAINLESS STEEL

code 1ABEVS

NEW



- 5 levels of coffee strength (extra-light, light, normal, strong, extra-strong)
- 3 coffee levels (small, medium sized cup, large cup)
- functions: single or double cup, steam dispensing unit for cappuccino and hot water, on/off programming, automatic cleaning, possibility of using ground coffee
- display indications: add water, add coffee, remove residue, descaling required, coffee grind size and dose warning
- multilingual digital programmer + knobs
- features: front controls and knobs in Soft-Touch finish, drip tray, LED lighting, telescopic rails, 220 g coffee grain container, 1.8 l removable water tank
- pressure: 15 MPa
- maximum absorbed power: 1.35 kW



SATIN STAINLESS STEEL

code 1CFEVS

# ICON STEEL VACUUM SEALER DRAWER built-in


Icon Steel built-in vacuum sealer drawer  
Touch Control



SISTEMA **FEEL**  
*Good*

# ICON STEEL WARMING DRAWER built-in

Icon Steel built-in warming drawer

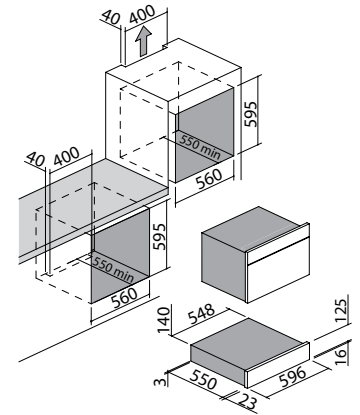


NEW

Accessories: 57



- functions: 3-level vacuum sealing, 3-level sealing, 3-level vacuum sealing in a container, Chef function to perform marinating, maturation, cold infusion and extraction of essential oils
- digital Touch Control programmer
- motor: oil pump
- features: cover in tempered glass, steel bowl interior, push-pull opening
- equipment: adapter for containers, kit of 50 food storage bags and 50 bags for cooking food, telescopic rails
- maximum absorbed power: 0.24 kW

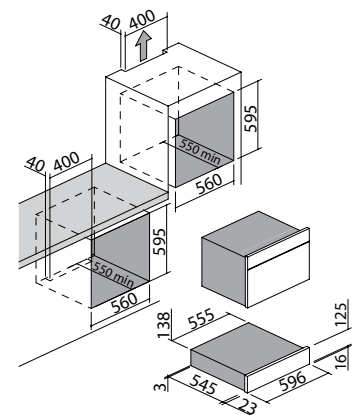


SATIN STAINLESS STEEL

code 1CSEVS

NEW


- preheating of plates, dishes and coffee cups
- keeping food warm
- defrost
- leavening
- adjustable temperature from 30 to 70 °C
- features: flat internal glass surface with non-slip mat, telescopic rails, push-pull opening, operating light, cool front panel
- maximum absorbed power: 0.4 kW



SATIN STAINLESS STEEL

code 1CEEVS

Accessories:





OVENS AND  
COORDINATED  
PRODUCTS

# ICON EXCLUSIVE

---

Stainless steel's most unusual cladding is painted black for an effect that is absolutely Exclusive.

The fully matt surface allows no reflection of the light: the design stands out, displaying the perfection of its lines. A linearity that converges in the central knobs and the handle on the front, with their distinctive Soft-Touch cladding, which accompany the elements of the Icon Exclusive range in all its versions: from the 60 cm oven to the combi-microwave oven, from the combi-steam oven to the blast chiller and from the coffee machine to the vacuum sealer and warming drawers. The Soft-Close hinges ensure perfect silent closure of the doors of the ovens and coordinated products, making them even more practical to use.



# ICON EXCLUSIVE OVEN built-in

60 cm Icon Exclusive built-in oven  
Touch Control + knobs



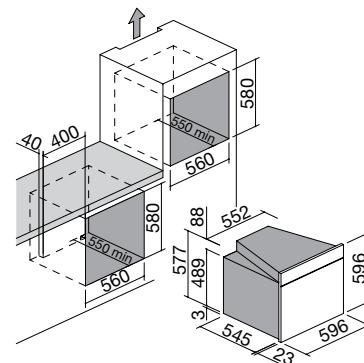
Zefiro

NEW energy rating A

Accessories: 28



- Zefiro sanitification system
- 11 manual functions
- 16 automatic cooking programs
- 30 customisable cooking programs
- Veggy mode
- maximum temperature: 250 °C
- capacity: 65 litres
- multilingual digital Touch Control programmer + knobs
- features: front controls, knobs and handle in Soft-Touch finish, Easy Clean oven interior, extractable and removable door with triple heat-reflecting glass, Soft-Close hinges, tangential cooling fan, drop-down grill, 2 internal lights, side racks
- equipment: 1 deep Easy Clean enamelled steel tray, 1 Easy Clean enamelled steel tray, 1 steel rack, 2 pairs of telescopic oven rails
- safety devices: safety switch-off, child-safety function
- maximum absorbed power: 2.7 kW



MATT BLACK STAINLESS STEEL

code 1FEVEPN

OVENS AND  
COORDINATED  
PRODUCTS

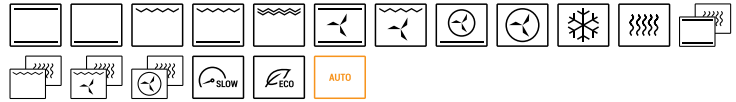


# ICON EXCLUSIVE COMBI-MICROWAVE OVEN built-in

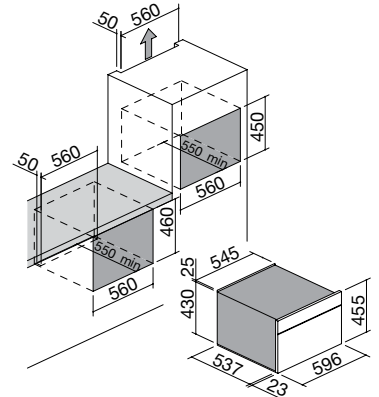
Icon Exclusive built-in compact combi-microwave oven  
Touch Control + knobs



NEW



- 17 manual functions
- 20 automatic cooking programs
- 5 automatic defrosting programs
- Veggy mode
- microwave functions up to 1000 W
- maximum temperature: 250 °C
- capacity: 40 litres
- multilingual digital Touch Control programmer + knobs
- features: front controls, knobs and handle in Soft-Touch finish, Easy Clean oven interior, extractable and removable door with triple heat-reflecting glass, Soft-Close hinges, tangential cooling fan, internal light, side racks
- equipment: 1 Pyrex baking tray, 1 steel rack
- safety devices: child-safety function
- maximum absorbed power: 3.5 kW




# ICON EXCLUSIVE COMBI-STEAM OVEN built-in

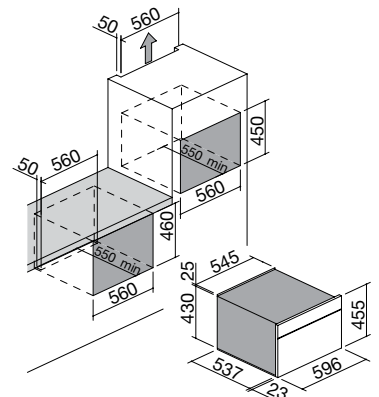
Icon Exclusive built-in compact combi-steam oven  
Touch Control + knobs



NEW energy rating A+



- 18 manual functions
- 30 automatic cooking programs
- Veggy mode
- maximum temperature: 250 °C
- in steam mode progressive adjustment from 35 to 100 °C
- capacity: 40 litres
- multilingual digital Touch Control programmer + knobs
- features: front controls, knobs and handle in Soft-Touch finish, Easy Clean oven interior, extractable and removable door with quadruple heat-reflecting glass, Soft-Close hinges, tangential cooling fan, internal light, side racks, 0.8 l water tank accessible also during cooking
- equipment: 1 deep Easy Clean enamelled steel tray, 1 deep steel perforated tray, 1 steel rack, temperature probe
- safety devices: child-safety function
- maximum absorbed power: 3 kW



SISTEMA *FEEL Good*

MATT BLACK STAINLESS STEEL

code 1FEVEMCN

# ICON EXCLUSIVE BLAST CHILLER built-in

Icon Exclusive built-in compact blast chiller  
Touch Screen



SISTEMA **FEEL**  
*Good*

# ICON EXCLUSIVE COFFEE MACHINE built-in

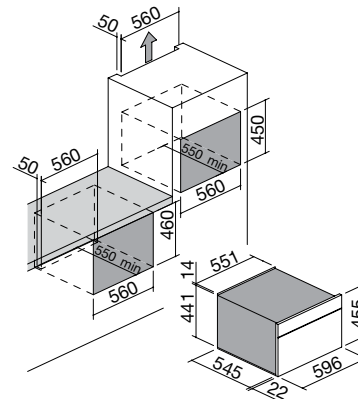
Icon Exclusive built-in compact coffee machine  
Digital programmer + knobs



NEW



- 7 cold functions
- 4 hot functions
- minimum temperature: -30 °C
- maximum temperature: 75 °C
- capacity: 40 litres
- interactive and multilingual Touch Screen
- features: front controls and handle in Soft-Touch finish, steel interior cavity, LED internal lights, side racks
- equipment: 2 steel racks, temperature probe
- maximum absorbed power: 0.3 kW



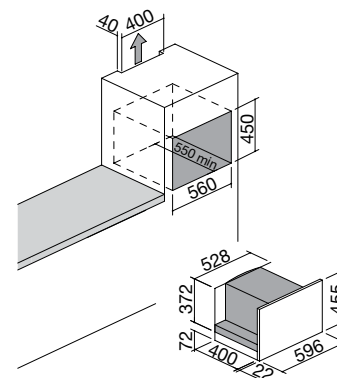
MATT BLACK STAINLESS STEEL

code 1ABEVEN

NEW



- 5 levels of coffee strength (extra-light, light, normal, strong, extra-strong)
- 3 coffee levels (small, medium sized cup, large cup)
- functions: single or double cup, steam dispensing unit for cappuccino and hot water, on/off programming, automatic cleaning, possibility of using ground coffee
- display indications: add water, add coffee, remove residue, descaling required, coffee grind size and dose warning
- multilingual digital programmer + knobs
- features: front controls and knobs in Soft-Touch finish, drip tray, LED lighting, telescopic rails, 220 g coffee grain container, 1.8 l removable water tank
- pressure: 15 MPa
- maximum absorbed power: 1.35 kW

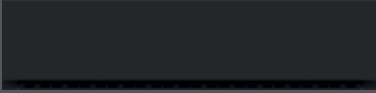


MATT BLACK STAINLESS STEEL

code 1CFEVEN

# ICON EXCLUSIVE VACUUM SEALER DRAWER built-in

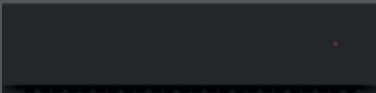
Icon Exclusive built-in vacuum sealer drawer  
Touch Control



SISTEMA **FEEL**  
*Good*

# ICON EXCLUSIVE WARMING DRAWER built-in

Icon Exclusive built-in warming drawer

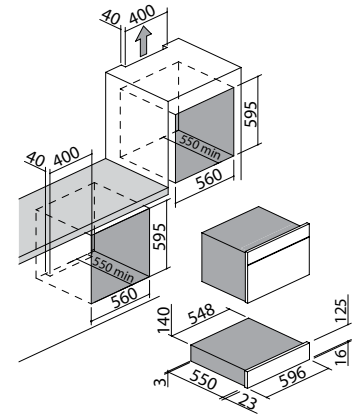


NEW

Accessories: 57



- functions: 3-level vacuum sealing, 3-level sealing, 3-level vacuum sealing in a container, Chef function to perform marinating, maturation, cold infusion and extraction of essential oils
- digital Touch Control programmer
- motor: oil pump
- features: cover in tempered glass, steel bowl interior, push-pull opening
- equipment: adapter for containers, kit of 50 food storage bags and 50 bags for cooking food, telescopic rails
- maximum absorbed power: 0.24 kW

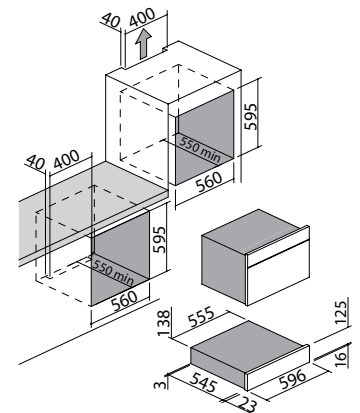


MATT BLACK STAINLESS STEEL

code 1CSEVEN

NEW


- preheating of plates, dishes and coffee cups
- keeping food warm
- defrost
- leavening
- adjustable temperature from 30 to 70 °C
- features: flat internal glass surface with non-slip mat, telescopic rails, push-pull opening, operating light, cool front panel
- maximum absorbed power: 0.4 kW



MATT BLACK STAINLESS STEEL

code 1CEEVEN

Accessories:



28

code 1PP60



57

code 1KS3



## ICON MAT

---

Stainless steel loses itself in the silky softness of the Mat finish to give a new sensation of fluidity to the shapes. The convenient central knobs and the handle on the front, in the distinctive Soft-Touch cladding, are the heart and soul of Icon and the central theme that binds together the 60 cm oven and the combi-microwave oven. The Soft-Close hinges ensure perfect silent closure of the oven doors, making them even more practical to use.



# ICON MAT OVEN built-in

60 cm Icon Mat built-in oven  
Touch Control + knobs



Zefiro

# ICON MAT COMBI-MICROWAVE OVEN built-in

Icon Mat built-in compact combi-microwave oven  
Touch Control + knobs

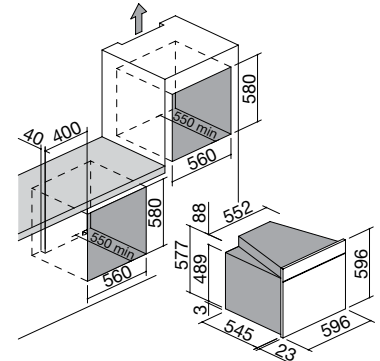


NEW energy rating A

Accessories: 28



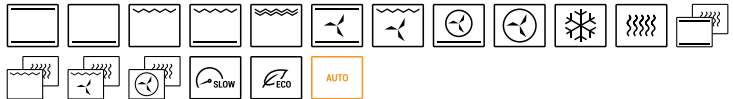
- Zefiro sanitization system
- 11 manual functions
- 16 automatic cooking programs
- 30 customisable cooking programs
- Veggy mode
- maximum temperature: 250 °C
- capacity: 65 litres
- multilingual digital Touch Control programmer + knobs
- features: front controls, knobs and handle in Soft-Touch finish, Easy Clean oven interior, extractable and removable door with triple heat-reflecting glass, Soft-Close hinges, tangential cooling fan, drop-down grill, 2 internal lights, side racks
- equipment: 1 deep Easy Clean enamelled steel tray, 1 Easy Clean enamelled steel tray, 1 steel rack, 2 pairs of telescopic oven rails
- safety devices: safety switch-off, child-safety function
- maximum absorbed power: 2.7 kW



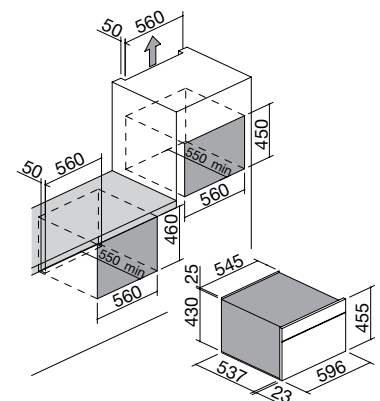
MAT STAINLESS STEEL

code 1FEVMP

NEW




- 17 manual functions
- 20 automatic cooking programs
- 5 automatic defrosting programs
- Veggy mode
- microwave functions up to 1000 W
- maximum temperature: 250 °C
- capacity: 40 litres
- multilingual digital Touch Control programmer + knobs
- features: front controls, knobs and handle in Soft-Touch finish, Easy Clean oven interior, extractable and removable door with triple heat-reflecting glass, Soft-Close hinges, tangential cooling fan, internal light, side racks
- equipment: 1 Pyrex baking tray, 1 steel rack
- safety devices: child-safety function
- maximum absorbed power: 3.5 kW



MAT STAINLESS STEEL

code 1FEVMMC

Accessories:



28

code 1PP60

# ICON TRAMA

---

Icon Trama once again puts stainless steel centre stage, but appearing in a finish with a big personality. A dense texture crosses the surface, instilling dynamism to the lines of the 60 cm built-in oven and the combi-microwave oven, the two models the range is made up of. The constant presence of the central knobs and the handle on the front, in the distinctive Soft-Touch cladding, imbue with functionality and style elements such as the Soft-Close hinges which guarantee perfect, silent closure of the oven doors, making them even more practical to use.



# ICON TRAMA OVEN built-in

60 cm Icon Trama built-in oven  
Touch Control + knobs



Zefiro

# ICON TRAMA COMBI-MICROWAVE OVEN built-in

Icon Trama built-in compact combi-microwave oven  
Touch Control + knobs

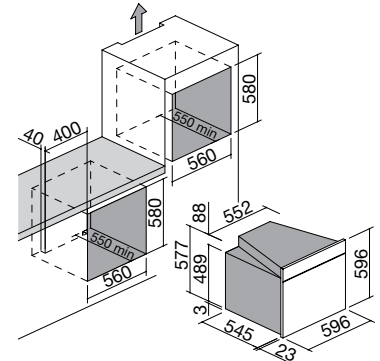


NEW energy rating A

Accessories: 28



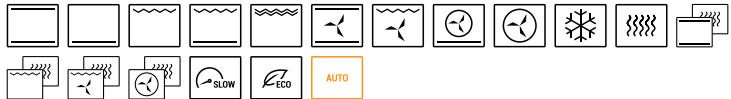
- Zefiro sanitization system
- 11 manual functions
- 16 automatic cooking programs
- 30 customisable cooking programs
- Veggy mode
- maximum temperature: 250 °C
- capacity: 65 litres
- multilingual digital Touch Control programmer + knobs
- features: front controls, knobs and handle in Soft-Touch finish, Easy Clean oven interior, extractable and removable door with triple heat-reflecting glass, Soft-Close hinges, tangential cooling fan, drop-down grill, 2 internal lights, side racks
- equipment: 1 deep Easy Clean enamelled steel tray, 1 Easy Clean enamelled steel tray, 1 steel rack, 2 pairs of telescopic oven rails
- safety devices: safety switch-off, child-safety function
- maximum absorbed power: 2.7 kW



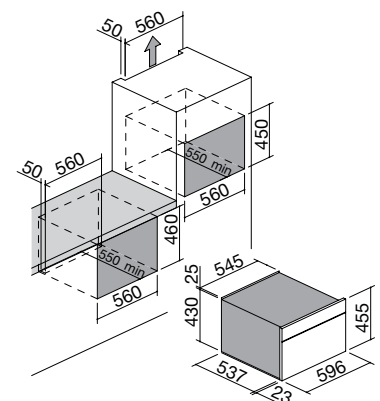
TRAMA STAINLESS STEEL

code 1FEVTP

NEW




- 17 manual functions
- 20 automatic cooking programs
- 5 automatic defrosting programs
- Veggy mode
- microwave functions up to 1000 W
- maximum temperature: 250 °C
- capacity: 40 litres
- multilingual digital Touch Control programmer + knobs
- features: front controls, knobs and handle in Soft-Touch finish, Easy Clean oven interior, extractable and removable door with triple heat-reflecting glass, Soft-Close hinges, tangential cooling fan, internal light, side racks
- equipment: 1 Pyrex baking tray, 1 steel rack
- safety devices: child-safety function
- maximum absorbed power: 3.5 kW



TRAMA STAINLESS STEEL

code 1FEVTC

Accessories:



28

code 1PP60



## VELVET ADVANCE

---

Velvet Advance is an iconic oven, with an intriguing charm resulting from the fact it is completely monochrome. Even the glass that forms its surface is black, and so is the special dark grey glass, with a black-out effect, that the oven window is made of. The cleanness of the lines, which combine to create the mystery and charm of Velvet Advance, is emphasised by its being Full-Touch, without showing any controls or knobs. Even the Soft-Touch handle is aesthetic as well as functional and serves to underline the oven opening, fitted with practical, silent Soft-Close hinges.



# VELVET ADVANCE GLASS OVEN built-in

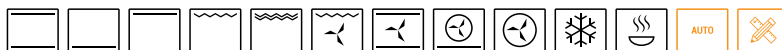
60 cm Velvet Advance Glass built-in oven  
Touch Screen



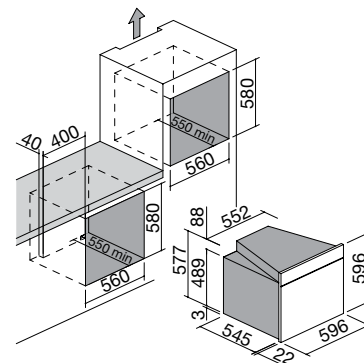
Zefiro

NEW energy rating A

Accessories: 28




- Zefiro sanitization system
- 11 manual functions
- 16 automatic cooking programs
- 30 customisable cooking programs
- Veggy mode
- maximum temperature: 250 °C
- capacity: 65 litres
- interactive and multilingual Touch Screen
- features: handle in Soft-Touch finish, Easy Clean oven interior, extractable and removable door with triple heat-reflecting glass, dark grey glass, Soft-Close hinges, tangential cooling fan, drop-down grill, 2 internal lights, side racks
- equipment: 1 deep Easy Clean enamelled steel tray, 1 Easy Clean enamelled steel tray, 1 steel rack, 2 pairs of telescopic oven rails
- safety devices: safety switch-off, child-safety function
- maximum absorbed power: 2.7 kW



BLACK GLASS

code 1FVAPN

Accessories:



28

code 1PP60

OVENS AND  
COORDINATED  
PRODUCTS



# VELVET ADVANCE STEEL

---

An oven with iconic, essential lines. The stainless steel surface is characterised by the cleanness of the lines and emphasised by its being Full-Touch, without showing any controls or knobs. Even the Soft-Touch handle is aesthetic as well as functional and serves to underline the oven opening, fitted with practical, silent Soft-Close hinges.



# VELVET ADVANCE STEEL OVEN built-in

60 cm Velvet Advance Steel built-in oven  
Touch Screen



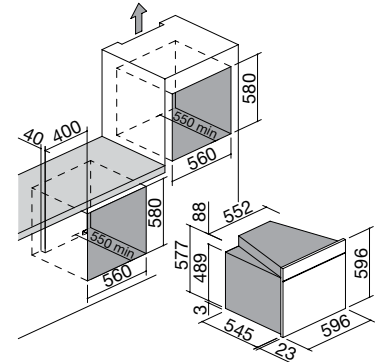
Zefiro

NEW energy rating A

Accessories: 28




- Zefiro sanitification system
- 11 manual functions
- 16 automatic cooking programs
- 30 customisable cooking programs
- Veggy mode
- maximum temperature: 250 °C
- capacity: 65 litres
- interactive and multilingual Touch Screen
- features: handle in Soft-Touch finish, Easy Clean oven interior, extractable and removable door with triple heat-reflecting glass, dark grey glass, Soft-Close hinges, tangential cooling fan, drop-down grill, 2 internal lights, side racks
- equipment: 1 deep Easy Clean enamelled steel tray, 1 Easy Clean enamelled steel tray, 1 steel rack, 2 pairs of telescopic oven rails
- safety devices: safety switch-off, child-safety function
- maximum absorbed power: 2.7 kW



SATIN STAINLESS STEEL

code 1FVAPI

Accessories:



28

code 1PP60

OVENS AND  
COORDINATED  
PRODUCTS



## CITY



A new range of 60 cm Barazza multiprogram ovens, in satin steel or black glass finishes and multifunction in satin steel. The 90 cm multiprogram satin steel oven completes the range. An across-the-board range that adapts to any room, featuring Soft-Touch knobs and handles and Soft-Close hinges which ensure a perfect “soft” closure of the oven doors.



# CITY STEEL OVENS built-in

60 cm City Steel built-in oven  
Multiprogram



Zefiro

60 cm City Steel built-in oven  
Multifunction



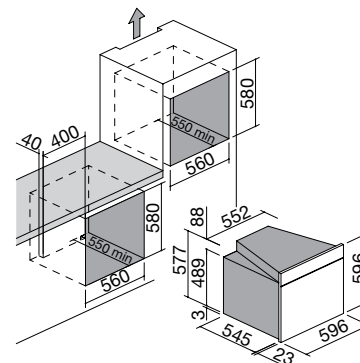
Zefiro

NEW energy rating A

Accessories: 28 29



- Zefiro sanitification system
- 8 manual functions + rapid defrost function
- maximum temperature: 250 °C
- capacity: 65 litres
- electronic digital start/stop cooking programmer and timer
- features: knobs and handle in Soft-Touch finish, Easy Clean oven interior, extractable and removable door with triple heat-reflecting glass, Soft-Close hinges, tangential cooling fan, drop-down grill, 2 internal lights, side racks
- equipment: 1 deep Easy Clean enamelled steel tray, 1 Easy Clean enamelled steel tray, 1 steel rack
- maximum absorbed power: 2.7 kW

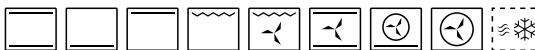


SATIN / BLACK STAINLESS STEEL

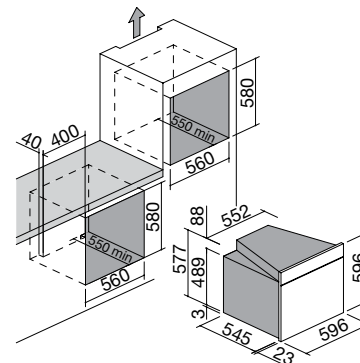
code 1FCYPI

NEW energy rating A

Accessories: 28 29



- Zefiro sanitification system
- 8 manual functions + rapid defrost function
- maximum temperature: 250 °C
- capacity: 65 litres
- mechanical timer up to 90' with ringtones and cooking end timer
- features: knobs and handle in Soft-Touch finish, Easy Clean oven interior, extractable and removable door with triple heat-reflecting glass, Soft-Close hinges, tangential cooling fan, drop-down grill, 2 internal lights, side racks
- equipment: 1 deep Easy Clean enamelled steel tray, 1 Easy Clean enamelled steel tray, 1 steel rack
- maximum absorbed power: 2.7 kW



SATIN / BLACK STAINLESS STEEL

code 1FCYMI

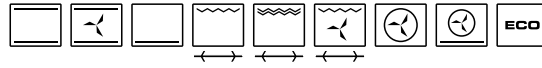
# CITY STEEL OVENS built-in

90 cm City Steel built-in oven  
Multiprogram

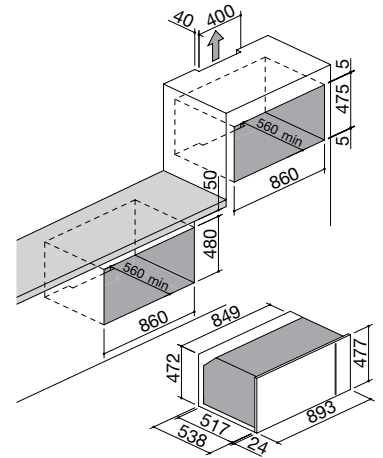


NEW energy rating **A**

Accessories: **33**




- 9 manual functions
- maximum temperature: 250 °C
- capacity: 79 litres
- electronic digital start/stop cooking programmer and timer
- features: knobs and handle in Soft-Touch finish, Easy Clean oven interior, extractable and removable door with triple heat-reflecting glass, tangential cooling fan, drop-down grill, 2 rear lights, side racks
- equipment: rotisserie, 1 deep Easy Clean enamelled steel tray, 2 steel racks
- maximum absorbed power: 3.5 kW



SATIN / BLACK STAINLESS STEEL

code **1FCYP9**

Accessories:



**28**

code **1PP60**



**29**

code **1CG6**



**33**

code **1CG9**



# CITY GLASS OVEN built-in

60 cm City Glass built-in oven  
Multiprogram



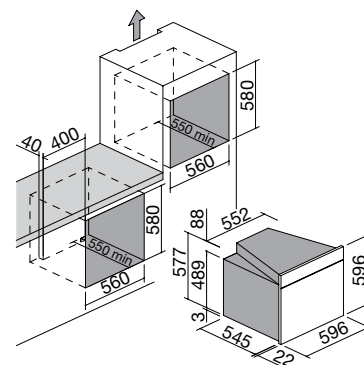
Zefiro

NEW energy rating A

Accessories: 28 29




- Zefiro sanitification system
- 8 manual functions + rapid defrost function
- maximum temperature: 250 °C
- capacity: 65 litres
- electronic digital start/stop cooking programmer and timer
- features: knobs and handle in Soft-Touch finish, Easy Clean oven interior, extractable and removable door with triple heat-reflecting glass, Soft-Close hinges, tangential cooling fan, drop-down grill, 2 internal lights, side racks
- equipment: 1 deep Easy Clean enamelled steel tray, 1 Easy Clean enamelled steel tray, 1 steel rack
- maximum absorbed power: 2.7 kW



BLACK GLASS

code 1FCYPN

Accessories:



28  
code 1PP60



29  
code 1CG6



# UNIQUE ADVANCE

---

Technological excellence combines with the elegant purity of a design with an industrial flavour. The Vintage finish makes Unique Advance ovens, with manual controls, perfectly on point with modern decor choices, ensuring that requirements are fully satisfied: now any fancy can finally be experienced to the right level.



# UNIQUE ADVANCE OVEN built-in

60 cm Unique Advance built-in oven  
Multifunction

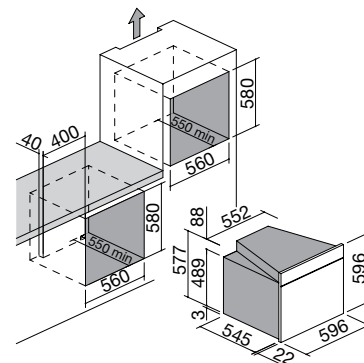


**NEW** energy rating **A**

Accessories: **28** **29**




- 8 manual functions + rapid defrost function
- maximum temperature: 250 °C
- capacity: 65 litres
- mechanical timer up to 90' with ringtones and cooking end timer
- features: Easy Clean oven interior, extractable and removable door with triple heat-reflecting glass, tangential cooling fan, drop-down grill, 2 internal lights, side racks
- equipment: 1 deep Easy Clean enamelled steel tray, 1 Easy Clean enamelled steel tray, 1 steel rack
- maximum absorbed power: 2.7 kW



VINTAGE STAINLESS STEEL

code 1FUAM

Accessories:



**28**

code 1PP60



**29**

code 1CG6



# OFFICINA ADVANCE

---

Officina Advance ovens are inspired by the purity and formal rigour of professional kitchens from which they take the aesthetic essence and the structural robustness. Designed and created for those who really inhabit their kitchen as a special area dedicated to cooking.



# OFFICINA ADVANCE OVENS built-in

## 60 cm Officina Advance built-in oven Multiprogram

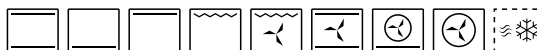


## 60 cm Officina Advance built-in oven Multifunction

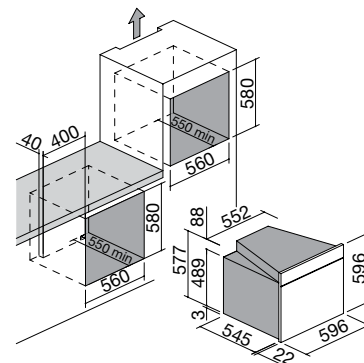


**NEW** energy rating **A**

Accessories: **28**



- 8 manual functions + rapid defrost function
- maximum temperature: 250 °C
- capacity: 65 litres
- electronic digital start/stop cooking programmer and timer
- features: Easy Clean oven interior, extractable and removable door with triple heat-reflecting glass, tangential cooling fan, 1 rear light
- equipment: 1 deep Easy Clean enamelled steel tray, 1 Easy Clean enamelled steel tray, 1 steel rack
- maximum absorbed power: 2.7 kW



**SATIN STAINLESS STEEL**

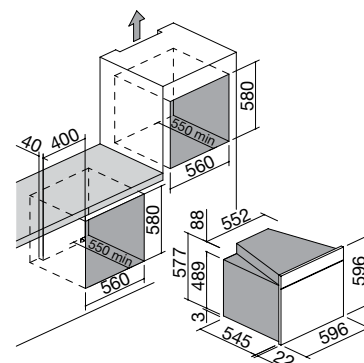
code **1FOAP**

**NEW** energy rating **A**

Accessories: **28**




- 8 manual functions + rapid defrost function
- maximum temperature: 250 °C
- capacity: 65 litres
- mechanical timer up to 90' with ringtone and cooking end timer
- features: Easy Clean oven interior, extractable and removable door with triple heat-reflecting glass, tangential cooling fan, 1 rear light
- equipment: 1 deep Easy Clean enamelled steel tray, 1 Easy Clean enamelled steel tray, 1 steel rack
- maximum absorbed power: 2.7 kW



**SATIN STAINLESS STEEL**

code **1FOAM**

Accessories:



**28**

code **1PP60**

## MICROWAVE

---

Microwaves complete the range of Barazza ovens, bringing together ease of use and instant performance with a design of rigorous aesthetic purity, the result of the sophisticated stainless steel finish. The microwave, extremely functional and versatile, allows food to be prepared and cooked more simply and quickly, and lends itself to different methods of installation.

# MICROWAVE OVEN built-in

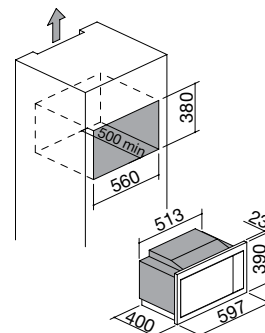
## Built-in microwave



NEW



- 6 cooking functions
- automatic programming for 8 types of food
- capacity: 25 litres
- features: steel oven interior, glass inner door, double-glass side-opening door, internal light
- equipment: extractable turnable plate, raised removable grill rack
- safety devices: child-safety function
- maximum absorbed power: 1.45 kW



OVENS AND  
COORDINATED  
PRODUCTS

## Built-in microwave



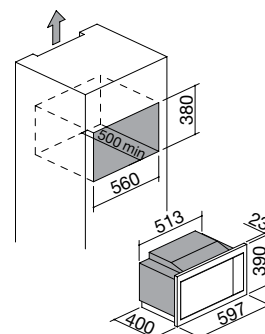
SATIN / BLACK STAINLESS STEEL

code 1MOI

NEW



- 6 cooking functions
- automatic programming for 8 types of food
- capacity: 25 litres
- features: steel oven interior, glass inner door, double-glass side-opening door, internal light
- equipment: extractable turnable plate, raised removable grill rack
- safety devices: child-safety function
- maximum absorbed power: 1.45 kW



VINTAGE STAINLESS STEEL / BLACK

code 1MOIV



# HOBS

---


Barazza manufactures many types of hobs, which differ in both aesthetic and functional qualities. There are gas hobs, barbecues, teppanyaki and induction hobs and they can be coordinated with ovens, cooker hoods, sinks and taps from any collection. Their versatility is also evident in the fact that you can choose from a variety of sizes that can be installed in different ways: Barazza hobs stand out for their way they perfectly integrate with any kitchen environment.

## GAS - TEPPANYAKI - BARBECUE


**KASAI**  
page 125



**B\_FREE**  
page 218




**LAB EVOLUTION**  
page 206



**UNIQUE**  
page 222



**LAB**  
page 208




**SELECT PLUS**  
page 224



**LAB COVER**  
page 210



**OFFICINA**  
page 227



**MOOD**  
page 212



## INDUCTION

**KASAI**  
page 122



**CITY**  
page 236



**LAB EVOLUTION**  
page 230



**GREEN**  
page 240



**ZERO PLUS**  
page 232



**LAB COVER**  
page 242



**SPACE**  
page 234



**B\_FREE**  
page 244



# INSTALLATION features and equipment

## Flush-top (FT)



For Lab Evolution, Lab, Lab Cover, Select Plus Flat and Officina gas hob, and Lab Evolution, Zero Plus, Space, City and Lab Cover induction hobs. This gives perfect alignment with the worktop.



## Lowered edge built-in (LEB)



For Unique and Select Plus hobs. The edge ends in an oblique edge.



## Flat edge built-in (FEB)



For Lab Evolution, Lab, Lab Cover, Select Plus Flat and Officina gas hobs, and Lab Evolution and Lab Cover induction hobs. The edge is distinguished only by touch and makes installation easy.



## Bevelled glass edge built-in (BGB)



The edge of the glass ends at the front with a edge at a 45° angle which enhances the aesthetics of the Green induction hobs.



## Square edge built-in (SQEB)



For B\_Free hobs. The edge, folded over, lays on the worktop.



## Flat glass edge built-in (FGB)




For glass ceramic Mood gas hobs and Zero Plus, Space and City induction hobs.

The linearity of the glass is shown off in the built-in installation in which its thickness is on display.



## Mizu Kasai built-in (MKB)



For Kasai hobs. Stainless steel perimeter frame.



## 4 mm edge built-in (EB4)



Solid stainless steel 4 mm thick makes the Mood hobs perfect examples of design and refinement.



# GAS AND ELECTRIC HOBS

## icons legend

### Unit width



The Barazza hobs come in different widths, designed to adapt to all the most common standard units of kitchen furniture.

### Balanced stainless steel cover



Balanced, removable and made of stainless steel, the cover of the Cover range allows the space to be transformed into a single worktop with a simple gesture.



### Stainless steel knobs



Made of stainless steel, robust and pleasing to the touch, the knobs on Barazza's hobs allow easy, precise regulation of the power of the burners or induction zones.



### AISI 304 stainless steel



AISI 304, used to make Barazza products, is high quality stainless steel that guarantees resistance to stress, durability over time and ease of cleaning.

### 4 mm thick AISI 304 stainless steel



The full thickness of 4 mm is the maximum expression of the qualities of AISI 304 steel, ensuring a product with unparalleled strength and durability.



### Flat knobs



With a minimalist, essential look, they are warm and ergonomic to the touch, allowing precise regulation of the power of the burners or induction zones.



### Extra thick stainless steel



The 10/10 thickness guarantees AISI 304 stainless steel the sort of strength that endows a product with extreme durability, whilst retaining its characteristics unaltered.

### Cast iron wok adapter

Optional accessory for some types of hob.



### Stainless steel grill

Optional accessory for some types of hobs.



# GAS AND ELECTRIC HOBS

## icons legend

### Flat Eco-Design burners



The special design of the Flat Eco-Design burners generates a vertical flame which allows greater efficiency, reduced energy consumption and uniform cooking.



### Eco-Flame

The burners with the flame stabilised by a high efficiency plate optimise energy consumption and reduce the emission of toxic substances by more than 50% compared to the value expected by regulations.



### Double ring burner 3.5 kW



Two rings of flames, efficient and high-performing, that optimise the power of 3.5 kW of the burner to promote fast, even cooking of dishes.



### Triple ring burner 3.8 kW



Three concentric rings of flames that develop a power of 3.8 kW, distributing the heat evenly on the cooking pan to guarantee even faster cooking times.



### Chef double ring burner 3.5 kW



Two rings of flames, with the flames directed towards the centre of the burner, that optimise the power of 3.5 kW to promote fast, even cooking of dishes.



### Double ring burner 4 kW



Two rings of flames, efficient and high-performing, that optimise the increased power of 4 kW of the burner to promote faster and more even cooking of dishes.



### Double ring burner 5 kW



A burner that guarantees high performance thanks to its very high power, regulated by two knobs that activate the 0.8 kW internal flames, the 4.2 kW external flames, or both.



# GAS AND ELECTRIC HOBS

## icons legend

### Cast iron pan supports



In moulded cast iron, similar to those used in professional kitchens, these are particularly robust, heat resistant, durable and can transmit and retain heat better.



### Extractable one-piece burners


The one-piece pull-out burners speed up and significantly simplify hob cleaning; just lift them up to be able to reach the stainless steel hob much more easily.



### Burners in line



The peculiar in-line distribution of the burners allows optimum use of space on the worktop and promotes the sliding of the cooking utensils from one zone to another.



### Integrated burners



The flush pan support with integrated burners is ideal for creating surfaces with no continuity problems, increased functionality and strong aesthetic impact.



### Barbecue



This electric barbecue, made with lava rock that absorbs fat and stops smoke from forming, guarantees the same quality of cooking as with a traditional barbecue.



### Teppanyaki



6 mm stainless steel electric hotplate with two cooking zones that can be used independently or together, ideal for cooking meat, fish and vegetables without adding condiments.



### Automatic ignition and safety valve

With a singular gesture this lets you switch on and regulate the hob using the knob and ensures instant blocking of the gas flow if the flame goes out accidentally.

# INDUCTION HOBS

## icons legend

### Touch controls



The Touch Control controls allow parameters to be adjusted independently, easily and precisely for each specific cooking zone on the hob.



### 3 level automatic cooking programs



The automatic cooking programs allow you to set the temperature of the induction zones above a pre-set value, suitable for specific dishes:

- 1) The "Warming" program sets the power at 45 °C, allowing cooked food to be kept warm.
- 2) The "Melt" program sets the power at 70 °C, the ideal temperature for melting butter and similar foodstuffs.
- 3) The "Simmer" program sets the power at 94 °C, guaranteeing a slow boil, ideal for preparing sauces, stews and soups.

The automatic cooking programs are especially useful if combined with Barazza's blast chiller and vacuum sealer drawer functions.

### Bridge function



This lets you link two adjacent cooking zones on the hob, expanding the surface area. It is particularly useful when using large cooking pans.



### Power management



This function lets you define and set the maximum power that the hob can absorb; by doing this, you can avoid the risk of energy overload.

### Zones in line



The in-line distribution of the zones means that the depth of the hob can be contained, so it can more easily be integrated into steel worktops.



### Chef Cook function



Three zones of the hob are automatically set at power levels 2, 6 and 9. In this way you can move from one level to another simply by moving the pan on the hob.



# INDUCTION HOBS

## icons legend

### Automatic pan detection



The hob can recognize on its own when a pan is placed upon it, starting up the interface and allowing swift adjustment of the cooking parameters.

### Automatic Pre-heating function



This allows you to reach temperature more quickly: after having selected a power level, the zone will heat up to maximum for a period of time and then settle on the level selected.



### Booster function



This reduces the cooking time of a single zone, increasing the power of the hob to maximum. It is especially suitable for heating large amounts of liquids.

### Pause/Reminder function



This lets you pause cooking momentarily in the selected zone. The process can be resumed whenever you want simply by pressing the button again.



### Minute minder



This is a timer in itself, working independently from the individual cooking zone, which allows you to keep track of the time that is passed without intervening on switching off the hob.

### Cooking end timer



This lets you set a precise time (from a minimum of 1 to a maximum of 99-600 minutes depending on the model) for automatic switch-off of the selected cooking zone, ensuring prompt control of cooking and limiting any wasted energy.

### Selective pan detection



The induction plate operates only if the hob detects the presence on it of metal cooking pots of suitable sizes, thus avoiding the situation of other objects triggering ignition.

### Keep warm function



Set the power level at a value between 0 and 1, which lets you keep the dish warm without running the risk of burning it.



### Residual heat indicator



The symbol H on the display shows that residual heat is present on the hob, generated by the heat reflected by the bottom of the cooking pan.

### Overflow alarm



When a liquid is spilled on the surface and ends up on the control zone, the hob beeps and switches off automatically until the liquid is wiped up.

### Automatic safety switch-off



Once the time limit for switch-on at a given power has elapsed, the hob switches off automatically so as to limit the damage from a possible memory lapse on the part of the user.

### Child safety lock



The device to lock the controls prevents hob settings being changed accidentally by children.



# ZERO PLUS INDUCTION HOBS

## features

### Induction hob




Latest-generation electronics for the Zero Plus induction hob with integrated hood. The four cooking zones, each with the Booster function, can be combined to create two large areas when needed thanks to the Bridge function. The possibilities are endless and the power management function makes the top a versatile work surface. The central insert, available in a variety of finishes, coordinates perfectly with the sink elements.

### Integrated cooker hood



The integrated cooker hood, installed flush with the hob, is so effective it rids the air almost completely of odours and water vapour. The filter can be removed and washed in the dishwasher.

### Ceramic and mat filter kit



The Zero Plus hob can be fitted with a ceramic filter kit that achieves a reduction of odours by 80% and can be reinvigorated in the oven every 2-3 months, or a polyurethane foam mat kit, covered in granular activated carbons, that achieves a reduction of odours by 60% and can be reinvigorated every 2-3 months, by washing it in the dishwasher or by hand, and replaced every 2-3 years.

### Extractor grid



The Zero Plus hob is fitted with an extractor grid with a black glass ceramic insert, but it is available as an optional, also in satin or Vintage stainless steel so that it can blend perfectly with the other elements in the kitchen.

# GAS AND ELECTRIC HOBS built-in and flush

Module

36

60/65

70/75

KASAI



LAB  
EVOLUTION

LAB



LAB  
COVER


MOOD

MOOD MAT



B\_FREE

B\_FREE  
VINTAGE



p.219 p.219 p.219 p.219

UNIQUE

SELECT PLUS



SELECT PLUS  
FLAT



OFFICINA



p.208



p.211



p.212



p.212



p.214



p.212



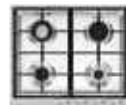
p.216



p.216



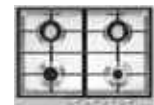
p.215



p.220



p.221



p.220



p.222



p.222



p.225



p.225




p.226



p.125



p.207



p.208



p.208



p.211



p.212



p.214



p.216



p.215



p.220



p.221




p.222




p.225



p.226



p.227



p.227



p.207




p.208



p.213



p.216



p.220



p.222



p.225



p.226


# INDUCTION HOBS built-in and flush

Module

30

60

<p>KASAI</p>	 <p>MKB</p>		
<p>LAB EVOLUTION</p>	 <p>FEB</p>  <p>FT</p>		
<p>ZERO PLUS</p>			
<p>SPACE</p>	 <p>FGB</p>  <p>FT</p>		
<p>CITY</p>		 <p>p.237</p>	 <p>p.237</p>
<p>GREEN</p>	 <p>BGB</p>		 <p>p.240</p>  <p>p.240</p>
<p>LAB COVER</p>	 <p>FEB</p>  <p>FT</p>		
<p>B_FREE</p>	 <p>SQEB</p>	 <p>p.245</p>	



p.124



p.123



p.122



p.231



p.231



p.233



p.234



p.234



p.238



p.238



p.239



p.243




p.245

## GAS - TEPPANYAKI - BARBECUE

---

Barazza manufactures many types of hobs, which differ in both aesthetic and functional qualities. There are gas hobs, barbecues and teppanyaki grid and they can be coordinated with ovens, cooker hoods, sinks and taps from any collection. Their versatility is also evident in the fact that you can choose from a variety of sizes that can be installed in different ways: Barazza hobs stand out for their way they perfectly integrate with any kitchen environment.





# LAB EVOLUTION

---

Modularity and flexibility merge with a pure and essential style that runs the length of the surface, perfectly in line with the worktop.

With Lab Evolution hobs the strong personality of Lab is taken to a new level: increased depth and Flat Eco-Design burners.



# LAB EVOLUTION HOBS

## flat-edge built-in and flush

**90 cm Lab Evolution built-in and flush hob**  
2 gas burners + Flat Eco-Design double ring



**120 cm Lab Evolution built-in and flush hob**  
3 gas burners + 1 Flat Eco-Design double ring



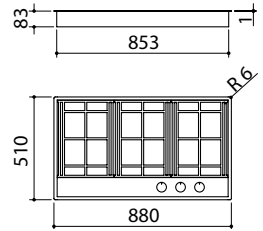
FEB FT

Accessories: 36

- extra thick AISI 304 stainless steel
- controls: Flat knobs
- Flat Eco-Design burners
- cast iron pan supports
- 86x49 cm cut out flush: see website

**Burners power:**

- 1 semi-rapid: 1.75 kW
- 1 rapid: 3 kW
- 1 double ring: 4 kW



SATIN STAINLESS STEEL

code 1PLE2D

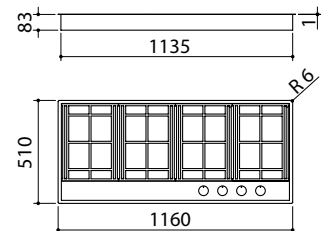
FEB FT

Accessories: 36

- extra thick AISI 304 stainless steel
- controls: Flat knobs
- Flat Eco-Design burners
- cast iron pan supports
- 114x49 cm cut out flush: see website

**Burners power:**

- 1 auxiliary: 1 kW
- 1 semi-rapid: 1.75 kW
- 1 rapid: 3 kW
- 1 double ring: 4 kW



SATIN STAINLESS STEEL

code 1PLE3D

**Accessories:**



36

code 1TFL

**Standard equipment:** automatic ignition, safety valve, fixing clips.




LAB EVOLUTION  
MADE TO MEASURE Ice version

The MADE TO MEASURE versions are born from Barazza's most innovative creations and from being able to develop and modify them in order to fulfill particular requirements of taste, size and style. The result is our "tailor-made" solutions, made to measure to meet the needs and wishes of our clients. To explore all MADE TO MEASURE's infinite possibilities, go to the website [www.barazzasrl.it](http://www.barazzasrl.it)

# LAB HOBS

## flat-edge built-in and flush

**65 cm built-in and flush Lab hob**  
4 gas burners



**90 cm built-in and flush Lab hob**  
4 gas burners + double ring



**90 cm built-in and flush Lab hob**  
2 gas burners + double ring



**120 cm built-in and flush Lab hob**  
3 gas burners + double ring



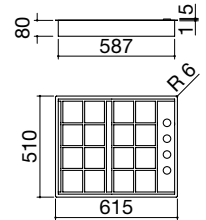
FEB FT

Accessories: 36

- extra thick AISI 304 stainless steel
- cast iron pan supports
- controls: integrated side panel
- 59.5x49 cm cut out flush: see website

**Burners power:**

- 1 auxiliary: 1 kW
- 2 semi-rapid: 1.75 kW
- 1 rapid: 2.5 kW



SATIN STAINLESS STEEL

code 1PLB4

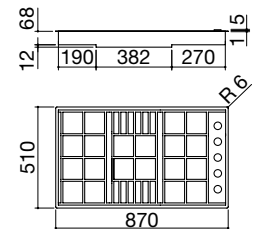
FEB FT

Accessories: 35 36

- extra thick stainless steel AISI 304
- controls: integrated side panel
- 85x49 cm cut out flush: see website

**Burners power:**

- 1 auxiliary: 1 kW
- 2 semi-rapid: 1.75 kW
- 1 rapid: 2.5 kW
- 1 double ring: 3.5 kW



SATIN STAINLESS STEEL  
cast iron pan supports

code 1PLB5

SATIN STAINLESS STEEL  
stainless steel pan supports

code 1PLB5I

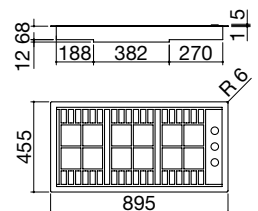
FEB FT

Accessories: 35 36

- extra thick stainless steel AISI 304
- controls: integrated side panel
- 87.5x43.5 cm cut out flush: see website

**Burners power:**

- 1 auxiliary: 1 kW
- 1 semi-rapid: 1.75 kW
- 1 double ring: 3.5 kW



SATIN STAINLESS STEEL  
cast iron pan supports

code 1PLB2T

SATIN STAINLESS STEEL  
stainless steel pan supports

code 1PLB2TI

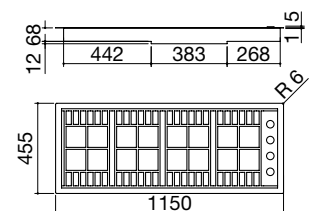
FEB FT

Accessories: 35 36

- extra thick stainless steel AISI 304
- controls: integrated side panel
- 113x43.5 cm cut out flush: see website

**Burners power:**

- 1 auxiliary: 1 kW
- 1 semi-rapid: 1.75 kW
- 1 rapid: 3 kW
- 1 double ring: 3.5 kW



SATIN STAINLESS STEEL  
cast iron pan supports

code 1PLB3T

SATIN STAINLESS STEEL  
stainless steel pan supports

code 1PLB3TI

Accessories:



35  
code 1RWJ



36  
code 1TFL

**Standard equipment:**  
automatic ignition, safety valve, eco-flame, fixing clips.

# LAB

Modularity and flexibility are applied to a pure, simple style that features surfaces flush with the worktop and the silky smoothness of the satin surface. Lab confirms its place as the benchmark for lovers of minimalist design.



## LAB COVER

---

The innovative Lab Cover hobs let you cover the entire work zone, transforming it into a single clean, linear whole. Barazza also offers a teppanyaki plate, typical of Japanese cuisine. Culinary art, innovation and a theatrical appearance for a hob that promises to become the centre of attraction of your kitchen.



# LAB COVER HOBS

## flat-edge built-in and flush

### 90 cm built-in and flush Lab Cover hob

2 gas burners + double ring



### 60 cm built-in and flush Lab Cover hob

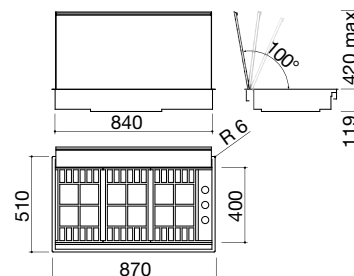
teppanyaki



FEB FT

Accessories: 35 36

- balanced, removable, stainless steel cover with manual opening
- extra thick AISI 304 stainless steel
- controls: integrated side panel
- cast iron pan supports
- equipment: automatic ignition, safety valve, eco-flame, fixing clips
- 86x49 cm cut out flush: see website



#### Burners power:

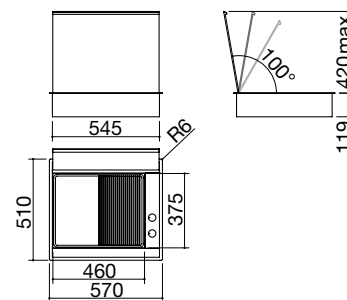
- 1 auxiliary: 1 kW
- 1 semi-rapid: 1.75 kW
- 1 double ring: 3.5 kW

SATIN STAINLESS STEEL

code 1PLBC2T

FEB FT

- balanced, removable, stainless steel cover with manual opening
- extra thick AISI 304 stainless steel
- hot plate, 6 mm thick
- thermostat
- 2 cooking zones: half ridged zone, half smooth zone
- electronic temperature control from 0 °C to 230 °C
- hotplate activation indicator and thermostat
- equipment: fixing clips
- maximum absorbed power: 3.6 kW
- 56x49 cm cut out flush: see website



SATIN STAINLESS STEEL

code 1PLBCTK

#### Accessories:



35

code 1RWJ



36

code 1TFL

LAB COVER  
MADE TO MEASURE version



# MOOD HOBS

## 4 mm stainless steel built-in edge

### 65 cm built-in Mood hob

3 gas burners + 1 Flat Eco-Design double ring



### 75 cm built-in Mood hob for 60 cm base

4 gas burners + 1 Flat Eco-Design double ring



### 75 cm built-in Mood hob

4 gas burners + 1 Flat Eco-Design double ring



### 90 cm built-in Mood hob

4 gas burners + 1 Flat Eco-Design double ring



### EB4

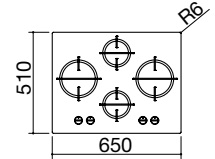
Accessories: 36

- 4 mm solid AISI 304 stainless steel
- Flat Eco-Design burners
- cast iron pan supports
- 56x48 cm cut out



#### Burners power:

- 1 auxiliary: 1 kW
- 1 semi-rapid: 1.75 kW
- 1 rapid: 3 kW
- 1 double ring: 4 kW



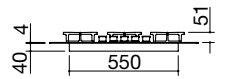
### 4 mm SATIN STAINLESS STEEL

code 1PMD64

### EB4

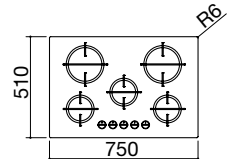
Accessories: 36

- 4 mm solid AISI 304 stainless steel
- Flat Eco-Design burners
- cast iron pan supports
- built-in: 56x48 cm for 60 cm base



#### Burners power:

- 1 auxiliary: 1 kW
- 2 semi-rapid: 1.75 kW
- 1 rapid: 3 kW
- 1 double ring: 4 kW



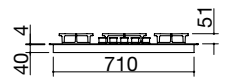
### 4 mm SATIN STAINLESS STEEL

code 1PMD70

### EB4

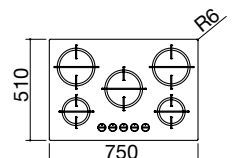
Accessories: 36

- 4 mm solid AISI 304 stainless steel
- Flat Eco-Design burners
- cast iron pan supports
- 72x48 cm cut out



#### Burners power:

- 1 auxiliary: 1 kW
- 2 semi-rapid: 1.75 kW
- 1 rapid: 3 kW
- 1 double ring: 4 kW



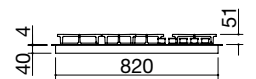
### 4 mm SATIN STAINLESS STEEL

code 1PMD75

### EB4

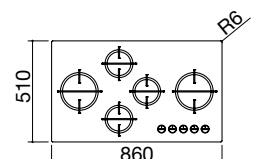
Accessories: 36

- 4 mm solid AISI 304 stainless steel
- Flat Eco-Design burners
- cast iron pan supports
- 83x48 cm cut out



#### Burners power:

- 1 auxiliary: 1 kW
- 2 semi-rapid: 1.75 kW
- 1 rapid: 3 kW
- 1 double ring: 4 kW



### 4 mm SATIN STAINLESS STEEL

code 1PMD95

# MOOD HOBS

## 4 mm stainless steel built-in edge

### 110 cm built-in Mood hob

3 gas burners + 1 Flat Eco-Design double ring



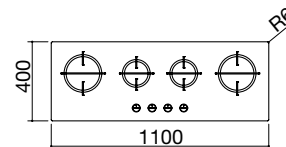
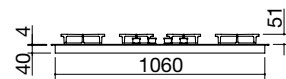
EB4

Accessories: 36

- 4 mm solid AISI 304 stainless steel
- Flat Eco-Design burners
- cast iron pan supports
- 107x37 cm cut out

#### Burners power:

- 1 auxiliary: 1 kW
- 1 semi-rapid: 1.75 kW
- 1 rapid: 3 kW
- 1 double ring: 4 kW



4 mm SATIN STAINLESS STEEL

code 1PMD104

**Standard equipment:** automatic ignition, safety valve, fixing clips, seal.

## MOOD

Italian know-how, sensibility to beauty, love for functionality: a design that goes beyond passion and the remarkable 4 mm thickness of stainless steel. Because, of the many ways of doing things, few really allow you to shine.



# MOOD MAT HOBS

## 4 mm Mat stainless steel built-in edge

**75 cm built-in Mood Mat hob for 60 cm base**  
4 gas burners + 1 Flat Eco-Design double ring



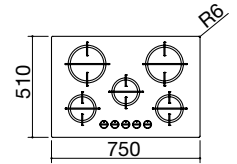
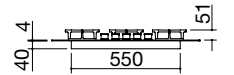
**90 cm built-in Mood Mat hob**  
4 gas burners + 1 Flat Eco-Design double ring



EB4 NEW

Accessories: 36

- 4 mm solid AISI 304 stainless steel
- Flat Eco-Design burners
- cast iron pan supports
- built-in: 56x48 cm for 60 cm base



**Burners power:**

- 1 auxiliary: 1 kW
- 2 semi-rapid: 1.75 kW
- 1 rapid: 3 kW
- 1 double ring: 4 kW

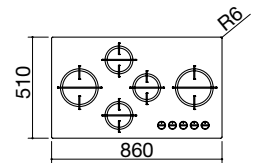
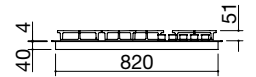
4 mm MAT STAINLESS STEEL

code 1PMDM70

EB4 NEW

Accessories: 36

- 4 mm solid AISI 304 stainless steel
- Flat Eco-Design burners
- cast iron pan supports
- 83x48 cm cut out



**Burners power:**

- 1 auxiliary: 1 kW
- 2 semi-rapid: 1.75 kW
- 1 rapid: 3 kW
- 1 double ring: 4 kW

4 mm MAT STAINLESS STEEL

code 1PMDM95

**Standard equipment:** automatic ignition, safety valve, fixing clips, seal.



A design that knows no excesses, as suggested by the choice of the MAT finish: elegant, refined, practical and yet always playing a leading role, also in the sinks available on page 293 of this catalogue.

# MOOD HOBS

## 4 mm built-in white glass ceramic edge

**75 cm built-in Mood hob for 60 cm base**  
4 gas burners + 1 Flat Eco-Design double ring



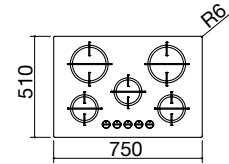
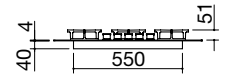
**90 cm built-in Mood hob**  
4 gas burners + 1 Flat Eco-Design double ring



**FGB**

**Accessories: 36**

- 4 mm solid glass ceramic
- Flat Eco-Design burners
- cast iron pan supports
- 56x48 cm cut out for 60 cm base



**Burners power:**

- 1 auxiliary: 1 kW
- 2 semi-rapid: 1.75 kW
- 1 rapid: 3 kW
- 1 double ring: 4 kW

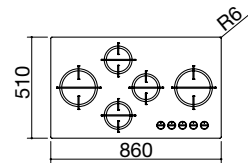
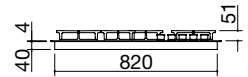
**4 mm WHITE GLASS CERAMIC**

code **1PMD70B**

**FGB**

**Accessories: 36**

- 4 mm solid glass ceramic
- Flat Eco-Design burners
- cast iron pan supports
- 83x48 cm cut out



**Burners power:**

- 1 auxiliary: 1 kW
- 2 semi-rapid: 1.75 kW
- 1 rapid: 3 kW
- 1 double ring: 4 kW

**4 mm WHITE GLASS CERAMIC**

code **1PMD95B**

**Standard equipment:** automatic ignition, safety valve, fixing clips, seal.



HOBS

# MOOD HOBS

## 4 mm built-in black glass ceramic edge

### 65 cm built-in Mood hob

3 gas burners + 1 Flat Eco-Design double ring



### 75 cm built-in Mood hob for 60 cm base

4 gas burners + 1 Flat Eco-Design double ring



### 90 cm built-in Mood hob

4 gas burners + 1 Flat Eco-Design double ring



### 110 cm built-in Mood hob

3 gas burners + 1 Flat Eco-Design double ring



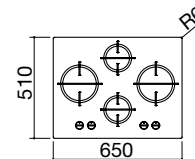
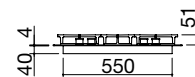
**FGB**

Accessories: **36**

- 4 mm solid glass ceramic
- Flat Eco-Design burners
- cast iron pan supports
- 56x48 cm cut out

#### Burners power:

- 1 auxiliary: 1 kW
- 1 semi-rapid: 1.75 kW
- 1 rapid: 3 kW
- 1 double ring: 4 kW



**4 mm BLACK GLASS CERAMIC**

code **1PMD64N**

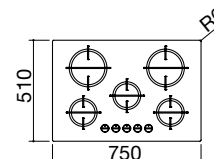
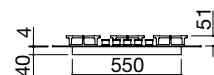
**FGB**

Accessories: **36**

- 4 mm solid glass ceramic
- Flat Eco-Design burners
- cast iron pan supports
- 56x48 cm cut out for 60 cm base

#### Burners power:

- 1 auxiliary: 1 kW
- 2 semi-rapid: 1.75 kW
- 1 rapid: 3 kW
- 1 double ring: 4 kW



**4 mm BLACK GLASS CERAMIC**

code **1PMD70N**

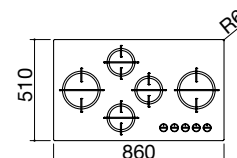
**FGB**

Accessories: **36**

- 4 mm solid glass ceramic
- Flat Eco-Design burners
- cast iron pan supports
- 83x48 cm cut out

#### Burners power:

- 1 auxiliary: 1 kW
- 2 semi-rapid: 1.75 kW
- 1 rapid: 3 kW
- 1 double ring: 4 kW



**4 mm BLACK GLASS CERAMIC**

code **1PMD95N**

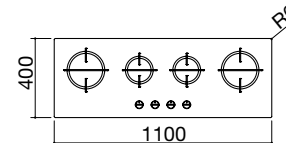
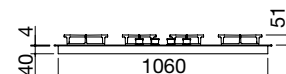
**FGB**

Accessories: **36**

- 4 mm solid glass ceramic
- Flat Eco-Design burners
- cast iron pan supports
- 107x37 cm cut out

#### Burners power:

- 1 auxiliary: 1 kW
- 1 semi-rapid: 1.75 kW
- 1 rapid: 3 kW
- 1 double ring: 4 kW



**4 mm BLACK GLASS CERAMIC**

code **1PMD104N**

Accessories:



**36**  
code **1TFL**

**Standard equipment:** automatic ignition, safety valve, fixing clips, seal.



## B\_FREE

---

B\_Free hobs let you combine very different cooking methods by putting technology, design and versatility at the same level. B\_Free hobs, extremely functional in their modularity, are available in 5 kW, Chef, induction, barbecue, and Teppanyaki cooking hobs in various sizes.



**The B\_Free range is completed by two induction hobs, 36 and 70 cm, available on page 244 of this catalogue.**

# B\_FREE HOBS

## square edge built-in

### 36 cm built-in B\_Free hob

double ring 5 kW



### 36 cm built-in B\_Free hob

1 gas burner + 1 Chef double ring



### 36 cm built-in B\_Free hob

teppanyaki



### 36 cm built-in B\_Free hob

barbecue



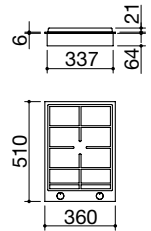
SQEB

Accessories: 34 35 36

- extra thick stainless steel AISI 304
- cast iron pan supports
- burner with dual control
- 34x49 cm cut out

#### Burners power:

- 1 Chef double ring: 5 kW (central 0.8 kW and ring 4.2 kW)



SATIN STAINLESS STEEL

code 1PBF1

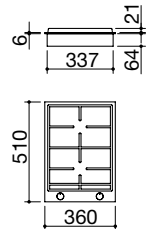
SQEB

Accessories: 36

- extra thick stainless steel AISI 304
- cast iron pan supports
- 34x49 cm cut out

#### Burners power:

- 1 semi-rapid: 1.75 kW
- 1 Chef double ring: 3.5 kW

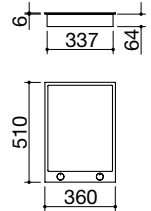


SATIN STAINLESS STEEL

code 1PBF2

SQEB

- extra thick stainless steel AISI 304
- 6 mm thick hotplate
- thermostat
- 2 cooking zones
- electronic temperature control from 0 °C to 250 °C
- hotplate activation indicator and thermostat
- maximum absorbed power: 3 kW
- 34x49 cm cut out

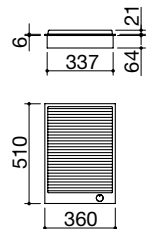


SATIN STAINLESS STEEL

code 1PBF TK

SQEB

- extra thick stainless steel AISI 304
- barbecue with electric heating element
- cast iron grid
- lava stone to absorb cooking liquids
- removable tray
- settings 0 to 9
- heating element activation indicator
- maximum absorbed power: 2.4 kW
- 34x49 cm cut out



SATIN STAINLESS STEEL

code 1PBF BQ

## B\_FREE HOBS square edge built-in

### 60 cm built-in B\_Free hob

3 gas burners + 1 Chef double ring



### 70 cm built-in B\_Free hob

2 gas burners + 2 Chef double ring



### 90 cm built-in B\_Free hob

3 gas burners + Chef double ring + double ring 4 kW



### 100 cm built-in B\_Free hob

2 gas burners + 2 Chef double ring



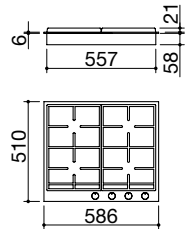
**SQEB**

Accessories: **36**

- extra thick stainless steel AISI 304
- cast iron pan supports
- 56x49 cm cut out

#### Burners power:

- 1 auxiliary: 1 kW
- 1 semi-rapid: 1.75 kW
- 1 rapid: 3 kW
- 1 Chef double ring: 3.5 kW



SATIN STAINLESS STEEL

code 1PBF64

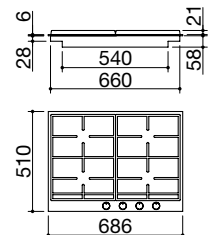
**SQEB**

Accessories: **36**

- extra thick stainless steel AISI 304
- cast iron pan supports
- 66.5x49 cm cut out

#### Burners power:

- 1 auxiliary: 1 kW
- 1 semi-rapid: 1.75 kW
- 2 Chef double ring: 3.5 kW



SATIN STAINLESS STEEL

code 1PBF74

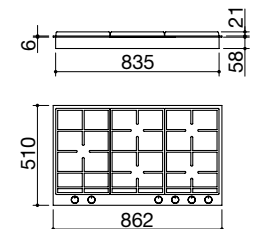
**SQEB**

Accessories: **34 35 36**

- extra thick stainless steel AISI 304
- cast iron pan supports
- burner with dual control
- 84x49 cm cut out

#### Burners power:

- 1 auxiliary: 1 kW
- 1 semi-rapid: 1.75 kW
- 1 rapid: 3 kW
- 1 Chef double ring: 3.5 kW
- 1 double ring: 4 kW



SATIN STAINLESS STEEL

code 1PBF95

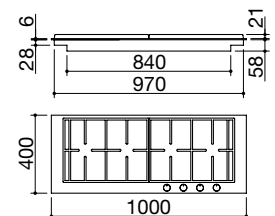
**SQEB**

Accessories: **36**

- extra thick stainless steel AISI 304
- cast iron pan supports
- 98x38 cm cut out

#### Burners power:

- 1 auxiliary: 1 kW
- 1 semi-rapid: 1.75 kW
- 2 Chef double ring: 3.5 kW



SATIN STAINLESS STEEL

code 1PBF104

**Gas hobs standard equipment:** automatic ignition, safety valve, eco-flame, fixing clips, seal.

**Electric hobs standard equipment:** fixing clips, seal.

## B\_FREE VINTAGE HOBS square edge built-in

**60 cm built-in B\_Free Vintage hob**  
3 gas burners + 1 Chef double ring



**90 cm built-in B\_Free Vintage hob**  
3 gas burners + Chef double ring+ double ring 4 kW



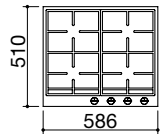
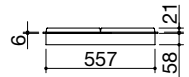
**SQEB**

**Accessories: 36**

- extra thick stainless steel AISI 304
- cast iron pan supports
- 56x49 cm cut out

**Burners power:**

- 1 auxiliary: 1 kW
- 1 semi-rapid: 1.75 kW
- 1 rapid: 3 kW
- 1 Chef double ring: 3.5 kW



**VINTAGE STAINLESS STEEL**

code **1PBFV64**

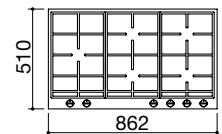
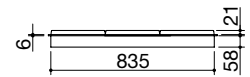
**SQEB**

**Accessories: 34 35 36**

- extra thick stainless steel AISI 304
- cast iron pan supports
- burner with dual control
- 84x49 cm cut out

**Burners power:**


- 1 auxiliary: 1 kW
- 1 semi-rapid: 1.75 kW
- 1 rapid: 3 kW
- 1 Chef double ring: 3.5 kW
- 1 double ring: 4 kW



**VINTAGE STAINLESS STEEL**

code **1PBFV95**

**Accessories:**



**34**  
code **1BSIJ**



**35**  
code **1RWJ**



**36**  
code **1TFL**

**Standard equipment:** automatic ignition, safety valve, eco-flame, fixing clips, seal.

The Vintage finish gives the hob an aura of having lived a life, imbuing the whole thing with a look that is a perfect balance between innovation and the reclaiming of tradition.

# UNIQUE HOBS

## lowered cut out edge

### 60 cm built-in Unique hob

3 gas burners + triple ring



### 70 cm built-in Unique hob

4 gas burners + triple ring



### 90 cm built-in Unique hob

4 gas burners + triple ring



### 100 cm built-in Unique hob

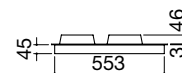
2 gas burners + 2 gas fish burners + triple ring



### LEB

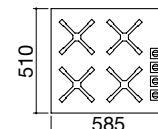
Accessories: 35 36

- extra thick AISI 304 stainless steel
- cast iron pan supports
- 56x48 cm cut out



#### Burners power:

- 1 auxiliary: 1 kW
- 2 semi-rapid: 1.75 kW
- 1 triple ring: 3.8 kW



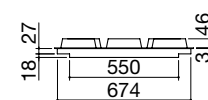
### VINTAGE STAINLESS STEEL

code 1PUN64

### LEB

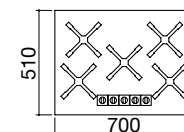
Accessories: 35 36

- extra thick stainless steel AISI 304
- cast iron pan supports
- 68x48 cm cut out



#### Burners power:

- 1 auxiliary: 1 kW
- 2 semi-rapid: 1.75 kW
- 1 rapid: 3 kW
- 1 triple ring: 3.8 kW



### VINTAGE STAINLESS STEEL

code 1PUN75

### LEB

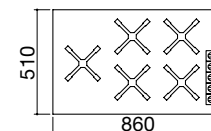
Accessories: 35 36

- extra thick AISI 304 stainless steel
- cast iron pan supports
- 84x48 cm cut out



#### Burners power:

- 1 auxiliary: 1 kW
- 2 semi-rapid: 1.75 kW
- 1 rapid: 3 kW
- 1 triple ring: 3.8 kW



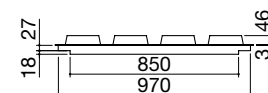
### VINTAGE STAINLESS STEEL

code 1PUN95

### LEB

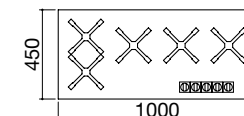
Accessories: 35 36

- extra thick AISI 304 stainless steel
- cast iron pan supports
- 98x43 cm cut out



#### Burners power:

- 2 auxiliary: 1 kW
- 1 semi-rapid: 1.75 kW
- 1 rapid: 3 kW
- 1 triple ring: 3.8 kW



### VINTAGE STAINLESS STEEL

code 1PUN105

Accessories:



35  
code 1RWJ



36  
code 1TFL

**Standard equipment:**  
automatic ignition, safety valve, eco-flame, fixing clips, seal.

# UNIQUE

---

Decisive, simple, concrete:  
Unique hobs perfectly interpret  
the industrial style of the range.  
The knobs, a stylistic  
reinterpretation of models  
drawn from Barazza's historical  
archive, amplify the sensation  
of having lived a full life given  
to them by the tactile texture  
of the Vintage finish. For an  
absolutely Unique effect.



## SELECT PLUS

---

The sophisticated, hi-tech elegance of Select Plus hobs is the result of the cleanness of the shapes and functional sequence of burners that optimise its operating efficiency. Select Plus hobs can be coordinated with sinks from the same collection.



# SELECT PLUS HOBS

## lowered cut out edge

### 60 cm built-in Select Plus hob

3 gas burners + triple ring



### 70 cm built-in Select Plus hob

4 gas burners + triple ring



### 90 cm built-in Select Plus hob

4 gas burners + triple ring



### 100 cm built-in Select Plus hob

2 gas burners + 2 gas fish burners + triple ring



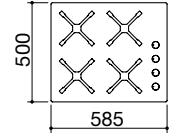
Accessories: 35 36

- extra thick AISI 304 stainless steel
- cast iron pan supports
- 56x48 cm cut out



#### Burners power:

- 1 auxiliary: 1 kW
- 2 semi-rapid: 1.75 kW
- 1 triple ring: 3.8 kW



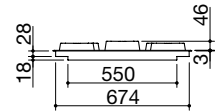
SATIN STAINLESS STEEL

code 1PSPT64



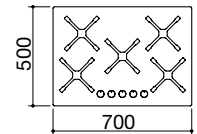
Accessories: 35 36

- extra thick AISI 304 stainless steel
- cast iron pan supports
- 68x48 cm cut out



#### Burners power:

- 1 auxiliary: 1 kW
- 2 semi-rapid: 1.75 kW
- 1 rapid: 3 kW
- 1 triple ring: 3.8 kW



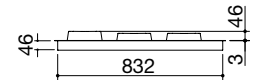
SATIN STAINLESS STEEL

code 1PSP75



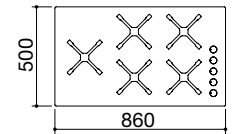
Accessories: 35 36

- extra thick AISI 304 stainless steel
- cast iron pan supports
- 84x48 cm cut out



#### Burners power:

- 1 auxiliary: 1 kW
- 2 semi-rapid: 1.75 kW
- 1 rapid: 3 kW
- 1 triple ring: 3.8 kW



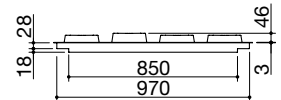
SATIN STAINLESS STEEL

code 1PSP95



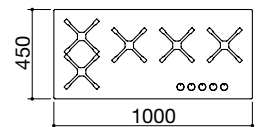
Accessories: 35 36

- extra thick AISI 304 stainless steel
- cast iron pan supports
- 98x43 cm cut out



#### Burners power:

- 2 auxiliary: 1 kW
- 1 semi-rapid: 1.75 kW
- 1 rapid: 3 kW
- 1 triple ring: 3.8 kW



SATIN STAINLESS STEEL

code 1PSP105

# SELECT PLUS FLAT HOBS

## flat edge built-in and flush

**70 cm built-in and flush Select Plus Flat hob**  
4 gas burners + triple ring



**90 cm built-in and flush Select Plus Flat hob**  
4 gas burners + triple ring



**100 cm built-in and flush Select Plus Flat hob**  
2 gas burners + 2 gas fish burners + triple ring



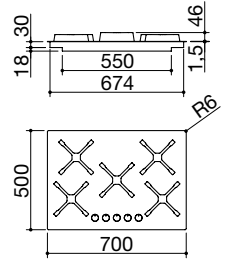
FEB FT

Accessories: 35 36

- extra thick AISI 304 stainless steel
- cast iron pan supports
- 68x48 cm cut out flush: see website

**Burners power:**

- 1 auxiliary: 1 kW
- 2 semi-rapid: 1.75 kW
- 1 rapid: 3 kW
- 1 triple ring: 3.8 kW



SATIN STAINLESS STEEL

code 1PSPF75

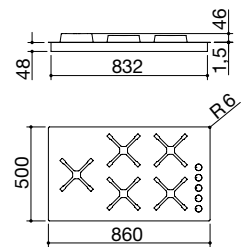
FEB FT

Accessories: 35 36

- extra thick AISI 304 stainless steel
- cast iron pan supports
- 84x48 cm cut out flush: see website

**Burners power:**

- 1 auxiliary: 1 kW
- 2 semi-rapid: 1.75 kW
- 1 rapid: 3 kW
- 1 triple ring: 3.8 kW



SATIN STAINLESS STEEL

code 1PSPF95

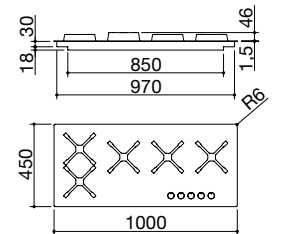
FEB FT

Accessories: 35 36

- extra thick AISI 304 stainless steel
- cast iron pan supports
- 98x43 cm cut out flush: see website

**Burners power:**

- 2 auxiliary: 1 kW
- 1 semi-rapid: 1.75 kW
- 1 rapid: 3 kW
- 1 triple ring: 3.8 kW



SATIN STAINLESS STEEL

code 1PSPF105

**Accessories:**



35

code 1RWJ



36

code 1TFL

**Standard equipment:**  
automatic ignition, safety valve, eco-flame, fixing clips.

# OFFICINA HOBS

## flat-edge built-in and flush

**80 cm built-in and flush Officina hob**  
4 gas burners + double ring



**90 cm built-in and flush Officina hob**  
4 gas burners + double ring



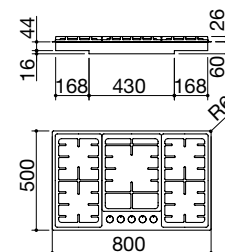
FEB FT

Accessories: 34 35 36

- extra thick AISI 304 stainless steel
- cast iron pan supports
- 78x48 cm cut out flush: see website

**Burners power:**

- 1 auxiliary: 1 kW
- 2 semi-rapid: 1.75 kW
- 1 rapid: 3 kW
- 1 double ring: 3.5 kW



SATIN STAINLESS STEEL

code 1POF80

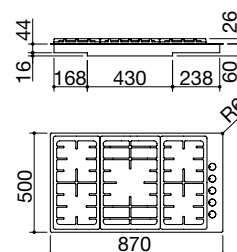
FEB FT

Accessories: 34 35 36

- extra thick AISI 304 stainless steel
- cast iron pan supports
- 85x48 cm cut out flush: see website

**Burners power:**


- 1 auxiliary: 1 kW
- 2 semi-rapid: 1.75 kW
- 1 rapid: 3 kW
- 1 double ring: 3.5 kW



SATIN STAINLESS STEEL

code 1POF90

**Accessories:**



34  
code 1BSIJ



35  
code 1RWJ



36  
code 1TFL

**Standard equipment:** automatic ignition, safety valve, eco-flame, fixing clips.

# OFFICINA

The design of the Officina hobs is deliberately inspired by professional aesthetics: from the robust cast iron pan supports over the burners to culminate in the exclusive stainless steel grill that completes their functionality.



# INDUCTION

---

In the induction hobs the genesis of heat occurs only on the bottom of the pan which transmits it directly to the food, significantly speeding up cooking times. The surface of the hobs stays cold, ensuring improved safety and making cleaning easier.







## LAB EVOLUTION

---

The range of Lab Evolution hobs widens its horizons. Two new induction hobs, with 90 cm and 120 cm in line zones and controls with knobs, are ready to contend with different needs, bringing simplicity and practicality into the kitchen.

# LAB EVOLUTION INDUCTION HOBS

## flat-edge built-in and flush

90 cm Lab Evolution built-in and flush hob  
3 induction zones



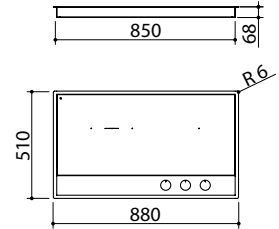
120 cm Lab Evolution built-in and flush hob  
4 induction zones



FEB FT NEW

Accessories: 74

- extra thick AISI 304 stainless steel
- controls: Flat knobs
- functions: power management, Bridge, Booster, selective pan detection, automatic preheating, keep warm
- safety devices: electronic child safety lock, residual heat indicator, overflow alarm, safety switch-off
- minimum pan diameter:  $\varnothing$  110 mm
- adjustable power levels: 1.6 - 2.0 - 2.8 - 3.5 - 4.3 - 5 - 5.5 - 6 - 6.7 kW
- maximum absorbed power: 6.7 kW
- 86x49 cm cut out  
flush-top: see website



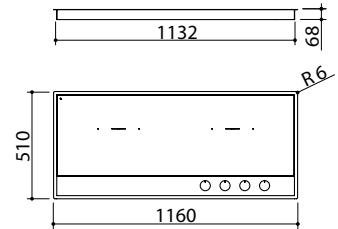
- Induction zones power:**
- 3 Octa zones: 2.1-3 kW (\*)
- (\*) with Booster function

BLACK GLASS CERAMIC/SATIN STAINLESS STEEL code 1PLE9ID

FEB FT NEW

Accessories: 74

- extra thick AISI 304 stainless steel
- controls: Flat knobs
- functions: power management, Bridge, Booster, selective pan detection, automatic preheating, keep warm
- safety devices: electronic child safety lock, residual heat indicator, overflow alarm, safety switch-off
- minimum pan diameter:  $\varnothing$  110 mm
- adjustable power levels: 1.6 - 2.0 - 2.8 - 3.5 - 4.3 - 5 - 5.5 - 6 - 7.4 kW
- maximum absorbed power: 7.4 kW
- 114x49 cm cut out  
flush-top: see website



- Induction zones power:**
- 4 Octa zones: 2.1-3 kW (\*)
- (\*) with Booster function

BLACK GLASS CERAMIC/SATIN STAINLESS STEEL code 1PLE12ID

Accessories:



code 1BID

Standard equipment: fixing clips.

# ZERO PLUS


---

It's all there on the surface, yet its soul goes a lot deeper. Zero Plus is the latest-generation induction hob that includes a high-performance extraction system in the centre. The integrated cooker hood, installed flush with the hob, is so effective it rids the air almost completely of odours and water vapour: its complete range of functions invites us to widen our horizons of what is possible.



# ZERO PLUS HOBS WITH INTEGRATED HOOD flat glass edge built-in and flush

90 cm Zero Plus built-in and flush hob  
integrated cooker hood



SATIN STAINLESS STEEL 4 mm  
code 1IZPI



VINTAGE STAINLESS STEEL 4 mm  
code 1IZPV

The extraction grill is available as an accessory  
also in versions with a satin or Vintage stainless  
steel insert.

ZERO PLUS  
KASAI version on page 122 of this catalogue

FGB FT NEW

Accessories: 74 75 76 77 78

energy rating A<sup>++</sup>

- Touch Control
- 83x47.5 cm cut out  
flush: see website

### INDUCTION

- functions: power management, Chef Cook, Bridge, automatic pan recognition, Booster, selective pan detection, pause/reminder function, cooking end timer 1-600', minute minder, automatic preheating, keep warm
- safety devices: electronic child safety lock, residual heat indicator, overflow alarm, safety switch-off
- minimum pan diameter: ø 110 mm
- adjustable power levels:  
1.4 - 1.5 - 1.6 - ... - 7.2 - 7.3 - 7.4 kW
- maximum absorbed power: 7.4 kW

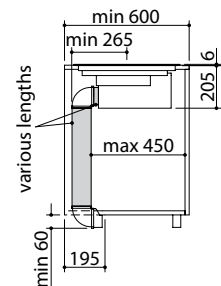
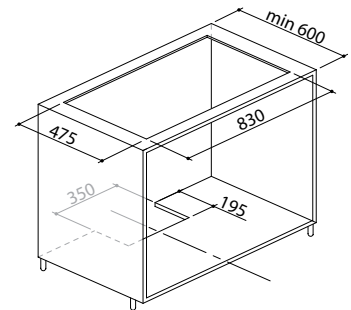
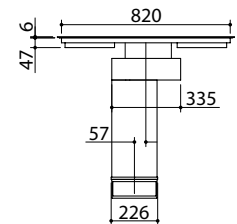
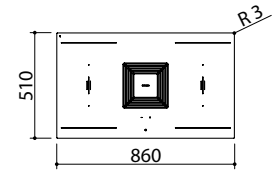
### HOOD

- speeds: 3 + intensive speed
- rated air-flow: 800 m<sup>3</sup>/h
- pressure: 524 Pa
- noise level: 56-76 Lw (dBA)
- filter: AISI 304 stainless steel
- energy rating: A<sup>++</sup>
- maximum absorbed power: 0.22 kW
- optional filtering extraction
- minimum base height: 60 mm

### Induction zones power:

- 4 Octa zones: 2.1-3 kW (\*)

(\*) with Booster function



### BLACK GLASS CERAMIC WITH EXTRACTION GRID WITH BLACK INSERT

code 1PZP9N

### Accessories:




74  
code 1BID




75  
code 1FCK



76  
code 1FMK



77  
code 1IZPI



78  
code 1IZPV

**Standard equipment:**  
fixing clips, seal.

# SPACE INDUCTION HOBS

## flat glass edge built-in and flush

### 80 cm built-in and flush Space hob

6 induction zones



### 90 cm built-in and flush Space hob

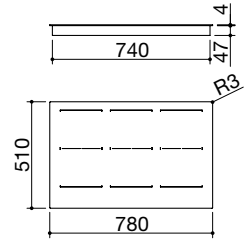
5 induction zones



FGB FT

Accessories: 74

- Touch Control with multi-slider
- functions: automatic cooking at three levels, Bridge, automatic pan recognition, Booster, selective pan detection, pause/reminder function, cooking end timer 1-99'
- safety devices: electronic child safety lock, residual heat indicator, overflow alarm, safety switch-off
- minimum pan diameter:  $\varnothing$  135 mm
- maximum absorbed power: 11.1 kW
- 75x49 cm cut out  
flush: see website



#### Induction zones power:

- 6 Octa zones: 2.1-3.7 kW (\*)
- (\*) with Booster function

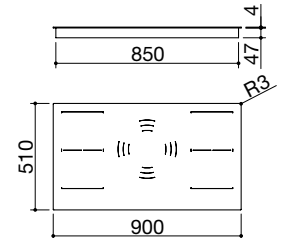
4 mm BLACK GLASS CERAMIC

code 1PIDS80N

FGB FT

Accessories: 74

- Touch Control with multi-slider
- functions: automatic cooking at three levels, Bridge, automatic pan recognition, Booster, selective pan detection, pause/reminder function, cooking end timer 1-99'
- safety devices: electronic child safety lock, residual heat indicator, overflow alarm, safety switch-off
- minimum pan diameter:  $\varnothing$  125 mm
- maximum absorbed power: 11.1 kW
- 86x49 cut out  
flush: see website



#### Induction zones power:

- 1 zone  $\varnothing$  260 mm: 2.6-5.5 kW (\*)
- 4 Octa zones: 2.1-3.7 kW (\*)
- (\*) with Booster function

4 mm BLACK GLASS CERAMIC

code 1PIDS90N

#### Accessories:



74  
code 1BID

**Standard equipment:** integrated clips for quick attachment, seal.

# SPACE

---

Core, power and two sizes to choose from: Space is the elegant and efficient induction hob which invites you to broaden your horizons thanks to its two generous sizes of 80 and 90 cm. A hob that has been perfected with the most comprehensive range of functions available: from the Multislider Touch Control to the Bridge function, to the Booster, from automatic pan detection to the more traditional pause/reminder keys, cooking end timer and automatic cooking.



HOBS



# CITY

---

Induction hobs available in five sizes ranging from 30 cm to 120 cm, to meet many different space and culinary requirements.

Once again the array of different functions adds to the versatility of this product, destined to become a new way of understanding the kitchen space.




# CITY INDUCTION HOBS

## flat glass edge built-in and flush

### 30 cm built-in and flush City hob

2 induction zones



### 60 cm built-in and flush City hob

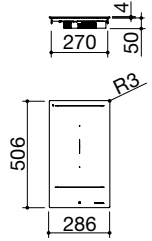
4 induction zones



FGB FT NEW

Accessories: 74

- Touch Control
- functions: power management, Bridge, automatic pan recognition, Booster, selective pan detection, pause/reminder function, cooking end timer 1-600', minute minder, automatic preheating, keep warm
- safety devices: electronic child safety lock, residual heat indicator, overflow alarm, safety switch-off
- minimum pan diameter:  $\varnothing$  110 mm
- adjustable power levels: 1.4 - 1.5 - 1.6 - ... - 3.5 - 3.6 - 3.7 kW
- maximum absorbed power: 3.7 kW
- built-in: 28x49 cm
- flush-top: see website



#### Induction zones power:

- 2 Octa zones: 2.1-3 kW (\*)
- (\*) with Booster function

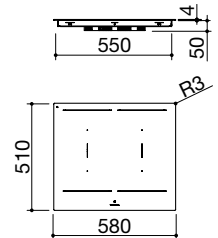
4 mm BLACK GLASS CERAMIC

code 1PIDC30N

FGB FT NEW

Accessories: 74

- Touch Control
- functions: power management, Chef Cook, Bridge, automatic pan recognition, Booster, selective pan detection, pause/reminder function, cooking end timer 1-600', minute minder, automatic preheating, keep warm
- safety devices: electronic child safety lock, residual heat indicator, overflow alarm, safety switch-off
- minimum pan diameter:  $\varnothing$  110 mm
- adjustable power levels: 1.4 - 1.5 - 1.6 - ... - 7.2 - 7.3 - 7.4 kW
- maximum absorbed power: 7.4 kW
- built-in: 56x49 cm
- flush-top: see website



#### Induction zones power:

- 4 Octa zones: 2.1-3 kW (\*)
- (\*) with Booster function

4 mm BLACK GLASS CERAMIC

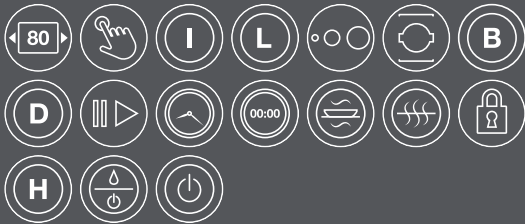
code 1PIDC60N




# CITY INDUCTION HOBS

## flat glass edge built-in and flush

**80 cm built-in and flush City hob**  
4 induction zones

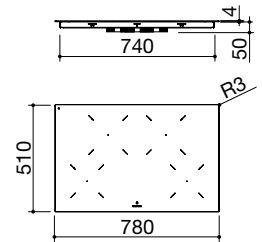


**90 cm built-in and flush City hob**  
3 induction zones



FGB FT NEW

- Touch Control
- functions: power management, Chef Cook, automatic pan recognition, Booster, selective pan detection, pause/reminder function, cooking end timer 1-600', minute minder, automatic preheating, keep warm
- safety devices: electronic child safety lock, residual heat indicator, overflow alarm, safety switch-off
- minimum pan diameter:  $\varnothing$  90 mm
- adjustable power levels: 1.4 - 1.5 - 1.6 - ... - 7.2 - 7.3 - 7.4 kW
- maximum absorbed power: 7.4 kW
- built-in: 76x49 cm
- flush-top: see website



### Induction zones power:

- 2 zones  $\varnothing$  200 mm: 2,3-3 kW (\*)
  - 2 zones  $\varnothing$  160 mm: 1,4-2,1 kW (\*)
- (\*) with Booster function

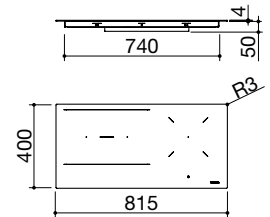
4 mm BLACK GLASS CERAMIC

code 1PIDC80N

FGB FT NEW

Accessories: 74

- Touch Control
- functions: power management, Chef Cook, Bridge, automatic pan recognition, Booster, selective pan detection, pause/reminder function, cooking end timer 1-600', minute minder, automatic preheating, keep warm
- safety devices: electronic child safety lock, residual heat indicator, overflow alarm, safety switch-off
- minimum pan diameter:  $\varnothing$  110 mm
- adjustable power levels: 1.4 - 1.5 - 1.6 - ... - 6.5 - 6.6 - 6.7 kW
- maximum absorbed power: 6.7 kW
- built-in: 79.5x38 cm
- flush-top: see website



### Induction zones power:

- 1 zone  $\varnothing$  200 mm: 2.3-3 kW (\*)
  - 2 Octa zones: 2.1-3 kW (\*)
- (\*) with Booster function

4 mm BLACK GLASS CERAMIC

code 1PIDC90N



# CITY INDUCTION HOBS

## flat glass edge built-in and flush

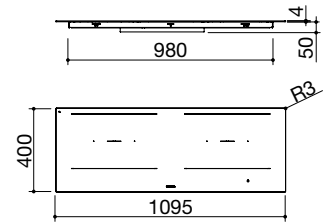
120 cm built-in and flush City hob  
4 induction zones



FGB FT NEW

Accessories: 74

- Touch Control
- functions: power management, Chef Cook, Bridge, automatic pan recognition, Booster, selective pan detection, pause/reminder function, cooking end timer 1-600', minute minder, automatic preheating, keep warm
- safety devices: electronic child safety lock, residual heat indicator, overflow alarm, safety switch-off
- minimum pan diameter:  $\varnothing$  110 mm
- adjustable power levels: 1.4 - 1.5 - 1.6 - ... - 7.2 - 7.3 - 7.4 kW
- maximum absorbed power: 7.4 kW
- built-in: 107.5x38 cm  
flush-top: see website



### Induction zones power:

- 4 Octa zones: 2.1-3 kW (\*)
- (\*) with Booster function

4 mm BLACK GLASS CERAMIC

code 1PIDC120N

### Accessories:



74

code 1BID

**Standard equipment:** integrated clips for quick attachment, seal.




# GREEN INDUCTION HOBS bevelled glass edge built-in

**60 cm built-in Green hob**  
4 induction zones

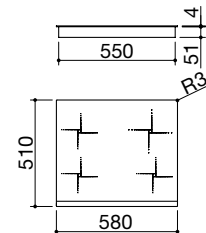


**60 cm built-in Green hob**  
4 induction zones



**BGB**

- Touch Control
- functions: power management, Booster, selective pan detection, cooking end timer 1-99'
- safety devices: electronic child safety lock, residual heat indicator, overflow alarm, safety switch-off
- adjustable power levels: 2.8-3.5 to 6.75 kW
- maximum absorbed power: 6.75 kW
- 56x49 cm cut out



**Induction zones power:**

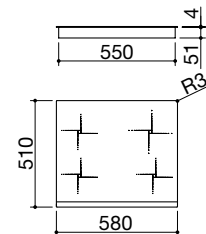
- 1 zone ø 200 mm: 1.85-2.1 kW (\*)
  - 1 zone ø 160 mm: 1.4-1.85 kW (\*)
  - 2 zones ø 160 mm: 1.4 kW
- (\*) with Booster function

**4 mm BLACK GLASS CERAMIC**

code **1PIDG64N**

**BGB**

- Touch Control
- functions: power management, Booster, selective pan detection, cooking end timer 1-99'
- safety devices: electronic child safety lock, residual heat indicator, overflow alarm, safety switch-off
- adjustable power levels: 2.8-3.5 to 6.75 kW
- maximum absorbed power: 6.75 kW
- 56x49 cm cut out



**Induction zones power:**

- 1 zone ø 200 mm: 1.85-2.1 kW (\*)
  - 1 zone ø 160 mm: 1.4-1.85 kW (\*)
  - 2 zones ø 160 mm: 1.4 kW
- (\*) with Booster function

**4 mm WHITE GLASS CERAMIC**

code **1PIDG64B**

**Standard equipment:** fixing clips, seal.



# GREEN

---

Induction hobs featuring an elegant bevelled front, available in the 60 cm version in black or white extremely elegant and functional thanks to Touch Control, Booster, cooking end timer and power management.



## LAB COVER

---

The Lab Cover hob with cover, available in the induction, gas, and teppanyaki versions, is transformed with a simple gesture into a single worktop, thereby representing the height of functionality. The Lab Cover collection also includes matching sinks, an excellent solution for concealing the inside of the bowls.



# LAB COVER INDUCTION HOBS flat-edge built-in and flush

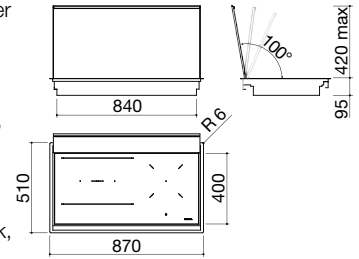
90 cm built-in and flush Lab Cover hob  
3 induction zones



FEB FT NEW

Accessories: 74

- balanced, removable, stainless steel cover with manual opening
- extra thick AISI 304 stainless steel
- Touch Control
- functions: power management, Chef Cook, Bridge, automatic pan recognition, Booster, selective pan detection, pause/reminder function, cooking end timer 1-600', minute minder, automatic preheating, keep warm
- safety devices: electronic child safety lock, residual heat indicator, overflow alarm, safety switch-off
- minimum pan diameter:  $\varnothing$  110 mm
- adjustable power levels: 1.4 - 1.5 - 1.6 - ... - 6.5 - 6.6 - 6.7 kW
- maximum absorbed power: 6.7 kW
- 86x49 cm cut out  
flush-top: see website



#### Induction zones power:

- 1 zone  $\varnothing$  200 mm: 2.3-3 kW (\*)
  - 2 Octa zones: 2.1-3 kW (\*)
- (\*) with Booster function

BLACK GLASS CERAMIC/SATIN STAINLESS STEEL code 1PLBC9IDN

#### Accessories:



74

code 1BID

Standard equipment: fixing clips.

HOBS

LAB COVER  
MADE TO MEASURE version





## B\_FREE

---

B\_Free hobs let you combine very different cooking methods by putting technology, design and versatility at the same level. B\_Free hobs, extremely functional in their modularity, are available in 5 kW, Chef, induction, barbecue and teppanyaki cooking styles in various sizes.

# B\_FREE INDUCTION HOBS square edge built-in

**36 cm built-in B\_Free hob**  
2 induction zones

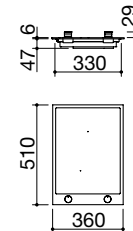


**70 cm built-in B\_Free hob**  
4 induction zones



**SQEB**

- extra thick AISI 304 stainless steel
- functions: power management, Booster, selective pan detection, automatic preheating, keep warm
- safety devices: electronic child safety lock, residual heat indicator, safety switch-off
- minimum pan diameter:  $\varnothing$  90 mm
- adjustable power levels: 1.6 - 2.0 - 2.4 - 2.8 - 3.2 - 3.7 kW
- maximum absorbed power: 3.7 kW
- 34x49.5 cm cut out



**Induction zones power:**

- 1 zone  $\varnothing$  200 mm: 2.3-3 kW (\*)
- 1 zone  $\varnothing$  160 mm: 1.4-2.1 kW (\*)

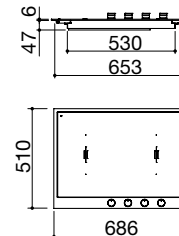
(\*) with Booster function

**BLACK GLASS CERAMIC/SATIN STAINLESS STEEL** code 1PBF3ID

**SQEB**

**Accessories: 74**

- extra thick AISI 304 stainless steel
- functions: power management, Bridge, Booster, selective pan detection, automatic preheating, keep warm
- safety devices: electronic child safety lock, residual heat indicator, safety switch-off
- minimum pan diameter:  $\varnothing$  110 mm
- adjustable power levels: 1.6 - 2.0 - 2.8 - 3.5 - 4.3 - 5 - 5.5 - 6 - 7.4 kW
- maximum absorbed power: 7.4 kW
- 66.5x49.5 cm cut out



**Induction zones power:**

- 4 Octa zones: 2.1-3 kW (\*)

(\*) with Booster function

**BLACK GLASS CERAMIC/SATIN STAINLESS STEEL** code 1PBF7ID

**Accessories:**



**74**

code 1BID

**Standard equipment:** fixing clips, seal.

HOES



B\_FREE  
FUSION version





# COOKER HOODS

---

Barazza's exclusive collection of cooker hoods offers excellent performance thanks to their powerful, silent motors. Their elegance and functionality is made complete with LED strip lighting.

**MOOD**  
page 250




**CITY GLASS**  
page 256



**UNIQUE**  
page 252



**B\_AMBIENT**  
page 258



**STEEL**  
page 254



**B\_DRAFT**  
page 260



# COOKER HOODS

## icons legend

### 4 mm solid stainless steel AISI 304



The full thickness of 4 mm is the maximum expression of the qualities of AISI 304 steel, bringing together aesthetic and design qualities with unparalleled strength and durability.

### Special cooker hood for induction



Designed especially for installation above induction hobs, it solves the longstanding problem of condensation accumulating on the surface of the hood.

### Cooker hood - scales connection



All Barazza hoods can be linked up with the scales, in either the built-in version or the modular element in the accessorised channels, which becomes to all intents and purposes its remote control.

### speeds: 3 + intensive speed



Three adjustable speeds plus an intense mode, which enables even faster extraction of fumes.

### Filter maintenance warning



The hood automatically indicates when it is time to replace the filters, which aids in correct use of the appliance.

### Motor power



Barazza cooker hoods have an air flow of 800/1000 m<sup>3</sup>/h, which permits excellent extraction of cooking fumes.

### AISI 304 stainless steel



AISI 304, used to make the products, is high quality stainless steel that guarantees resistance to stress, durability over time and ease of cleaning.

### Perimeter extraction



The extraction speed is increased thanks to the reduction of the extracting surface area (Venturi effect); the panel slows down the flow of air to make the system quieter.

### LED lighting



Long-lasting and efficient, LED technology provides perfect lighting to the worktop while keeping consumption down.

### Adjustable flue height



The height of the adjustable flue ensures a better aesthetic effect, as it allows the hood to be adjusted to fit ceilings at different heights in an elegant way.

### Air circulation function



By selecting this function, the hood turns on automatically for 10 minutes every hour at an intermediate speed, allowing excellent air circulation.

### AISI 304 stainless steel filters



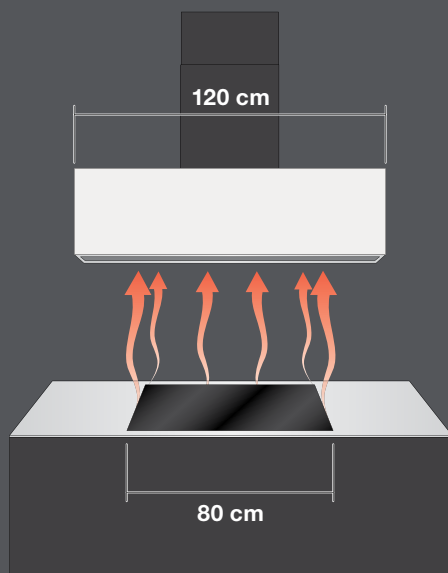
The AISI 304 stainless steel filters stand out for both their excellent performance and their unique, sophisticated design.

### Remote control

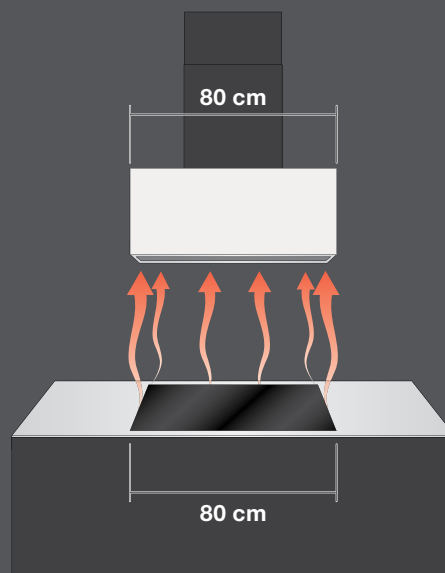


The remote control is provided in B\_Ambient and B\_Draft hoods. This allows the LED strip lighting to be turned on and the desired speed to be selected.

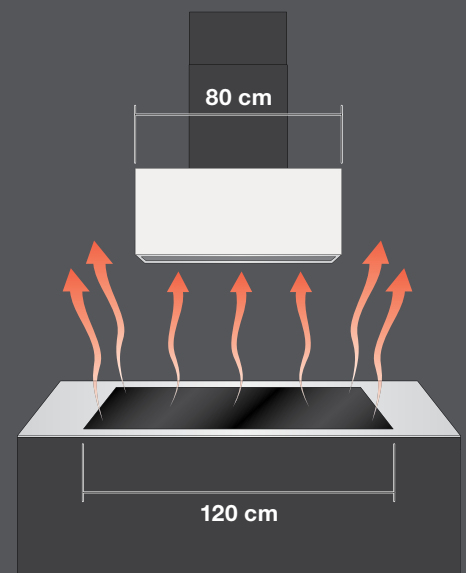
## GUIDELINES FOR INSTALLATION OF BARAZZA COOKER HOODS





















OPTIMUM SOLUTION



CORRECT SOLUTION



INCORRECT SOLUTION

WALL	MOOD	 p.250	 p.250
	UNIQUE	 p.252	 p.252
	STEEL	 p.254	 p.254
	CITY GLASS	 p.257	 p.257
ISLAND	MOOD	 p.250	 p.250
	UNIQUE	 p.252	 p.252
	STEEL	 p.254	 p.254
CEILING	B_AMBIENT	 p.259	 p.259
DOWNDRAFT	B_DRAFT	 p.260	 p.260

# MOOD COOKER HOODS

## wall and island

### 90 cm Mood wall cooker hood



### 120 cm Mood wall cooker hood



### 90 cm Mood island cooker hood

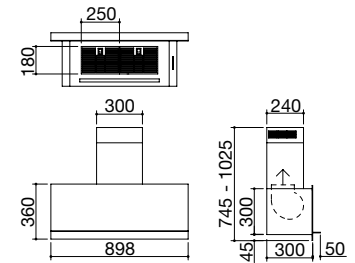


### 120 cm Mood island cooker hood



energy rating **A** Accessories: **41**

- 4 mm solid stainless steel AISI 304
- optional filtering extraction
- speeds: 3 + intensive speed
- air flow: 800 m³/h
- pressure: 501 Pa
- noise level: 39-65 Lw (dBA)
- duct exit: ø 150 mm + reducer ø 120 mm
- lighting: 4000 K LED strip lighting
- electronic controls
- filters: stainless steel
- telescopic hose: H 74.5 ÷ 102.5 cm
- set up for remote control from Barazza scales
- maximum absorbed power: 0.3 kW

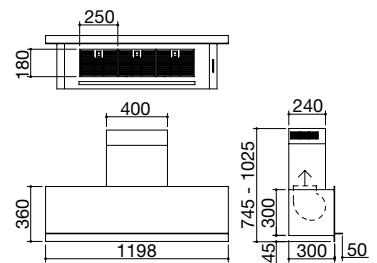


**4 mm SATIN/BLACK STAINLESS STEEL**

code **1KMDD9**

energy rating **A** Accessories: **41**

- 4 mm solid stainless steel AISI 304
- optional filtering extraction
- speeds: 3 + intensive speed
- air flow: 800 m³/h
- pressure: 501 Pa
- noise level: 39-65 Lw (dBA)
- duct exit: ø 150 mm + reducer ø 120 mm
- lighting: 4000 K LED strip lighting
- electronic controls
- filters: stainless steel
- telescopic hose: H 74.5 ÷ 102.5 cm
- set up for remote control from Barazza scales
- maximum absorbed power: 0.3 kW

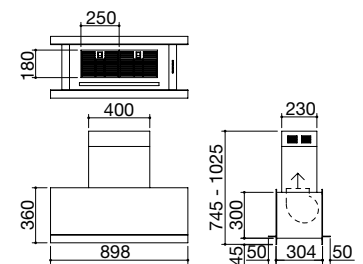


**4 mm SATIN/BLACK STAINLESS STEEL**

code **1KMDD12**

energy rating **A** Accessories: **41**

- 4 mm solid stainless steel AISI 304
- optional filtering extraction
- speeds: 3 + intensive speed
- air flow: 800 m³/h
- pressure: 501 Pa
- noise level: 39-65 Lw (dBA)
- duct exit: ø 150 mm + reducer ø 120 mm
- lighting: 4000 K LED strip lighting
- electronic controls
- filters: stainless steel
- telescopic hose: H 74.5 ÷ 102.5 cm
- set up for remote control from Barazza scales
- maximum absorbed power: 0.3 kW

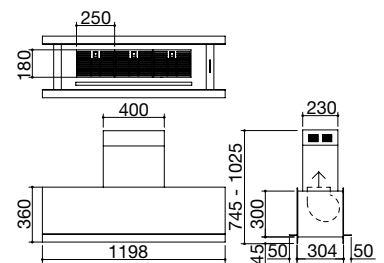


**4 mm SATIN/BLACK STAINLESS STEEL**

code **1KMDI9**

energy rating **A** Accessories: **41**

- 4 mm solid stainless steel AISI 304
- optional filtering extraction
- speeds: 3 + intensive speed
- air flow: 800 m³/h
- pressure: 501 Pa
- noise level: 39-65 Lw (dBA)
- duct exit: ø 150 mm + reducer ø 120 mm
- lighting: 4000 K LED strip lighting
- electronic controls
- filters: stainless steel
- telescopic hose: H 74.5 ÷ 102.5 cm
- set up for remote control from Barazza scales
- maximum absorbed power: 0.3 kW



**4 mm SATIN/BLACK STAINLESS STEEL**

code **1KMDI12**

# MOOD

---

Simple design and advanced functions give real substance to a cooker hood that offers perfect extraction of odours and steam. To quickly recycle the air making the kitchen a place of conviviality and taste.



COOKER HOODS



## Accessories:



41

code 1FC1


# UNIQUE COOKER HOODS

## wall and island


90 cm Unique wall cooker hood



120 cm Unique wall cooker hood



90 cm Unique island cooker hood

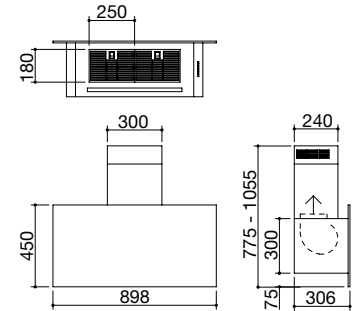


120 cm Unique island cooker hood



energy rating **A** Accessories: **41**

- AISI 304 stainless steel
- optional filtering extraction
- speeds: 3 + intensive speed
- air flow: 800 m³/h
- pressure: 501 Pa
- noise level: 39-65 Lw (dBA)
- duct exit: ø 150 mm + reducer ø 120 mm
- lighting: 4000 K LED strip lighting
- electronic controls
- filters: stainless steel
- telescopic hose: H 77.5 ÷ 105.5 cm
- set up for remote control from Barazza scales
- maximum absorbed power: 0.3 kW

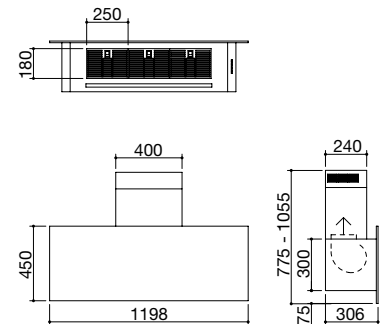


VINTAGE/BLACK STAINLESS STEEL

code **1KUNP91**

energy rating **A** Accessories: **41**

- AISI 304 stainless steel
- optional filtering extraction
- speeds: 3 + intensive speed
- air flow: 800 m³/h
- pressure: 501 Pa
- noise level: 39-65 Lw (dBA)
- duct exit: ø 150 mm + reducer ø 120 mm
- lighting: 4000 K LED strip lighting
- electronic controls
- filters: stainless steel
- telescopic hose: H 77.5 ÷ 105.5 cm
- set up for remote control from Barazza scales
- maximum absorbed power: 0.3 kW

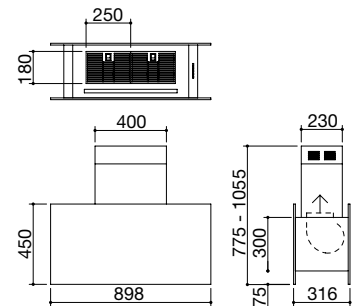


VINTAGE/BLACK STAINLESS STEEL

code **1KUNP121**

energy rating **A** Accessories: **41**

- AISI 304 stainless steel
- optional filtering extraction
- speeds: 3 + intensive speed
- air flow: 800 m³/h
- pressure: 501 Pa
- noise level: 39-65 Lw (dBA)
- duct exit: ø 150 mm + reducer ø 120 mm
- lighting: 4000 K LED strip lighting
- electronic controls
- filters: stainless steel
- telescopic hose: H 77.5 ÷ 105.5 cm
- set up for remote control from Barazza scales
- maximum absorbed power: 0.3 kW

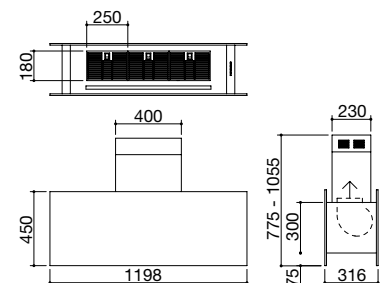


VINTAGE/BLACK STAINLESS STEEL

code **1KUNI91**


energy rating **A** Accessories: **41**

- AISI 304 stainless steel
- optional filtering extraction
- speeds: 3 + intensive speed
- air flow: 800 m³/h
- pressure: 501 Pa
- noise level: 39-65 Lw (dBA)
- duct exit: ø 150 mm + reducer ø 120 mm
- lighting: 4000 K LED strip lighting
- electronic controls
- filters: stainless steel
- telescopic hose: H 77.5 ÷ 105.5 cm
- set up for remote control from Barazza scales
- maximum absorbed power: 0.3 kW



VINTAGE/BLACK STAINLESS STEEL

code **1KUNI121**



## UNIQUE

---

The cooker hoods, constructed from a high thickness of stainless steel that's made even more unusual by the distressed effect of the Vintage finish, offer excellent performance thanks to powerful, silent motors that contribute to keeping the atmosphere eminently welcoming.

### Accessories:




41

code 1FC1

# STEEL COOKER HOODS

## wall and island

### 90 cm Steel wall cooker hood



### 120 cm Steel wall cooker hood



### 90 cm Steel island cooker hood

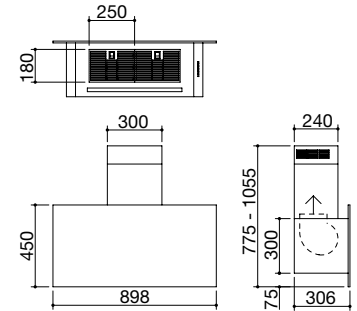


### 120 cm Steel island cooker hood



energy rating **A** Accessories: **41**

- AISI 304 stainless steel
- optional filtering extraction
- speeds: 3 + intensive speed
- air flow: 800 m³/h
- pressure: 501 Pa
- noise level: 39-65 Lw (dBA)
- duct exit: ø 150 mm + reducer ø 120 mm
- lighting: 4000 K LED strip lighting
- electronic controls
- filters: stainless steel
- telescopic hose: H 77.5 ÷ 105.5 cm
- set up for remote control from Barazza scales
- maximum absorbed power: 0.3 kW

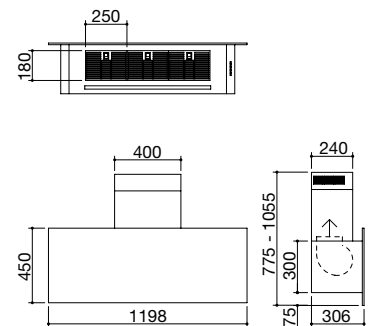


**SATIN/BLACK STAINLESS STEEL**

code **1KSTP9**

energy rating **A** Accessories: **41**

- AISI 304 stainless steel
- optional filtering extraction
- speeds: 3 + intensive speed
- air flow: 800 m³/h
- pressure: 501 Pa
- noise level: 39-65 Lw (dBA)
- duct exit: ø 150 mm + reducer ø 120 mm
- lighting: 4000 K LED strip lighting
- electronic controls
- filters: stainless steel
- telescopic hose: H 77.5 ÷ 105.5 cm
- set up for remote control from Barazza scales
- maximum absorbed power: 0.3 kW

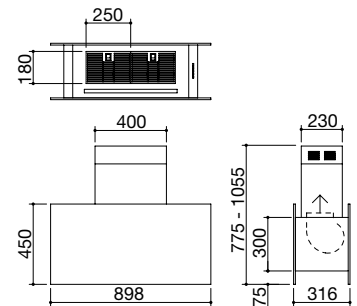


**SATIN/BLACK STAINLESS STEEL**

code **1KSTP12**

energy rating **A** Accessories: **41**

- AISI 304 stainless steel
- optional filtering extraction
- speeds: 3 + intensive speed
- air flow: 800 m³/h
- pressure: 501 Pa
- noise level: 39-65 Lw (dBA)
- duct exit: ø 150 mm + reducer ø 120 mm
- lighting: 4000 K LED strip lighting
- electronic controls
- filters: stainless steel
- telescopic hose: H 77.5 ÷ 105.5 cm
- set up for remote control from Barazza scales
- maximum absorbed power: 0.3 kW

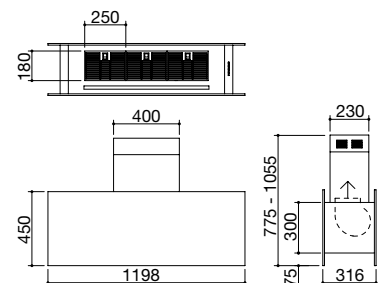


**SATIN/BLACK STAINLESS STEEL**

code **1KSTI9**

energy rating **A** Accessories: **41**

- AISI 304 stainless steel
- optional filtering extraction
- speeds: 3 + intensive speed
- air flow: 800 m³/h
- pressure: 501 Pa
- noise level: 39-65 Lw (dBA)
- duct exit: ø 150 mm + reducer ø 120 mm
- lighting: 4000 K LED strip lighting
- electronic controls
- filters: stainless steel
- telescopic hose: H 77.5 ÷ 105.5 cm
- set up for remote control from Barazza scales
- maximum absorbed power: 0.3 kW



**SATIN/BLACK STAINLESS STEEL**

code **1KSTI12**

# STEEL

---

The Steel cooker hood, available in 90 and 120 cm versions in satin finish, can be coordinated with all Barazza hobs and sinks creating a strong, characterful impression.

COOKER HOODS

## Accessories:



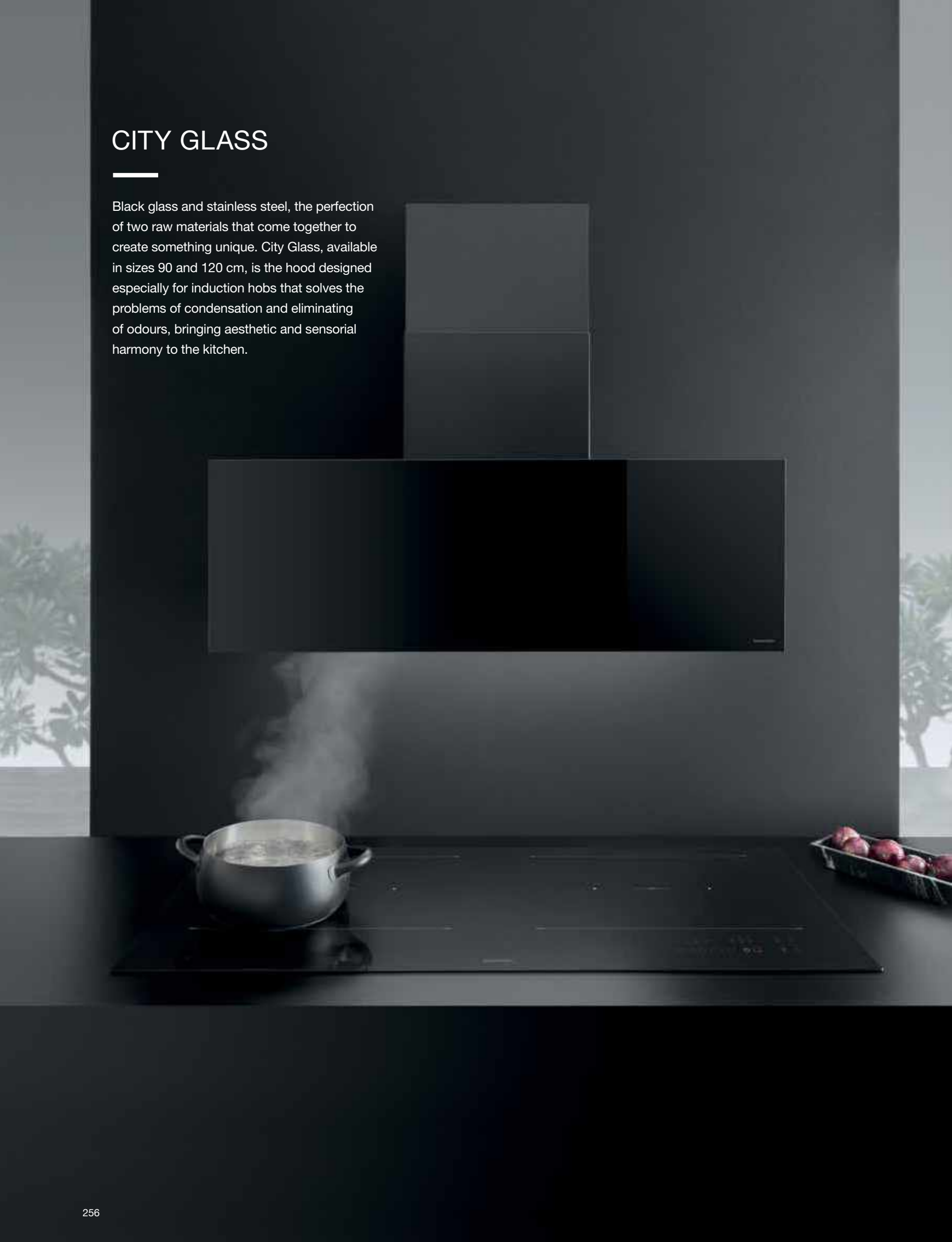
41

code 1FC1

## CITY GLASS

---

Black glass and stainless steel, the perfection of two raw materials that come together to create something unique. City Glass, available in sizes 90 and 120 cm, is the hood designed especially for induction hobs that solves the problems of condensation and eliminating of odours, bringing aesthetic and sensorial harmony to the kitchen.



# CITY GLASS COOKER HOODS FOR INDUCTION HOBS wall

90 cm City Glass wall cooker hood



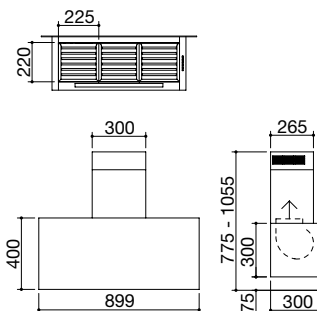
120 cm City Glass wall cooker hood



**NEW**

energy rating **A**

- 4 mm tempered glass
- speeds: 3 + intensive speed
- air flow: 800 m³/h
- pressure: 565 Pa
- noise level: 45-64 Lw (dBA)
- duct exit: ø 150 mm  
+ reducer ø 120 mm
- lighting: 4000 K LED strip lighting
- electronic controls
- filters: stainless steel
- telescopic hose: H 77.5 ÷ 105.5 cm
- set up for remote control  
from Barazza scales
- maximum absorbed power: 0.3 kW



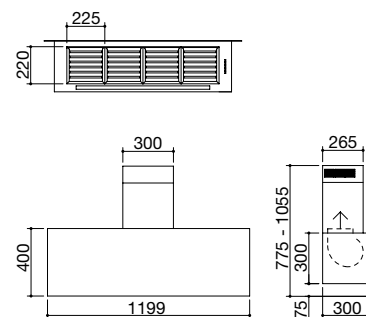
**BLACK GLASS**

code **1KCYP9**

**NEW**

energy rating **A**

- 4 mm tempered glass
- speeds: 3 + intensive speed
- air flow: 800 m³/h
- pressure: 565 Pa
- noise level: 45-64 Lw (dBA)
- duct exit: ø 150 mm  
+ reducer ø 120 mm
- lighting: 4000 K LED strip lighting
- electronic controls
- filters: stainless steel
- telescopic hose: H 77.5 ÷ 105.5 cm
- set up for remote control  
from Barazza scales
- maximum absorbed power: 0.3 kW



**BLACK GLASS**

code **1KCYP12**


## B\_AMBIENT

---

B\_Ambient is the innovative ceiling cooker hood in stainless steel with LED strip lighting whose cutting-edge design frees up spaces, noticeably widens the field of vision, and acts as a light source, thereby offering many significant advantages in terms of practicality and aesthetics.

# B\_AMBIENT COOKER HOODS ceiling

## 90 cm B\_Ambient ceiling cooker hood



## 120 cm B\_Ambient ceiling cooker hood

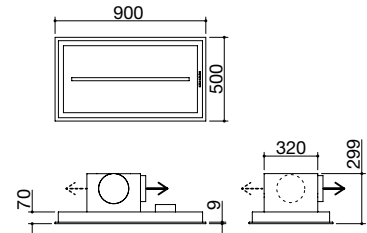


## Remote control included



## Accessories: 41

- AISI 304 stainless steel
- perimeter extraction
- optional filtering extraction
- speeds: 3 + intensive speed
- air flow: 1000 m<sup>3</sup>/h
- pressure: 425 Pa
- noise level: 41-72 Lw (dBA)
- duct exit: ø 150 mm + reducer ø 120 mm
- lighting: 3000 K LED strip lighting
- Soft-Touch electronic controls
- filters: stainless steel
- functions: filter maintenance warning, air circulation
- remote control included
- energy rating B
- set up for remote control from Barazza scales
- maximum absorbed power: 0.3 kW
- cut out: 87x47.6 cm

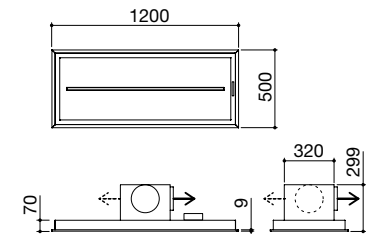


## SATIN STAINLESS STEEL

code 1KBAS9

## Accessories: 41

- AISI 304 stainless steel
- perimeter extraction
- optional filtering extraction
- speeds: 3 + intensive speed
- air flow: 1000 m<sup>3</sup>/h
- pressure: 409 Pa
- noise level: 41-72 Lw (dBA)
- duct exit: ø 150 mm + reducer ø 120 mm
- lighting: 3000 K LED strip lighting
- Soft-Touch electronic controls
- filters: stainless steel
- functions: filter maintenance warning, air circulation
- remote control included
- energy rating B
- set up for remote control from Barazza scales
- maximum absorbed power: 0.3 kW
- cut out: 117x47.6 cm



## SATIN STAINLESS STEEL

code 1KBAS12

## Accessories:

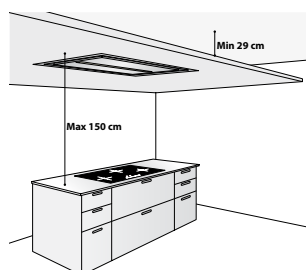


41  
code 1FC1

## Remote motor

In all versions of the B\_Ambient cooker hood a remote motor can be installed upon request.

## Advice for installation



# B\_DRAFT COOKER HOODS downdraft

## 90 cm B\_Draft downdraft cooker hood



## 120 cm B\_Draft downdraft cooker hood

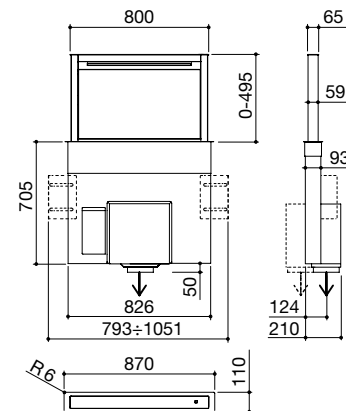


## Remote control included



## Accessories: 48

- AISI 304 stainless steel
- optional filtering extraction
- speeds: 3 + intensive speed
- air flow: 1000 m³/h
- pressure: 500 Pa
- noise level: 49-70 Lw (dBA)
- duct exit: ø 150 mm + reducer ø 120 mm
- lighting: 3000 K LED strip lighting
- Soft-Touch electronic controls
- filters: stainless steel
- functions: filter maintenance warning
- remote control included
- energy rating C
- set up for remote control from Barazza scales
- maximum absorbed power: 0.3 kW
- 85.8x10 cm cut out flush-top: see website

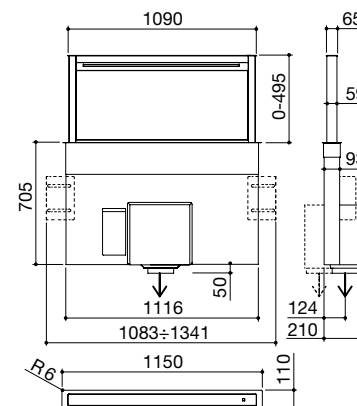


## SATIN STAINLESS STEEL

code 1KBDD9

## Accessories: 49


- AISI 304 stainless steel
- optional filtering extraction
- speeds: 3 + intensive speed
- air flow: 1000 m³/h
- pressure: 500 Pa
- noise level: 49-70 Lw (dBA)
- duct exit: ø 150 mm + reducer ø 120 mm
- lighting: 3000 K LED strip lighting
- Soft-Touch electronic controls
- filters: stainless steel
- functions: filter maintenance warning
- remote control included
- energy rating C
- set up for remote control from Barazza scales
- maximum absorbed power: 0.3 kW
- 113.8x10 cm cut out flush-top: see website



## SATIN STAINLESS STEEL


code 1KBDD12

## Accessories:



48

code 1FC3



49

code 1FC4

## Height: 50 mm

The B\_Draft cooker hood, compatible with both gas and induction hobs, is 50 cm tall which ensures optimum extraction.

## Remote motor

In all versions of the B\_Draft cooker hood a remote motor can be installed upon request.

## B\_DRAFT

---

B\_Draft, the retractable stainless steel cooker hood, is the ideal solution for making the best functional and aesthetic use of the space in your kitchen.





# STAINLESS STEEL SINKS AND SQUARE BOWLS

---

Barazza's sinks and square bowls, known for their advanced aesthetic sense and extremely ergonomic design, offer great functionality and a wide variety of models in the range: single sink, double sink, with or without drainer, available in different shapes and sizes.

## SINKS


**MIZU**  
page 130



**B\_OPEN**  
page 286



**B\_FAST**  
page 298



**FLEXI**  
page 274



**UNIQUE**  
page 288



**B\_LEVEL**  
page 302



**MOOD**  
page 278



**LAB**  
page 290



**SELECT**  
page 304



**EASY**  
page 280



**LAB COVER**  
page 294



**B\_SMART**  
page 284



**B\_FREE**  
page 296



## SQUARE BOWLS

**FLEXI BOWLS**  
page 308



**R. "15" BOWLS**  
page 310



**R. "12" BOWLS**  
page 316



**R. "0" BOWLS**  
page 320




STAINLESS STEEL  
SINKS AND  
SQUARE BOWLS

# STAINLESS STEEL SINKS AND SQUARE BOWLS installation

## Flush-top (FT)



For Flexi, B\_Smart, Easy, Lab with lowering, Lab Cover sinks, Square Bowls R.“0”, R.“12”, R.“15”. This confers perfect alignment with the worktop, to create a completely continuous surface.



## Lowered edge built-in (LEB)



For Easy, B\_Open, Unique, B\_Fast, B\_Level, Select sinks. The edge ends in an oblique fold.



## Flat-edge built-in (FEB)



For Flexi sinks and bowls, B\_Smart, Easy, Lab with lowering and Lab Cover sinks, and Flexi square bowls R.“15”, R.“12”, R.“0”. The edge is distinguished only by touch and makes installation easy.



## Square edge built-in (SQEB)



For B\_Free sinks. The edge, folded over, rests on the worktop.



## Standard edge built-in (SEB)



For B\_Fast corner sink.



## Edge built-in 4 mm (EB4)



For Mood sinks



## Mizu Kasai built-in (MKB)



for Mizu sinks



## Undermounted (UM)



Lab sinks with lowering and square bowls R“15”, R“12”, R“0” are elegantly installed below the worktop.



# STAINLESS STEEL SINKS AND SQUARE BOWLS radius

The sinks can have three types of radius: Radius “0”, squared off and elegant, Radius “12”, with the slightly rounded edge, and Radius “15”, with a more pronounced join and a more wrap-around look.

## Radius “0”



## Radius “12”



## Radius “15”



# STAINLESS STEEL SINKS AND SQUARE BOWLS

## general features and icons legend

### Extra thick stainless steel



Barazza's sinks and square bowls are made of extra thick AISI 304 stainless steel, which is completely recyclable, resistant to corrosion, durable and extremely hygienic.

### Large bowls



The products with this plus point have large, capacious bowls that can hold high volumes of water and large cooking utensils.



### Perimeter overflow



All Barazza's sinks and bowls have an overflow, a safety device to ensure that water doesn't spill out. Some have the version with the perimeter overflow, with its distinctive look.



### Tap hole

Barazza's sinks come already with a hole 3.5 cm in diameter that allows a tap to be installed without having to make a hole in the kitchen worktop. Some models can be personalised by adding a second and third hole.

### Basket strainer waste 3" 1/2

Barazza's basket strainer waste, made in extra thick stainless steel and plastic materials, and provided with a seal, ensures maximum watertightness both in the bowl and in the join between the waste and the trap.



### Space-saver trap

Barazza's sinks and bowls come with a space-saver trap, smaller in size so taking up less volume and allowing the space under the washing area to be used more easily.

### Smart pop-up plug and other pop-up plugs



The pop-up plugs enable (via pressure in the Smart model or rotation in the others) you to empty the bowl without having to put your hands inside.



### Stainless steel drain cover



Practical and elegant, the drain cover is the ideal accessory for any sink. Made of AISI 304, high quality stainless steel that guarantees resistance to stress, the Barazza drain cover offers durability over time and extreme ease of cleaning.



### Tap and accessory functions

Barazza offers a full range of taps and functional accessories of cutting-edge design, such as a bowl cover, baskets, chopping boards and colanders, made of steel and other materials, designed to improve ease of working in the kitchen.



### Reversible sinks

Some sinks in the range are reversible, or are designed and made so that they can be installed indiscriminately with the drainer on the right or the left of the bowl.

# STAINLESS STEEL SINKS, built-in, flush and undermounted


Base

40/45

50/60

80

MIZU



p.130

p.131



p.131

FLEXI



MOOD



p.278

EASY



p.281



p.282

B\_SMART



p.284



p.284




p.284

p.284


B\_OPEN



p.286



p.286



p.286



p.286

UNIQUE



p.288



p.288



p.288



p.288

LAB WITH LOWERING



p.291



p.291

LAB MAT WITH LOWERING



LAB COVER



p.295

B\_FREE



B\_FAST



p.299

p.299



p.300



p.299

p.300

B\_LEVEL



p.302



p.302



p.302

SELECT



p.304

p.304

p.305



p.130



p.275



p.275



p.275



p.276



p.276



p.276



p.278



p.278



p.278



p.281



p.281



p.282



p.282



p.283



p.283



p.283



p.291



p.291



p.293



p.293



p.295



p.297



p.297



p.299



p.300



p.302












p.305










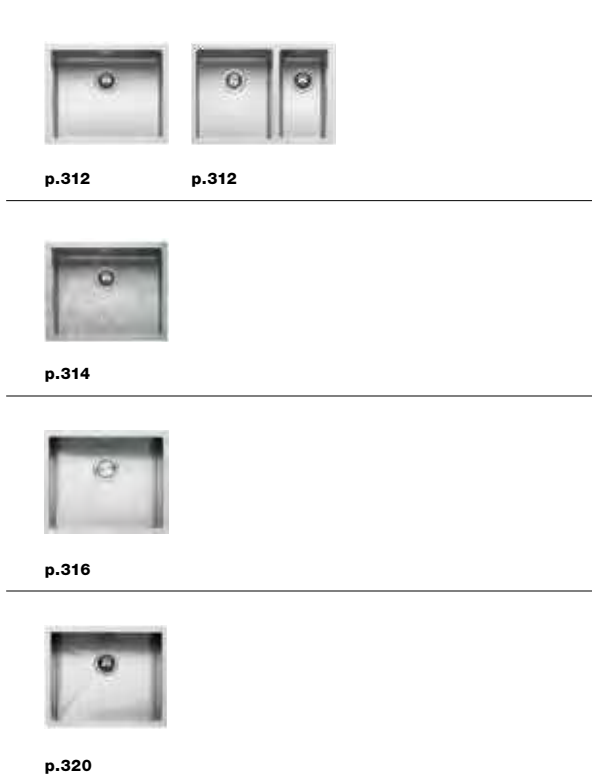




p.305

# STAINLESS STEEL SQUARE BOWLS built-in and flush






















Base		30	40	45	50
FLEXI					
RADIUS "15"		 p.311		 p.311	 p.311
RADIUS "15" VINTAGE				 p.314	
RADIUS "12"				 p.316	 p.316
RADIUS "0"				 p.320	 p.320

# STAINLESS STEEL SQUARE BOWLS undermounted





Base					
RADIUS "15"			 p.311		 p.311
RADIUS "15" VINTAGE					 p.314
RADIUS "12"					 p.316
RADIUS "0"					 p.320



# KIT SINKS, built-in, flush and undermounted

Base		80	90 - 100	120
FLEXI KIT	 FEB FT		 p.275  p.275	 p.276  p.276
MOOD KIT	 EB4		 p.278	
EASY KIT	 LEB		 p.283	
B_SMART KIT	 FEB FT	 p.284		
B_OPEN KIT	 LEB	 p.286		
UNIQUE KIT	 LEB	 p.288		
LAB WITH LOWERING KIT	 FEB FT		 p.291	
LAB MAT WITH LOWERING KIT	 UM		 p.293	
B_FREE KIT	 SQEB		 p.297	

# KIT SQUARE BOWLS, built-in and flush

Base				
RADIUS "15" VINTAGE	 FEB FT	 p.314		
RADIUS "12"	 FEB FT	 p.318		



STAINLESS STEEL  
SINKS AND  
SQUARE BOWLS

## Kit sinks

---

In their Kit version, Barazza's sinks and bowls offer a perfect balance between aesthetic beauty and advanced functionality.

## STAINLESS STEEL SINKS

---

Barazza's stainless steel sinks are known for their advanced aesthetic sense and extremely ergonomic design. Very functional and extremely practical to use and maintain, they come in a wide variety of models: single sink, double sink, with or without drainer, available in different shapes and sizes.



STAINLESS STEEL  
SINKS AND  
SQUARE BOWLS

## FLEXI

---

Flexi sinks, which are functional and ergonomic thanks to their generous sizes of 86 and 105 cm and the new increased depth of 56 cm, are also available with black finishes and a black tap included.



# FLEXI SINKS

## flat-edge built-in and flush

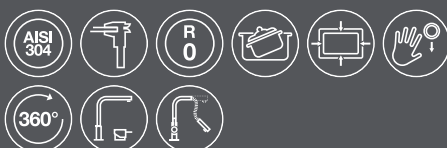
**86x56 cm Flexi built-in and flush sink**  
1 bowl with lowering



**86x56 cm Flexi Combi built-in and flush sink**  
1 bowl with lowering + tap

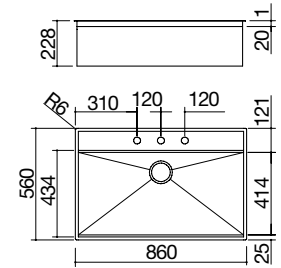


**86x56 cm Flexi Kit built-in and flush sink**  
1 bowl with lowering + accessories Kit and tap



**FEB FT Accessories: 8 17 20 25 40 43 61 62 66**

- extra thick stainless steel AISI 304
- bowl with radius "0"
- 83x41.4x20.7 h cm bowl
- bowl with lowering for sliding of accessories
- equipment: 3½" basket strainer waste, Smart pop-up plug, stainless steel drain cover, perimeter overflow
- tap hole: 3 standard holes
- 90 cm base unit for bowl
- 84x54 cm cut out flush: see website

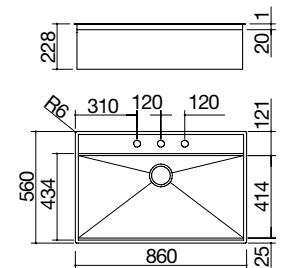


**SATIN STAINLESS STEEL**

code **1LFX91**

**FEB FT Accessories: 8 17 20 25 40 43 61 62 66**

- extra thick AISI 304 stainless steel
- bowl with radius "0"
- 83x41.4x20.7 h cm bowl
- bowl with lowering for sliding of accessories
- equipment: 3½" black basket strainer waste, black Smart pop-up plug, black perimeter overflow, Soul mixer tap with remote control and pull-out spray head 1RUBSORN
- tap hole: 3 standard holes
- 90 cm base unit for bowl
- 84x54 cm cut out flush: see website

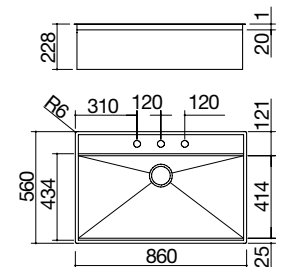


**SATIN STAINLESS STEEL**

code **1LFX91N**

**FEB FT Accessories: 8 17 20 25 40 62 66**

- extra thick AISI 304 stainless steel
- bowl with radius "0"
- 83x41.4x20.7 h cm bowl
- bowl with lowering for sliding of accessories
- equipment: 3½" black basket strainer waste, black Smart pop-up plug, black perimeter overflow, black HPL chopping board 1TOF26N, stainless steel perforated bowl cover with black HPL draining rack 1CIFX, Soul mixer tap with remote control and pull-out spray head 1RUBSORN
- tap hole: 3 standard holes
- 90 cm base unit for bowl
- 84x54 cm cut out flush: see website



**SATIN STAINLESS STEEL**

code **1LFX91NK**

STAINLESS STEEL  
SINKS AND  
SQUARE BOWLS

# FLEXI SINKS

## flat-edge built-in and flush

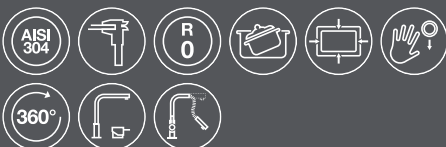
**105x56 cm Flexi built-in and flush sink**  
1 bowl with lowering



**105x56 cm Flexi Combi built-in and flush sink**  
1 bowl with lowering + tap

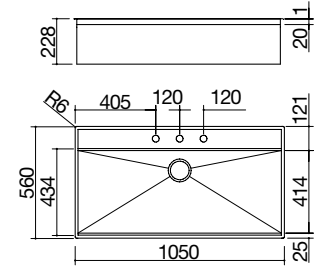


**105x56 cm Flexi Kit built-in and flush sink**  
1 bowl with lowering + accessories Kit and tap



**FEB FT Accessories: 8 17 20 25 40 43 61 62 66**

- extra thick stainless steel AISI 304
- bowl with radius "0"
- 102x41.4x20.7 h cm bowl
- bowl with lowering for sliding of accessories
- equipment: 3½" basket strainer waste, Smart pop-up plug, stainless steel drain cover, perimeter overflow
- tap hole: 3 standard holes
- 120 cm base unit for bowl
- 103x54 cm cut out flush: see website

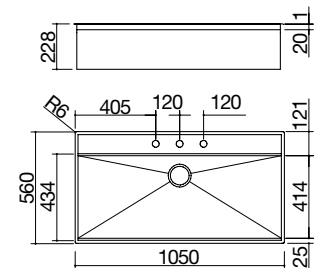


**SATIN STAINLESS STEEL**

code 1LFX101

**FEB FT Accessories: 8 17 20 25 40 43 61 62 66**

- extra thick stainless steel AISI 304
- bowl with radius "0"
- 102x41.4x20.7 h cm bowl
- bowl with lowering for sliding of accessories
- equipment: 3½" black basket strainer waste, black Smart pop-up plug, black perimeter overflow, Soul mixer tap with remote control and pull-out spray head 1RUBSORN
- tap hole: 3 standard holes
- 120 cm base unit for bowl
- 103x54 cm cut out flush: see website

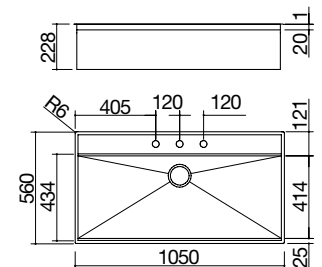


**SATIN STAINLESS STEEL**

code 1LFX101N

**FEB FT Accessories: 8 17 20 25 40 61 66**

- extra thick stainless steel AISI 304
- bowl with radius "0"
- 102x41.4x20.7 h cm bowl
- bowl with lowering for sliding of accessories
- equipment: 3½" black basket strainer waste, black Smart pop-up plug, black perimeter overflow, black HPL chopping board 1TOF26N, stainless steel colander with black HPL draining rack 1VSFX, Soul mixer tap with remote control and pull-out spray head 1RUBSORN
- tap hole: 3 standard holes
- 120 cm base unit for bowl
- 103x54 cm cut out flush: see website




**SATIN STAINLESS STEEL**

code 1LFX101NK



**Accessories:**



**8**  
code 1TOF26




**17**  
code 1VOF



**20**  
code 1VSOF




**25**  
code 1CIVQ




**40**  
code 1CITN



**43**  
code 1TOF26N



**61**  
code 1CIFX



**62**  
code 1VSFX



**66**  
code 1GLN

**Standard equipment:** fixing clips, space-saver trap with dishwasher connection, cardboard packaging.  
The mixer tap is not included for sinks codes 1LFX91, 1LFX101.

# MOOD SINKS

## 4 mm built-in edge

### 86x51 cm built-in Mood sink

1 bowl + supporting surface with grooves



### 86x51 cm built-in Mood sink

2 bowls



### 86x51 cm built-in Mood sink

1 bowl



### 86x51 cm built-in Mood Kit sink

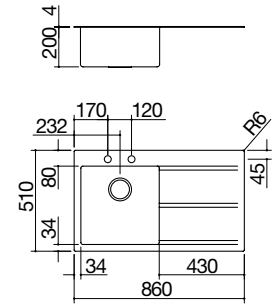
1 bowl + accessories Kit and tap



EB4 NEW

Accessories: 45 46 47 71

- 4 mm solid stainless steel AISI 304
- bowl with radius "12" in AISI 304 stainless steel
- 40x40x20 h cm bowl
- equipment: 3/2" basket strainer waste, pop-up plug, stainless steel drain cover, perimeter overflow
- tap hole: 2 standard holes
- 50 cm base unit for bowl
- 84x49 cm cut out



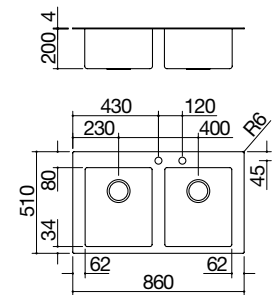
4 mm SATIN STAINLESS STEEL supporting surface RH code 1LMDR91D

4 mm SATIN STAINLESS STEEL supporting surface LH code 1LMDR91S

EB4 NEW

Accessories: 8 17 20 25 40 43 45 46 47 61 62 66 71

- 4 mm solid stainless steel AISI 304
- bowls with radius "12" in AISI 304 stainless steel
- 34x40x20 h cm bowl
- equipment: 3/2" basket strainer waste, pop-up plug, stainless steel drain cover, perimeter overflow
- tap hole: 2 standard holes
- 90 cm base unit for bowls
- 84x49 cm cut out



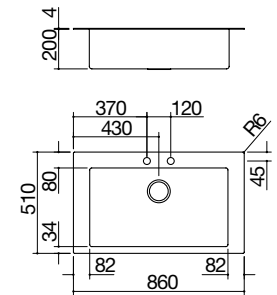
4 mm SATIN STAINLESS STEEL

code 1LMDR92

EB4 NEW

Accessories: 8 17 20 25 40 43 45 46 47 61 62 66 71

- 4 mm solid stainless steel AISI 304
- bowl with radius "12" in AISI 304 stainless steel
- 70x40x20 h cm bowl
- equipment: 3/2" basket strainer waste, pop-up plug, stainless steel drain cover, perimeter overflow
- tap hole: 2 standard holes
- 90 cm base unit for bowl
- 84x49 cm cut out



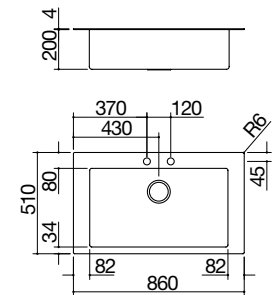
4 mm SATIN STAINLESS STEEL

code 1LMDR91

EB4 NEW

Accessories: 8 17 20 25 40 43 47 61 62 66 71

- 4 mm solid stainless steel AISI 304
- bowl with radius "12" in AISI 304 stainless steel
- 70x40x20 h cm bowl
- equipment: 3/2" basket strainer waste, stainless steel drain cover, perimeter overflow, Mood chopping board 1TGMD, multipurpose rack 1GSPA, Mood Top mixer tap in AISI 316 stainless steel with remote control 1RUBMDT
- tap hole: 2 standard holes
- 90 cm base unit for bowl
- 84x49 cm cut out



4 mm SATIN STAINLESS STEEL

code 1LMDR91K

# MOOD


When design doesn't compromise on functionality: the Mood Kit sink includes a black HPL chopping board and a Roll-Up multi-purpose rack that can be used for both draining foods and as a trivet and, once used, can easily be put away in a small space. The Mood Top mixer tap in AISI 316 stainless steel completes the set for a work space combining aesthetic and practical values to perfection.



STAINLESS STEEL  
SINKS AND  
SQUARE BOWLS



## Accessories:



**8**  
code 1TOF26




**17**  
code 1VOF



**20**  
code 1VSOF



**25**  
code 1CIVQ



**40**  
code 1CITN



**43**  
code 1TOF26N



**45**  
code 1GSPA




**46**  
code 1TGMD



**47**  
code 1TGS



**61**  
code 1CIFX



**62**  
code 1VSFX



**66**  
code 1GLN



**71**  
code 1GQRN

**Standard equipment:** fixing clips, seal, space-saver trap with dishwasher connection, cardboard packaging.  
The mixer tap is not included for sinks codes 1LMDR91D, 1LMDR91S, 1LMDR92, 1LMDR91.

## EASY



Sinks featuring deep bowls, radius "15".  
Provided with a drain cover,  
they are made completely of extra thick  
stainless steel.



# EASY SINKS

## flat-edge built-in and flush

**86x51 cm built-in and flush Easy sink**  
1 bowl + drainer



**86x51 cm built-in and flush Easy sink**  
2 bowls

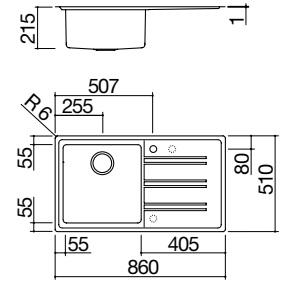


**86x51 cm built-in and flush Easy sink**  
1 bowl



**Accessories:** 8 17 20 25 40 43 61 62 66 71

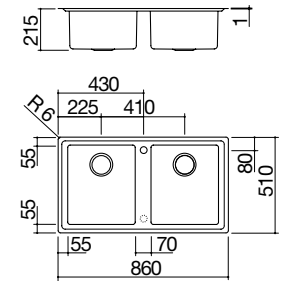
- extra thick stainless steel AISI 304
- bowl with radius "15"
- 40x40x21.5 h cm bowl
- equipment: 3½" basket strainer waste, stainless steel drain cover, perimeter overflow
- tap hole: 1 standard hole  
2nd and 3rd hole upon request
- 60 cm base unit for bowl
- 84x49 cm cut out  
flush: see website



**SATIN STAINLESS STEEL drainer RH** code 1LES91PD  
**SATIN STAINLESS STEEL drainer LH** code 1LES91PS

**Accessories:** 8 17 20 25 40 43 61 62 66

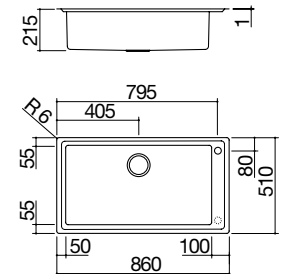
- extra thick stainless steel AISI 304
- bowl with radius "15"
- 34x40x21.5 h cm bowl
- equipment: 3½" basket strainer waste, stainless steel drain cover, perimeter overflow
- tap hole: 1 standard hole  
2nd hole upon request
- 90 cm base unit for bowls
- 84x49 cm cut out  
flush: see website



**SATIN STAINLESS STEEL** code 1LES92P


**Accessories:** 8 17 20 25 40 43 61 62 66 71

- extra thick stainless steel AISI 304
- bowl with radius "15"
- 71x40x21.5 h cm bowl
- equipment: 3½" basket strainer waste, stainless steel drain cover, perimeter overflow
- tap hole: 1 standard hole  
2nd hole upon request
- 90 cm base unit for bowl
- 84x49 cm cut out  
flush: see website



**SATIN STAINLESS STEEL** code 1LES91P

### Accessories:



8 code 1TOF26




17 code 1VOF



20 code 1VSOF



25 code 1CIVQ




40 code 1CITN



43 code 1TOF26N




61 code 1CIFX



62 code 1VSFX



66 code 1GLN



71 code 1GQRN

**Standard equipment:** fixing clips, space-saver trap with dishwasher connection, cardboard packaging. The mixer tap is not included.

# EASY SINKS

## lowered built-in edge

### 86x50 cm built-in Easy sink

1 bowl + drainer



### 86x50 cm built-in Easy sink

2 bowls



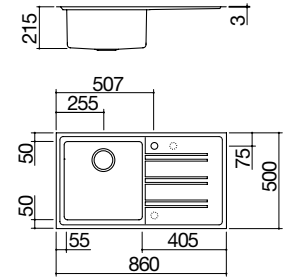
### 86x50 cm built-in Easy sink

1 bowl



Accessories: 8 17 20 25 40 43 61 62 66 71

- extra thick stainless steel AISI 304
- bowl with radius "15"
- 40x40x21.5 h cm bowl
- equipment: 3½" basket strainer waste, stainless steel drain cover, perimeter overflow
- tap hole: 1 standard hole  
2nd and 3rd hole upon request
- 60 cm base unit for bowl
- 84x48 cm cut out



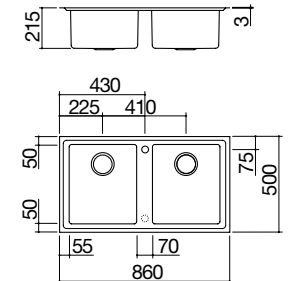
**SATIN STAINLESS STEEL drainer RH** code 1LES91RD

**SATIN STAINLESS STEEL drainer LH** code 1LES91RS



Accessories: 8 17 20 25 40 43 61 62 66

- extra thick stainless steel AISI 304
- bowl with radius "15"
- 34x40x21.5 h cm bowl
- equipment: 3½" basket strainer waste, stainless steel drain cover, perimeter overflow
- tap hole: 1 standard hole  
2nd hole upon request
- 90 cm base unit for bowls
- 84x48 cm cut out

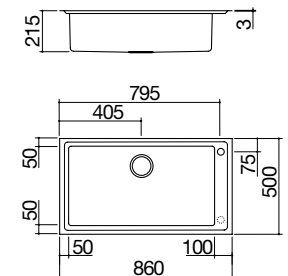


**SATIN STAINLESS STEEL** code 1LES92R



Accessories: 8 17 20 25 40 43 61 62 66 71

- extra thick stainless steel AISI 304
- bowl with radius "15"
- 71x40x21.5 h cm bowl
- equipment: 3½" basket strainer waste, stainless steel drain cover, perimeter overflow
- tap hole: 1 standard hole  
2nd hole upon request
- 90 cm base unit for bowl
- 84x48 cm cut out



**SATIN STAINLESS STEEL**

code 1LES91R

# EASY SINKS

## lowered built-in edge

**86x50 cm built-in Easy Kit sink**  
1 bowl + accessories Kit and tap



**116x50 cm built-in Easy sink**  
1 bowl + drainer



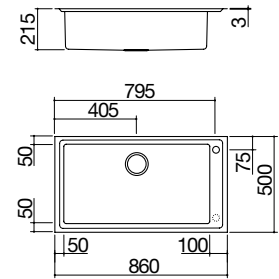
**116x50 cm built-in Easy sink**  
2 bowls + drainer



LEB

Accessories: 8 17 25 40 61 62 66 71

- extra thick stainless steel AISI 304
- bowl with radius "15"
- 71x40x21.5 h cm bowl
- equipment: 3½" basket strainer waste, stainless steel drain cover, perimeter overflow, black HPL chopping board 1TOF26N, stainless steel colander with draining rack 1VSOF, Steel Shower mixer tap 1RUBMSTD
- tap hole: 1 hole as standard, 2nd hole upon request
- 90 cm base unit for bowl
- 84x48 cm cut out



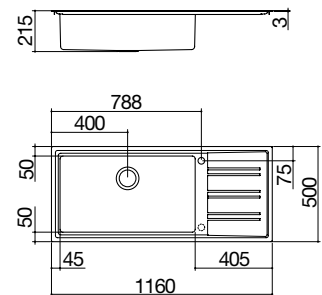
**SATIN STAINLESS STEEL**

code 1LES91RK

LEB NEW

Accessories: 8 17 20 25 40 43 61 62 66 71

- extra thick stainless steel AISI 304
- bowl with radius "15"
- 71x40x21.5 h cm bowl
- equipment: 3½" basket strainer waste, stainless steel drain cover, perimeter overflow
- tap hole: 1 hole as standard, 2nd hole upon request
- 90 cm base unit for bowl
- 114x48 cm cut out



**SATIN STAINLESS STEEL drainer RH**

code 1LES121RD

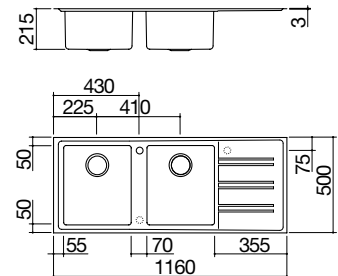
**SATIN STAINLESS STEEL drainer LH**

code 1LES121RS

LEB

Accessories: 8 17 20 25 40 43 61 62 66

- extra thick stainless steel AISI 304
- bowl with radius "15"
- 34x40x21.5 h cm bowl
- equipment: 3½" basket strainer waste, stainless steel drain cover, perimeter overflow
- tap hole: 1 standard hole 2nd and 3rd hole upon request
- 90 cm base unit for bowls
- 114x48 cm cut out




**SATIN STAINLESS STEEL drainer RH**

code 1LES12RD

**SATIN STAINLESS STEEL drainer LH**

code 1LES12RS

Accessories:



8 code 1TOF26




17 code 1VOF



20 code 1VSOF




25 code 1CIVQ




40 code 1CITN



43 code 1TOF26N




61 code 1CIFX



62 code 1VSFX



66 code 1GLN



71 code 1GQRN

**Standard equipment:** fixing clips, seal, space-saver trap with dishwasher connection, cardboard packaging. The mixer tap is not included for sinks codes 1LES91RD, 1LES91RS, 1LES92R, 1LES91R, 1LES121RD, 1LES121RS, 1LES122RD, 1LES122RS.

## B SMART SINKS flat-edge built-in and flush

39x50.5 cm built-in and flush B\_Smart sink  
1 bowl



55x50.5 cm built-in and flush B\_Smart sink  
1 bowl



76x50.5 cm built-in and flush B\_Smart sink  
1 bowl



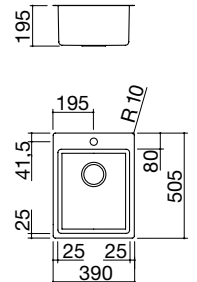
76x50.5 cm built-in and flush B\_Smart Kit sink  
1 bowl + accessories Kit and tap



FEB FT NEW

Accessories: 8 17 20 25 38 40  
43 45 61 62 66

- extra thick stainless steel AISI 304
- bowl with radius "15"
- 34x40x19.5 h cm bowl
- equipment: 3½" basket strainer waste, overflow with perimeter overflow
- tap hole
- 45 cm base unit for bowl
- 37x49 cm cut out flush: see website



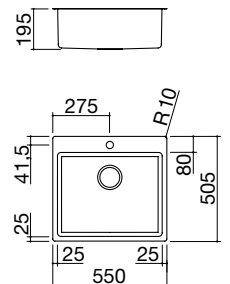
SATIN STAINLESS STEEL

code 1LBS41

FEB FT NEW

Accessories: 8 17 20 25 38 40  
43 45 61 62 66 71

- extra thick stainless steel AISI 304
- bowl with radius "15"
- 50x40x19.5 h cm bowl
- equipment: 3½" basket strainer waste, overflow with perimeter overflow
- tap hole
- 60 cm base unit for bowl
- 53x49 cm cut out flush: see website



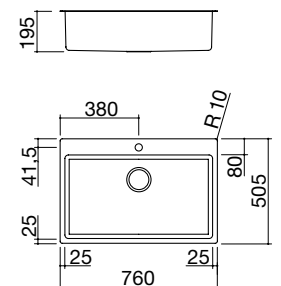
SATIN STAINLESS STEEL

code 1LBS61

FEB FT NEW

Accessories: 8 17 20 25 38 40  
43 45 61 62 66 71

- extra thick stainless steel AISI 304
- bowl with radius "15"
- 71x40x19.5 h cm bowl
- equipment: 3½" basket strainer waste, overflow with perimeter overflow
- tap hole
- 80 cm base unit for bowl
- 74x49 cm cut out flush: see website



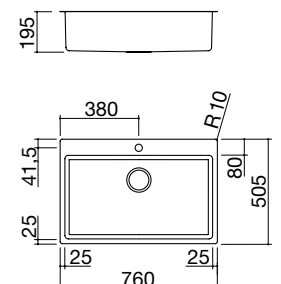
SATIN STAINLESS STEEL

code 1LBS81

FEB FT NEW

Accessories: 8 17 20 25 38 40  
45 61 62 66 71

- extra thick stainless steel AISI 304
- bowl with radius "15"
- 71x40x19.5 h cm bowl
- equipment: 3½" basket strainer waste, perimeter overflow, black HPL chopping board 1TOF26N, Officina Doccia chrome mixer tap 1RUBMOF1C
- tap hole
- 80 cm base unit for bowl
- 74x49 cm cut out flush: see website



SATIN STAINLESS STEEL













code 1LBS81K



## B SMART

Built-in and flush sinks that are very versatile as you can choose them in various sizes and combine them with different kits: from the stainless steel colander with draining rack to the bowl cover with black HPL chopping board, the colander to the multipurpose rack and lots of other accessories that transform the sink into a fully fledged multifunctional worktop.

**Accessories:**

-  **8**  
code 1TOF26
-  **17**  
code 1VOF
-  **20**  
code 1VSOF
-  **25**  
code 1CIVQ
-  **38**  
code 1CPI
-  **40**  
code 1CITN
-  **43**  
code 1TOF26N
-  **45**  
code 1GSPA
-  **61**  
code 1CIFX
-  **62**  
code 1VSFX
-  **66**  
code 1GLN
-  **71**  
code 1GQRN

**Standard equipment:** fixing clips, space-saver trap with dishwasher connection, cardboard packaging. The mixer tap is not included for sinks codes 1LBS41, 1LBS61, 1LBS81.

## B\_OPEN SINKS lowered built-in edge

### 58x51 cm built-in B\_Open sink

1 bowl



### 79x51 cm built-in B\_Open sink

2 bowls



### 79x51 cm built-in B\_Open sink

1 bowl



### 79x51 cm built-in B\_Open Kit sink

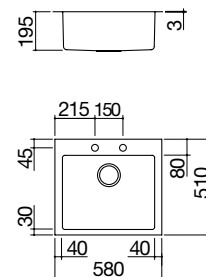
1 bowl + accessories Kit and tap



LEB

Accessories: 8 17 20 25 40 43 45 61 62 66 71

- extra thick stainless steel AISI 304
- bowl with radius "15"
- 50x40x19.5 h cm bowl
- equipment: 3/2" basket strainer waste, pop-up plug, st. steel drain cover flush-top perimeter overflow
- tap hole: 2 standard holes
- 60 cm base unit for bowl
- 56x49 cm cut out



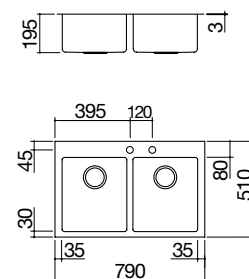
SATIN STAINLESS STEEL

code 1LB061

LEB

Accessories: 8 17 20 25 40 43 45 61 62 66

- extra thick stainless steel AISI 304
- bowl with radius "15"
- 34x40x19.5 h cm bowl
- equipment: 3/2" basket strainer waste, pop-up plug, st. steel drain cover flush-top perimeter overflow
- tap hole: 2 standard holes
- 80 cm base unit for bowls
- 77x49 cm cut out



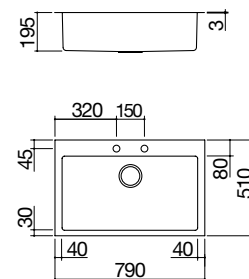
SATIN STAINLESS STEEL

code 1LB082

LEB

Accessories: 8 17 20 25 40 43 45 61 62 66 71

- extra thick stainless steel AISI 304
- bowl with radius "15"
- 71x40x19.5 h cm bowl
- equipment: 3/2" basket strainer waste, pop-up plug, st. steel drain cover flush-top perimeter overflow
- tap hole: 2 standard holes
- 80 cm base unit for bowl
- 77x49 cm cut out



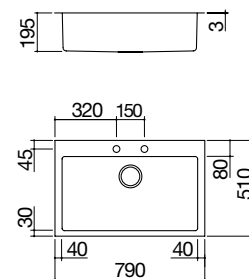
SATIN STAINLESS STEEL

code 1LB081

LEB NEW

Accessories: 8 20 25 40 45 61 62 66 71

- extra thick stainless steel AISI 304
- bowl with radius "15"
- 71x40x19.5 h cm bowl
- equipment: 3/2" basket strainer waste, pop-up plug, stainless steel drain cover, perimeter overflow, stainless steel colander 1VOF, black HPL chopping board 1TOF26N, Steel Doccia mixer tap 1RUBMSTD
- tap hole: 2 standard holes
- 80 cm base unit for bowl
- 77x49 cm cut out



SATIN STAINLESS STEEL

code 1LB08K


# B\_OPEN

B\_Open sinks, defined by an elegant minimalist design, are available in roomy bowls with a radius of "15" and have a stainless steel drain cover and pop-up plug. B\_Open sinks' features show that they are designed for users who inhabit the kitchen with style and practicality.



STAINLESS STEEL  
SINKS AND  
SQUARE BOWLS

## Accessories:



8  
code 1TOF26




17  
code 1VOF



20  
code 1VSOF



25  
code 1CIVQ



40  
code 1CITN




43  
code 1TOF26N



45  
code 1GSPA



61  
code 1CIFX



62  
code 1VSFX



66  
code 1GLN



71  
code 1GQRN

**Standard equipment:** fixing clips, seal, space-saver trap with dishwasher connection, cardboard packaging. The mixer tap is not included for sinks codes 1LBO61, 1LBO82, 1LBO81.

# UNIQUE SINKS

## lowered built-in edge

**58x51 cm built-in Unique sink**  
1 bowl



**79x51 cm built-in Unique sink**  
2 bowls



**79x51 cm built-in Unique sink**  
1 bowl

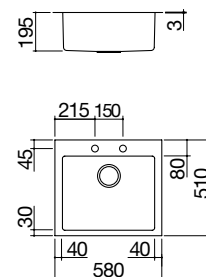


**79x51 cm built-in Unique Kit sink**  
1 bowl + accessories Kit and tap



**LEB** Accessories: 8 17 20 25 40 43 45 61 62 66 71

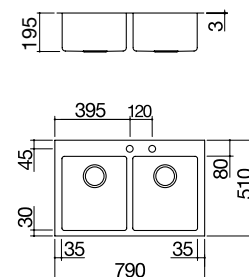
- extra thick stainless steel AISI 304
- bowl with radius "15"
- 50x40x19.5 h cm bowl
- equipment: 3/2" basket strainer waste, pop-up plug, st. steel drain cover flush-top perimeter overflow
- tap hole: 2 standard holes
- 60 cm base unit for bowl
- 56x49 cm cut out



**VINTAGE STAINLESS STEEL** code 1LUN61

**LEB** Accessories: 8 17 20 25 40 43 45 61 62 66

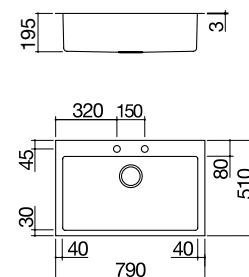
- extra thick stainless steel AISI 304
- bowl with radius "15"
- 34x40x19.5 h cm bowl
- equipment: 3/2" basket strainer waste, pop-up plug, st. steel drain cover flush-top perimeter overflow
- tap hole: 2 standard holes
- 80 cm base unit for bowls
- 77x49 cm cut out



**VINTAGE STAINLESS STEEL** code 1LUN82

**LEB** Accessories: 8 17 20 25 40 43 45 61 62 66 71

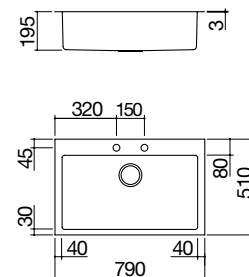
- extra thick stainless steel AISI 304
- bowl with radius "15"
- 71x40x19.5 h cm bowl
- equipment: 3/2" basket strainer waste, pop-up plug, st. steel drain cover flush-top perimeter overflow
- tap hole: 2 standard holes
- 80 cm base unit for bowl
- 77x49 cm cut out



**VINTAGE STAINLESS STEEL** code 1LUN81

**LEB NEW** Accessories: 8 17 20 25 40 61 62 66 71

- extra thick stainless steel AISI 304
- bowl with radius "15"
- 71x40x19.5 h cm bowl
- equipment: 3/2" black basket strainer waste, black Smart pop-up plug, perimeter overflow, black HPL chopping board 1TOF26N, multipurpose rack 1GSPA, Unique Two Doccia mixer tap 1RUBUN2D
- tap hole: 2 standard holes
- 80 cm base unit for bowl
- 77x49 cm cut out



**VINTAGE STAINLESS STEEL** code 1LUN8K




STAINLESS STEEL  
SINKS AND  
SQUARE BOWLS

## UNIQUE

Sinks characterised by the unique treatment of the steel in the Vintage finish, by the beautiful aesthetics of the lines and by an ergonomic design that facilitates fluidity of movement and management of dishwashing.

### Accessories:



**8**  
code 1TOF26




**17**  
code 1VOF



**20**  
code 1VSOF



**25**  
code 1CIVQ



**40**  
code 1CITN




**43**  
code 1TOF26N




**45**  
code 1GSPA



**61**  
code 1CIFX



**62**  
code 1VSFX



**66**  
code 1GLN



**71**  
code 1GQRN

**Standard equipment:** fixing clips, seal, space-saver trap with dishwasher connection, cardboard packaging. The mixer tap is not included for sinks codes 1LUN61, 1LUN82, 1LUN81.



## LAB

---

The minimalist design of Lab sinks makes these bowls especially suitable for accommodating the different types of accessory the sink can be provided with, retaining a strong propensity for hi-tech aesthetics without compromising on the practicality of a versatile, multifunctional worktop.

# LAB SINKS WITH LOWERING

## flat edge built-in, flush and undermounted

57x51 cm built-in, flush and undermounted Lab sink  
1 bowl with lowering



86x51 cm built-in, flush and undermounted Lab sink  
1 bowl with lowering



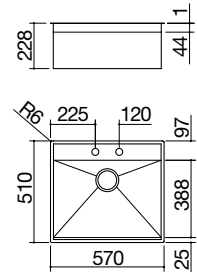
86x51 cm built-in, flush and undermounted Lab Kit sink  
1 bowl with lowering + accessories Kit and tap



FEB FT UM NEW

Accessories: 6 19 71

- extra thick stainless steel AISI 304
- bowl with radius ““0”
- 54x38.8x18.3 h cm bowl
- bowl with lowering for sliding of accessories
- equipment: 3½” basket strainer waste, Smart pop-up plug, stainless steel drain cover, perimeter overflow
- tap hole: 2 standard holes
- base unit for bowls:
  - built-in and flush: 60
  - undermounted: 80
- 56x49 cm cut out  
flush-top and undermounted: see website



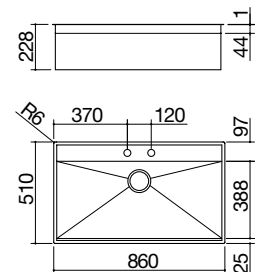
SATIN STAINLESS STEEL

code 1LLB61

FEB FT UM NEW

Accessories: 6 19 67 71

- extra thick stainless steel AISI 304
- bowl with radius ““0”
- 83x38.8x18.3 h cm bowl
- bowl with lowering for sliding of accessories
- equipment: 3½” basket strainer waste, Smart pop-up plug, stainless steel drain cover, perimeter overflow
- tap hole: 2 standard holes
- base unit for bowls:
  - built-in and flush: 90
  - undermounted: 100
- 85x49 cm cut out  
flush-top and undermounted: see website



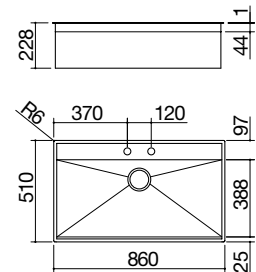
SATIN STAINLESS STEEL

code 1LLB91

FEB FT UM NEW

Accessories: 67 71


- extra thick stainless steel AISI 304
- bowl with radius “0”
- 83x38.8x18.3 h cm bowl
- bowl with lowering for sliding of accessories
- equipment: 3½” basket strainer waste, stainless steel drain cover, perimeter overflow, stainless steel and black HPL multipurpose chopping board 1TBF, stainless steel colander 1VBF, B\_Free telescopic mixer tap with remote control 1RUBMBFA
- tap hole: 2 standard holes
- base unit for bowls:
  - built-in and flush: 90
  - undermounted: 100
- 85x49 cm cut out  
flush-top and undermounted: see website



SATIN STAINLESS STEEL

code 1LLB91K

Accessories:



6  
code 1TBF



19  
code 1VBF



67  
code 1GQN



71  
code 1GQRN

**Standard equipment:** fixing clips, space-saver trap with dishwasher connection, cardboard packaging. The mixer tap is not included for sinks codes 1LLB61, 1LLB91.

## LAB MAT

---

The characteristic Mat finish makes Lab's unmistakable style even more practical when both using and cleaning. The peculiar shape of the sink with its lowering has been designed to make it even easier to insert and slide accessories from the various Kits, transforming Lab into a fully fledged multifunctional work station.



# LAB MAT SINKS WITH LOWERING

## flat edge built-in, flush and undermounted

86x51 cm built-in, flush and undermounted Lab Mat sink  
1 bowl with lowering



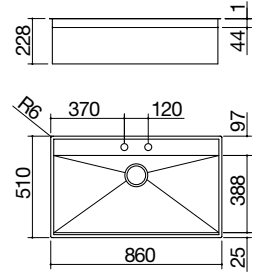
86x51 cm built-in, flush and undermounted Lab Mat sink Kit  
1 bowl with lowering + accessories Kit and tap



FEB FT UM NEW

Accessories: 6 19 67 71

- extra thick stainless steel AISI 304
- bowl with radius "0"
- 83x38.8x18.3 h cm bowl
- bowl with lowering for sliding of accessories
- equipment: 3½" basket strainer waste, Smart pop-up plug, st. steel drain cover
- flush-top perimeter overflow
- tap hole: 2 standard holes
- base unit for bowls:
  - built-in and flush: 90
  - undermounted: 100
- 85x49 cm cut out
- flush-top and undermounted: see website



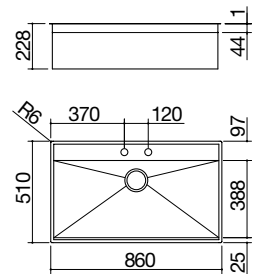
MAT STAINLESS STEEL

code 1LLBM91

FEB FT UM NEW

Accessories: 67 71


- extra thick stainless steel AISI 304
- bowl with radius "0"
- 83x38.8x18.3 h cm bowl
- bowl with lowering for sliding of accessories
- equipment: 3½" black basket strainer waste, black Smart pop-up plug, perimeter overflow, stainless steel and black HPL multipurpose chopping board 1TBF, stainless steel colander 1VBF, black Evo Shower mixer tap 1RUBEVDK
- tap hole: 2 standard holes
- base unit for bowls:
  - built-in and flush: 90
  - undermounted: 100 cm
- 85x49 cm cut out
- flush-top and undermounted: see website



MAT STAINLESS STEEL

code 1LLBM91K

Accessories:



6

code 1TBF




19

code 1VBF



67

code 1GQN



71

code 1GQRN

**Standard equipment:** fixing clips, space-saver trap with dishwasher connection, cardboard packaging. The mixer tap is not included for sink code 1LLBM91.



STAINLESS STEEL SINKS AND SQUARE BOWLS



## LAB COVER

---

The exclusive Lab sink is both elegant and practical in its design, featuring a bowl with radius "0" and a balanced, removable flush-fitting cover. The sink comes with a telescopic tap which is extremely functional.

# LAB COVER SINKS

## flat-edge built-in and flush

**57x51 cm built-in and flush Lab Cover sink**  
1 bowl with cover + tap



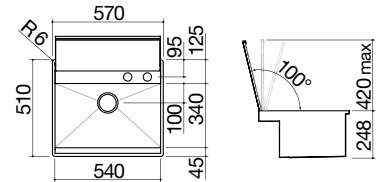
**86x51 cm built-in and flush Lab Cover sink**  
1 bowl with cover + tap



FEB FT

Accessories: 38 71

- extra thick stainless steel AISI 304
- bowl with radius "“0”"
- 54x34x18.3 h cm bowl
- balanced, removable, stainless steel cover with manual opening
- equipment: 3½" basket strainer waste, perimeter overflow, B\_Free telescopic mixer tap with remote control 1RUBMBFA
- tap hole: 2 standard holes
- 60 cm base unit for bowls
- 56x49 cm cut out flush: see website



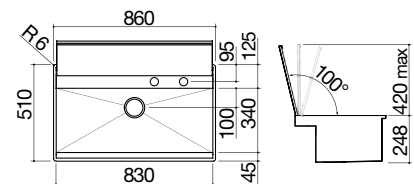
**SATIN STAINLESS STEEL**

code 1LLB60

FEB FT

Accessories: 38 71

- extra thick stainless steel AISI 304
- bowl with radius "“0”"
- 83x34x18.3 h cm bowl
- balanced, removable, stainless steel cover with manual opening
- equipment: 3½" basket strainer waste, perimeter overflow, B\_Free telescopic mixer tap with remote control 1RUBMBFA
- tap hole: 2 standard holes
- 90 cm base unit for bowls
- 85x49 cm cut out flush: see website



**SATIN STAINLESS STEEL**

code 1LLB90

**Accessories:**



38

code 1CPI



71

code 1GQRN

**Standard equipment:** fixing clips, space-saver trap with dishwasher connection, cardboard packaging.

FEB

FT





## B\_FREE

---

B\_Free sinks come with a drain cover and perimeter overflow, available with a radius “0” around the edges and “12” at the bottom of the bowl, to facilitate cleaning without affecting the purity of the design. B\_Free sinks are the classic example arising from the union of aesthetics and functionality.

## B\_FREE SINKS square edge built-in


### 86x51 cm built-in B\_Free sink

1 bowl with lowering



### 86x51 cm built-in B\_Free Kit sink

1 bowl with lowering + accessories Kit and tap



### Multipurpose chopping board

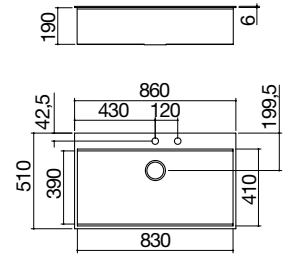


The range of accessories enhances the functionality of B\_Free sinks. These include the innovative multipurpose stainless steel and black HPL chopping board that also serves as a bowl cover and drainer.

SQEB NEW

Accessories: 6 19 71

- extra thick stainless steel AISI 304
- bowl with radius "0" vertical wall edges
- bowl with radius "12" bottom edges
- 83x39x19 h cm bowl
- bowl with lowering for sliding of accessories
- equipment: 3½" basket strainer waste, stainless steel drain cover, pop-up plug, perimeter overflow
- tap hole: 2 standard holes
- 90 cm base unit for bowl
- 84x49 cm cut out



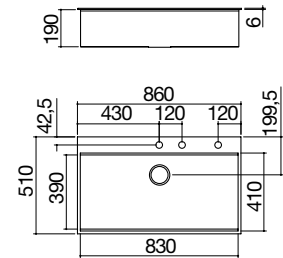
SATIN STAINLESS STEEL

code 1LBF9

SQEB NEW

Accessories: 71


- extra thick stainless steel AISI 304
- bowl with radius "0" vertical wall edges
- bowl with radius "12" bottom edges
- 83x39x19 h cm bowl
- bowl with lowering for sliding of accessories
- equipment: 3½" basket strainer waste, stainless steel drain cover, perimeter overflow, stainless steel and black HPL multipurpose chopping board 1TBF, stainless steel colander 1VBF, B\_Free Kit mixer tap with remote control and pull-out spray head 1RUBMBFRK
- tap hole: 3 standard holes
- 90 cm base unit for bowl
- 84x49 cm cut out



SATIN STAINLESS STEEL

code 1LBF9K

Accessories:



6

code 1TBF



19

code 1VBF



71

code 1GQRN

**Standard equipment:** fixing clips, seal, space-saver trap with dishwasher connection, cardboard packaging. The mixer tap is not included for sink code 1LBF9.

SQEB





## B\_FAST

---

The B\_Fast sinks, with the functional drainer and perimeter overflow, are available in various sizes and versions, each of which suits specific requirements in the kitchen.

# B\_FAST SINKS

## lowered built-in edge

**79x50 cm built-in B\_Fast sink**  
1 bowl + drainer



**79x50 cm built-in B\_Fast sink**  
2 bowls



**86x50 cm built-in B\_Fast sink**  
1 bowl + drainer



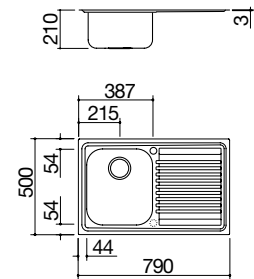
**86x50 cm built-in B\_Fast sink**  
2 bowls



**LEB**

**Accessories:** 3 5 12 14 24 38

- stainless steel AISI 304
- 34x39x21 h cm bowl
- equipment: 3½" basket strainer waste, overflow with perimeter overflow
- tap hole: 1 hole as standard, 2nd hole upon request
- 45 cm base unit for bowl
- 77x48 cm cut out



**SATIN STAINLESS STEEL drainer RH**

code 1LFS81D

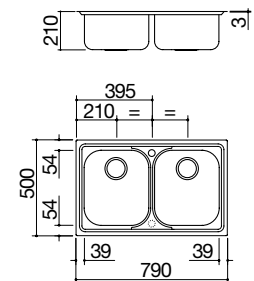
**SATIN STAINLESS STEEL drainer LH**

code 1LFS81S

**LEB**

**Accessories:** 3 5 12 14 24 38

- stainless steel AISI 304
- 34x39x21 h cm bowl
- equipment: 3½" basket strainer waste, overflow with perimeter overflow
- tap hole: 1 standard hole 2nd hole upon request
- 80 cm base unit for bowls
- 77x48 cm cut out



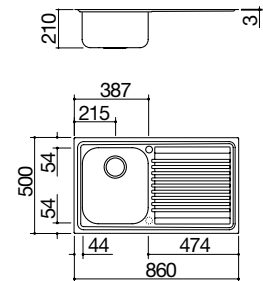
**SATIN STAINLESS STEEL**

code 1LFS82

**LEB**

**Accessories:** 3 5 12 14 24 38

- stainless steel AISI 304
- 34x39x21 h cm bowl
- equipment: 3½" basket strainer waste, overflow with perimeter overflow
- tap hole: 1 standard hole 2nd hole upon request
- 45 cm base unit for bowl
- 84x48 cm cut out



**SATIN STAINLESS STEEL drainer RH**

code 1LFS91D

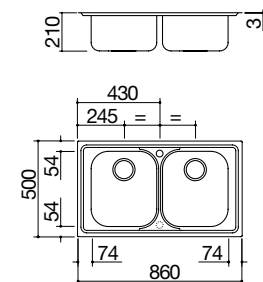
**SATIN STAINLESS STEEL drainer LH**

code 1LFS91S

**LEB**

**Accessories:** 3 5 12 14 24 38

- stainless steel AISI 304
- 34x39x21 h cm bowl
- equipment: 3½" basket strainer waste, overflow with perimeter overflow
- tap hole: 1 standard hole 2nd hole upon request
- 90 cm base unit for bowls
- 84x48 cm cut out



**SATIN STAINLESS STEEL**

code 1LFS92

STAINLESS STEEL  
SINKS AND  
SQUARE BOWLS

## B\_FAST SINKS lowered built-in edge

100x50 cm built-in B\_Fast sink  
1 bowl + drainer




116x50 cm built-in B\_Fast sink  
2 bowls + drainer



## B\_FAST SINKS standard edge built-in

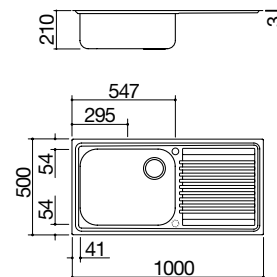
83x83 cm built-in B\_Fast sink  
2 corner bowls + drainer



LEB

Accessories: 11 38

- stainless steel AISI 304
- 50x40x21h cm bowl
- equipment: 3½" basket strainer waste, overflow with perimeter overflow
- tap hole: 1 standard hole  
2nd hole upon request
- 60 cm base unit for bowl
- 98x48 cm cut out



SATIN STAINLESS STEEL drainer RH

code 1LFS10D

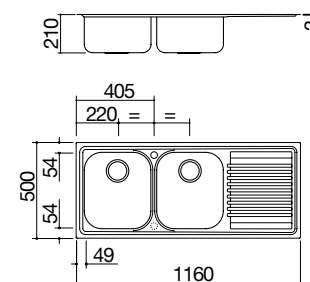
SATIN STAINLESS STEEL drainer LH

code 1LFS10S

LEB

Accessories: 3 5 12 14 24 38

- stainless steel AISI 304
- 34x39x21 h cm bowl
- equipment: 3½" basket strainer waste, overflow with perimeter overflow
- tap hole: 1 standard hole  
2nd hole upon request
- 80 cm base unit for bowls
- 114x48 cm cut out



SATIN STAINLESS STEEL drainer RH

code 1LFS12D

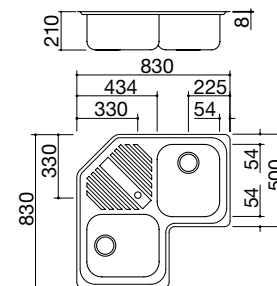
SATIN STAINLESS STEEL drainer LH

code 1LFS12S

SEB

Accessories: 3 5 12 14 24 38

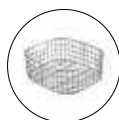
- stainless steel AISI 304
- 34x39x21 h cm bowl
- equipment: 3½" basket strainer waste, overflow with perimeter overflow
- tap hole: 1 standard hole
- 90x90 cm base unit for bowls
- built-in: see website



SATIN STAINLESS STEEL

code 1LFS82A

### Accessories:



3

code 1CREI



5

code 1CREIM



11

code 1TRES




12

code 1TRE



14

code 1TREP



24

code 1CI91



38

code 1CPI

**Standard equipment:** fixing clips, seal, space-saver trap with dishwasher connection, cardboard packaging. The mixer tap is not included.



STAINLESS STEEL  
SINKS AND  
SQUARE BOWLS

## B\_LEVEL SINKS lowered built-in edge

**86x50 cm built-in B\_Level sink**  
1 bowl + drainer



**86x50 cm built-in B\_Level sink**  
2 bowls



**100x50 cm built-in B\_Level sink**  
1 and a half bowl + drainer

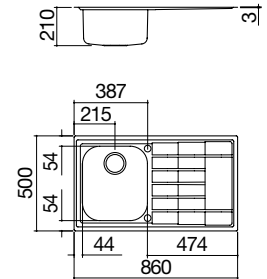


**116x50 cm built-in B\_Level sink**  
2 bowls + drainer



Accessories: 3 5 12 14 24

- extra thick stainless steel AISI 304
- 34x39x21 h cm bowl
- equipment: 3½" basket strainer waste, overflow
- tap hole: 2 standard holes
- 45 cm base unit for bowl
- 84x48 cm cut out



**SATIN STAINLESS STEEL drainer RH**

code 1LLV90/1D

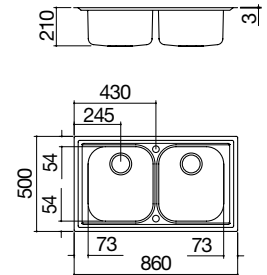
**SATIN STAINLESS STEEL drainer LH**

code 1LLV90/1S



Accessories: 3 5 12 14 24

- extra thick stainless steel AISI 304
- 34x39x21 h cm bowl
- equipment: 3½" basket strainer waste, overflow
- tap hole: 2 standard holes
- 90 cm base unit for bowls
- 84x48 cm cut out



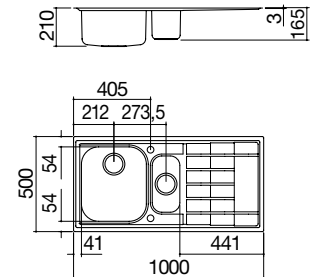
**SATIN STAINLESS STEEL**

code 1LLV90/2



Accessories: 3 5 12 13 14 24

- extra thick stainless steel AISI 304
- 34x39x21 h and 15x30x16.5 h cm bowls
- equipment: 3½" basket strainer waste, overflow
- tap hole: 2 standard holes
- 60 cm base unit for bowls
- 98x48 cm cut out



**SATIN STAINLESS STEEL drainer RH**

code 1LLV100/D

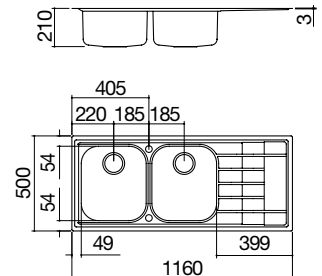
**SATIN STAINLESS STEEL drainer LH**

code 1LLV100/S



Accessories: 3 5 12 14 24

- extra thick stainless steel AISI 304
- 34x39x21 h cm bowl
- equipment: 3½" basket strainer waste, overflow
- tap hole: 2 standard holes
- 80 cm base unit for bowls
- 114x48 cm cut out



**SATIN STAINLESS STEEL drainer RH**

code 1LLV120/2D

**SATIN STAINLESS STEEL drainer LH**

code 1LLV120/2S

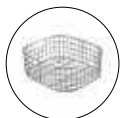
## B\_LEVEL

---

B\_Level sinks stand out for their functionality and versatility combined with their immediately recognisable design.

STAINLESS STEEL  
SINKS AND  
SQUARE BOWLS

### Accessories:



3  
code 1CREI



5  
code 1CREIM



12  
code 1TRE



13  
code 1TREPM



14  
code 1TREP



24  
code 1CI91

**Standard equipment:** fixing clips, seal, space-saver trap with dishwasher connection, cardboard packaging.  
The mixer tap is not included.



## SELECT

Select is a complete range of sinks, available to the user in a number of shapes and sizes, characterised by its unusual texture with circular patterns. A very advanced design, for a consumer looking for exclusive details.

### SELECT SINKS lowered built-in edge

58.5x50 cm built-in Select sink  
1 bowl

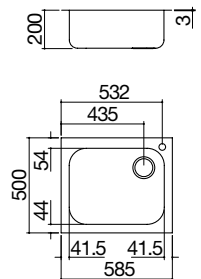


58.5x50 cm built-in Select sink  
1 bowl and a half



Accessories: 11 38

- extra thick stainless steel AISI 304
- 50x40x20 h cm bowl
- equipment: 3½" basket strainer waste, overflow
- tap hole: 1 standard hole
- 60 cm base unit for bowl
- 56x48 cm cut out



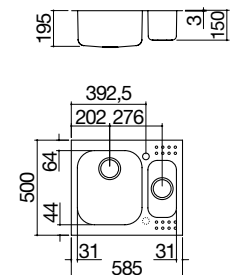
SATIN STAINLESS STEEL

code 11S6060/1



Accessories: 3 5 12 13 14 24 38

- extra thick stainless steel AISI 304
- 34x39x19.5 h and 15x30x15 h cm bowls
- equipment: 3½" basket strainer waste, verflow
- tap hole: 1 standard hole  
2nd hole upon request
- 60 cm base unit for bowls
- 56x48 cm cut out



SATIN STAINLESS STEEL

code 11S6060

# SELECT SINKS

## lowered cut out edge

**86x50 cm built-in Select sink**  
1 bowl + supporting surface



**86x50 cm built-in Select sink**  
2 bowls

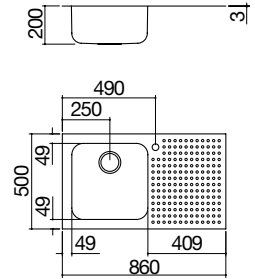


**116x50 cm built-in Select sink**  
2 bowls + supporting surface



Accessories: **11 38**

- extra thick stainless steel AISI 304
- 40x40x20 h cm bowl
- equipment: 3½" basket strainer waste, overflow
- tap hole: 1 standard hole
- 60 cm base unit for bowl
- 84x48 cm cut out



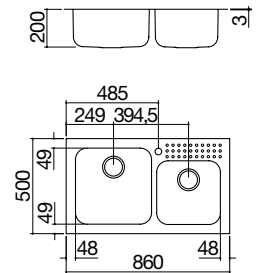
**SATIN STAINLESS STEEL supporting surface RH** code 11S9060/1D

**SATIN STAINLESS STEEL supporting surface LH** code 11S9060/1S



Accessories: **2 11 23 38**

- extra thick stainless steel AISI 304
- 40x40x20 h and 33x33x20 h cm bowls
- equipment: 3½" basket strainer waste, overflow
- tap hole: 1 standard hole
- 90 cm base unit for bowls
- 84x48 cm cut out



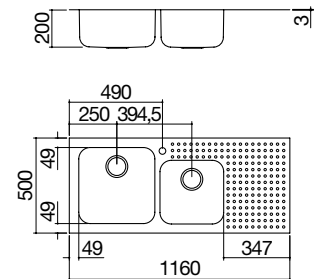
**SATIN STAINLESS STEEL**

code 11S9060/2



Accessories: **2 11 23 38**

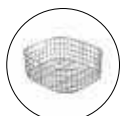
- extra thick stainless steel AISI 304
- 40x40x20 h and 33x33x20 h cm bowls
- equipment: 3½" basket strainer waste, overflow
- tap hole: 1 standard hole
- 90 cm base unit for bowls
- 114x48 cm cut out



**SATIN STAINLESS STEEL supporting surface RH** code 11S12060/2D

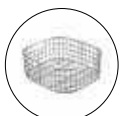
**SATIN STAINLESS STEEL supporting surface LH** code 11S12060/2S

### Accessories:



**2**

code 1CQI



**3**

code 1CREI



**5**

code 1CREIM



**11**

code 1TRES



**12**

code 1TRE




**13**

code 1TREP



**14**

code 1TREP



**23**

code 1CI33



**24**

code 1CI91



**38**

code 1CPI

**Standard equipment:** fixing clips, seal, space-saver trap with dishwasher connection, cardboard packaging. The mixer tap is not included.



## STAINLESS STEEL SQUARE BOWLS

---

Barazza offers a huge range of modular square bowls scrupulously made of stainless steel and in different finishes, all of a high aesthetic and functional value. The square bowls are available in a number of versions so that they can be easily matched with all of Barazza's products.



STAINLESS STEEL  
SINKS AND  
SQUARE BOWLS



## FLEXI BOWLS R. "0"

---

Simple and minimalist, this bowl offers infinite possibilities thanks to its increased depth of 46 cm and the lowered edge which makes it easy for accessories to slide into place: practicality and elegance merge into one.

# FLEXI SQUARE BOWLS R. "0" flat-edge built-in and flush

**80x46 cm Flexi Square bowl R. "0"**  
built-in and flush, 1 bowl with lowering



**80x46 cm Flexi Vintage square bowl R. "0"**  
built-in and flush, 1 bowl with lowering

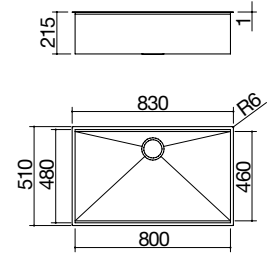


Flexi bowls can be enhanced with an exclusive kit that includes Smart pop-up plug, basket strainer waste and perimeter overflow, all in an elegant black finish.

FEB FT

Accessories: 18 21 44 63 64 65 67

- extra thick stainless steel AISI 304
- 80x46x21.5 h cm bowl
- bowl with lowering for sliding of accessories
- equipment: 3½" basket strainer waste, stainless steel drain cover, perimeter overflow
- 90 cm base unit for bowl
- 81x49 cm cut out flush: see website



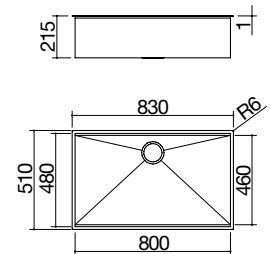
SATIN STAINLESS STEEL

code 1QA8411

FEB FT

Accessories: 18 21 44 63 64 65 67


- extra thick stainless steel AISI 304
- 80x46x21.5 h cm bowl
- bowl with lowering for sliding of accessories
- equipment: 3½" basket strainer waste, stainless steel drain cover, perimeter overflow
- 90 cm base unit for bowl
- 81x49 cm cut out flush: see website



VINTAGE STAINLESS STEEL

code 1QA8411V

Accessories:




18  
code 1VLB



21  
code 1VSLB



44  
code 1TGSL




63  
code 1VSVQ



64  
code 1SPSI



65  
code 1SPSN



67  
code 1GQN

**Standard equipment:** fixing clips, space-saver trap with dishwasher connection, cardboard packaging. The mixer tap is not included.

## SQUARE BOWLS R. "15"

---

Functional and ergonomic Square Bowls with R. "15" are very easy to clean whilst not compromising on design and feature a perimeter overflow.



# SQUARE BOWLS R. "15" flat edge built-in, flush and undermounted

**18x40 cm Square bowl R. "15"**  
built-in, flush and undermounted



**34x40 cm Square bowl R. "15"**  
built-in, flush and undermounted



**40x40 cm Square bowl R. "15"**  
built-in, flush and undermounted



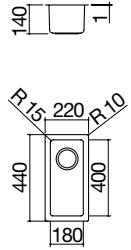
**45x40 cm Square bowl R. "15"**  
built-in, flush and undermounted



FEB FT UM

Accessories: 17 38 54 64 65

- extra thick stainless steel AISI 304
- 18x40x14 h cm bowl
- equipment: 3½" basket strainer waste, overflow with perimeter overflow
- base unit for bowls:
  - built-in and flush: 30 cm
  - undermounted: 40 cm
- 20x42 cm cut out + notch for overflow  
flush-top and undermounted: see website



**SATIN STAINLESS STEEL built-in and flush** code 1X1840I

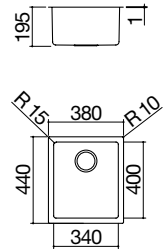
**SATIN STAINLESS STEEL undermounted** code 1X1840S

FEB FT UM

Accessories: 8 17 20 25 38 40 43 45

54 61 62 64 65 66

- extra thick stainless steel AISI 304
- 34x40x19.5 h cm bowl
- equipment: 3½" basket strainer waste, overflow with perimeter overflow
- base unit for bowls:
  - built-in and flush: 45 cm
  - undermounted: 50 cm
- 36x42 cm cut out + notch for overflow  
flush-top and undermounted: see website



**SATIN STAINLESS STEEL built-in and flush** code 1X3440I

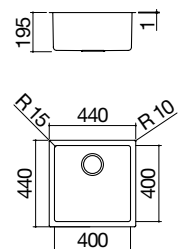
**SATIN STAINLESS STEEL undermounted** code 1X3440S

FEB FT UM

Accessories: 8 17 20 25 38 40 43 45

54 61 62 64 65 66 71

- extra thick stainless steel AISI 304
- 40x40x19.5 h cm bowl
- equipment: 3½" basket strainer waste, overflow with perimeter overflow
- base unit for bowls:
  - built-in and flush: 50 cm
  - undermounted: 60 cm
- 42x42 cm cut out + notch for overflow  
flush-top and undermounted: see website



**SATIN STAINLESS STEEL built-in and flush** code 1X4040I

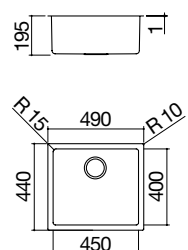
**SATIN STAINLESS STEEL undermounted** code 1X4040S

FEB FT UM

Accessories: 8 17 20 25 38 40 43 45

54 61 62 64 65 66 71

- extra thick stainless steel AISI 304
- 45x40x19.5 h cm bowl
- equipment: 3½" basket strainer waste, overflow with perimeter overflow
- base unit for bowls:
  - built-in and flush: 60 cm
  - undermounted: 60 cm
- 47x42 cm cut out + notch for overflow  
flush-top and undermounted: see website



**SATIN STAINLESS STEEL built-in and flush** code 1X4540I

**SATIN STAINLESS STEEL undermounted** code 1X4540S

# SQUARE BOWLS R. "15" flat edge built-in, flush and undermounted

50x40 cm Square bowl R. "15"  
built-in, flush and undermounted



58.5x44 cm Double Square bowl R "15"  
built-in, flush and undermounted



71x40 cm Square bowl R. "15"  
built-in, flush and undermounted

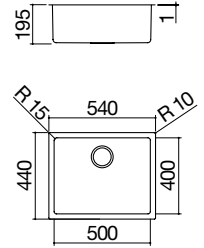


75x44 cm Double Square bowl R "15"  
built-in, flush and undermounted



**FEB** **FT** **UM** Accessories: 8 17 20 25 38 40 43 45  
54 61 62 64 65 66 71

- extra thick stainless steel AISI 304
- 50x40x19.5 h cm bowl
- equipment: 3½" basket strainer waste, overflow with perimeter overflow
- base unit for bowls:
  - built-in and flush: 60 cm
  - undermounted: 80 cm
- 52x42 cm cut out + notch for overflow  
flush-top and undermounted: see website

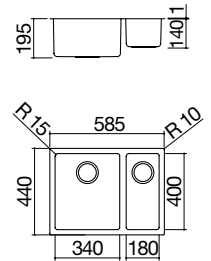


**SATIN STAINLESS STEEL built-in and flush** code 1X5040I

**SATIN STAINLESS STEEL undermounted** code 1X5040S

**FEB** **FT** **UM** Accessories: 8 17 20 25 38 40 43 45  
54 61 62 64 65 66

- extra thick stainless steel AISI 304
- 34x40x19.5 h and 18x40x14 h cm bowls
- equipment: 3½" basket strainer waste, overflow with perimeter overflow
- base unit for bowls:
  - built-in and flush: 60 cm
  - undermounted: 80 cm
- 56.5x42 cm cut out + notch for overflow  
flush-top and undermounted: see website

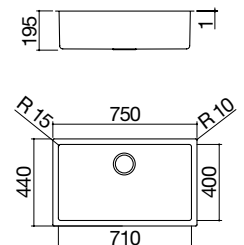


**SATIN STAINLESS STEEL built-in and flush** code 1X642I

**SATIN STAINLESS STEEL undermounted** code 1X642S

**FEB** **FT** **UM** Accessories: 8 17 20 25 38 40 43 45  
54 61 62 64 65 66 71

- extra thick stainless steel AISI 304
- 71x40x19.5 h cm bowl
- equipment: 3½" basket strainer waste, overflow with perimeter overflow
- base unit for bowls:
  - built-in and flush: 80 cm
  - undermounted: 90 cm
- 73x42 cm cut out + notch for overflow  
flush-top and undermounted: see website

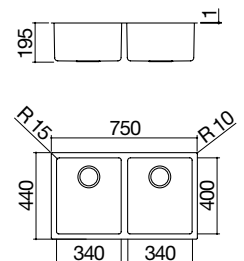


**SATIN STAINLESS STEEL built-in and flush** code 1X7040I

**SATIN STAINLESS STEEL undermounted** code 1X7040S

**FEB** **FT** **UM** Accessories: 8 17 20 25 38 40 43 45  
54 61 62 64 65 66

- extra thick stainless steel AISI 304
- 34x40x19.5 h cm bowl
- equipment: 3½" basket strainer waste, overflow with perimeter overflow
- base unit for bowls:
  - built-in and flush: 80 cm
  - undermounted: 90 cm
- built-in: 73x42 cm + notch for overflow  
flush-top and undermounted: see website


















**SATIN STAINLESS STEEL built-in and flush** code 1X842I

**SATIN STAINLESS STEEL undermounted** code 1X842S



STAINLESS STEEL  
SINKS AND  
SQUARE BOWLS

**Accessories:**

- |                                                                                                             |                                                                                                               |                                                                                                             |                                                                                                              |                                                                                                               |
|-------------------------------------------------------------------------------------------------------------|---------------------------------------------------------------------------------------------------------------|-------------------------------------------------------------------------------------------------------------|--------------------------------------------------------------------------------------------------------------|---------------------------------------------------------------------------------------------------------------|
|  <b>8</b><br>code 1TOF26 |  <b>17</b><br>code 1VOF    |  <b>20</b><br>code 1VSOF |  <b>25</b><br>code 1CIVQ |  <b>38</b><br>code 1CPI  |
|  <b>40</b><br>code 1CITN |  <b>43</b><br>code 1TOF26N |  <b>45</b><br>code 1GSPA |  <b>54</b><br>code 1SPR  |  <b>61</b><br>code 1CIFX |
|  <b>62</b><br>code 1VSFX |  <b>64</b><br>code 1SPSI   |  <b>65</b><br>code 1SPSN |  <b>66</b><br>code 1GLN  |  <b>71</b><br>code 1GQRN |

**Standard equipment:** fixing clips, space-saver trap with dishwasher connection, cardboard packaging. The mixer tap is not included.

# VINTAGE SQUARE BOWLS R. "15"

## flat edge built-in, flush and undermounted

**34x40 cm Vintage square bowl R. "15"**  
built-in, flush and undermounted



**50x40 cm Vintage square bowl R. "15"**  
built-in, flush and undermounted



**71x40 cm Vintage square bowl R. "15"**  
built-in, flush and undermounted

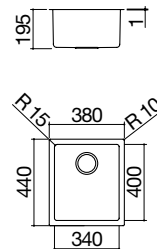


**71x40 cm Vintage square bowl R. "15"**  
built-in and flush, 1 bowl + accessories Kit and tap



**FEB FT UM Accessories: 8 17 20 25 38 40 43 45**  
**NEW** 54 61 62 64 65 66

- extra thick stainless steel AISI 304
- 34x40x19.5 h cm bowl
- equipment: 3½" basket strainer waste, overflow with perimeter overflow
- base unit for bowls:
  - built-in and flush: 45 cm
  - undermounted: 50 cm
- 36x42 cm cut out + notch for overflow  
flush-top and undermounted: see website

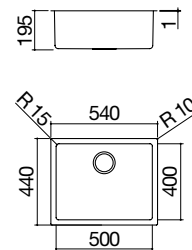


### VINTAGE STAINLESS STEEL

code 1X34V

**FEB FT UM Accessories: 8 17 20 25 38 40 43 45**  
**NEW** 54 61 62 64 65 66 71

- extra thick stainless steel AISI 304
- 50x40x19.5 h cm bowl
- equipment: 3½" basket strainer waste, overflow with perimeter overflow
- base unit for bowls:
  - built-in and flush: 60 cm
  - undermounted: 80 cm
- 52x42 cm cut out + notch for overflow  
flush-top and undermounted: see website

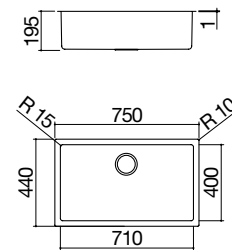


### VINTAGE STAINLESS STEEL

code 1X50V

**FEB FT UM Accessories: 8 17 20 25 38 40 43 45**  
**NEW** 54 61 62 64 65 66 71

- extra thick stainless steel AISI 304
- 71x40x19.5 h cm bowl
- equipment: 3½" basket strainer waste, overflow with perimeter overflow
- base unit for bowls:
  - built-in and flush: 80 cm
  - undermounted: 90 cm
- 73x42 cm cut out + notch for overflow  
flush-top and undermounted: see website

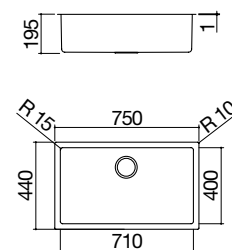


### VINTAGE STAINLESS STEEL

code 1X70V

**FEB FT UM Accessories: 8 17 20 25 38 40 43 45**  
**NEW** 54 61 62 64 65 66 71

- extra thick stainless steel AISI 304
- 71x40x19.5 h cm bowl
- equipment: 3½" waste, perimeter overflow, black HPL chopping board 1TOF26N, multipurpose rack 1GSPA, Unique Two Doccia mixer tap 1RUBUN2D
- 80 cm base unit for bowl
- 73x42 cm cut out + notch for overflow  
flush-top and undermounted: see website



### VINTAGE STAINLESS STEEL

code 1X70VK


# R. "15" VINTAGE SQUARE BOWLS

All the functionalities of Square Bowls R. "15" with a sophisticated Vintage finish that gives the material a new essence and unprecedented practicality. Easier to clean, less sensitive in use, Vintage steel provides a new setting for work tasks in the kitchen.



STAINLESS STEEL  
SINKS AND  
SQUARE BOWLS

## Accessories:




8  
code 1TOF26



17  
code 1VOF




20  
code 1VSOF



25  
code 1CIVQ



38  
code 1CPI



40  
code 1CITN



43  
code 1TOF26N




45  
code 1GSPA



54  
code 1SPR



61  
code 1CIFX



62  
code 1VSFX



64  
code 1SPSI



65  
code 1SPSN



66  
code 1GLN



71  
code 1GQRN

**Standard equipment:** fixing clips, space-saver trap with dishwasher connection, cardboard packaging. The mixer tap is not included for bowls codes 1X34V, 1X50V, 1X70V.

# SQUARE BOWLS R. "12"

## flat edge built-in, flush and undermounted

**34x40 cm Square bowl R. "12"**  
built-in, flush and undermounted



**40x40 cm Square bowl R. "12"**  
built-in, flush and undermounted



**50x40 cm Square bowl R. "12"**  
built-in, flush and undermounted

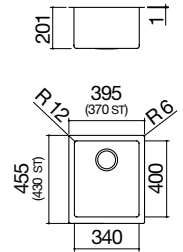


**70x40 cm Square bowl R. "12"**  
built-in, flush and undermounted



**FEB FT UM Accessories: 8 17 20 25 40 43 45 54**  
**NEW 61 62 64 65 66 71**

- extra thick stainless steel AISI 304
- 34x40x20 h cm bowl
- equipment: 3½" basket strainer waste, stainless steel drain cover, perimeter overflow
- base unit for bowls:
  - built-in and flush: 45 cm
  - undermounted: 50 cm
- 37.5x43.7 cm cut out  
flush-top and undermounted: see website

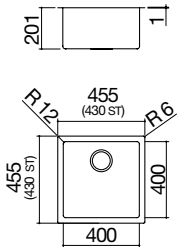


**SATIN STAINLESS STEEL built-in and flush** code **1QR34I**

**SATIN STAINLESS STEEL undermounted** code **1QR34S**

**FEB FT UM Accessories: 8 17 20 25 40 43 45 54**  
**NEW 61 62 64 65 66 71**

- extra thick stainless steel AISI 304
- 40x40x20 h cm bowl
- equipment: 3½" basket strainer waste, stainless steel drain cover, perimeter overflow
- base unit for bowls:
  - built-in and flush: 50 cm
  - undermounted: 60 cm
- 43.5x43.7 cm cut out  
flush-top and undermounted: see website

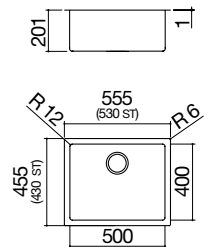


**SATIN STAINLESS STEEL built-in and flush** code **1QR40I**

**SATIN STAINLESS STEEL undermounted** code **1QR40S**

**FEB FT UM Accessories: 8 17 20 25 40 43 45 54**  
**NEW 61 62 64 65 66 71**

- extra thick stainless steel AISI 304
- 50x40x20 h cm bowl
- equipment: 3½" basket strainer waste, stainless steel drain cover, perimeter overflow
- base unit for bowls:
  - built-in and flush: 60 cm
  - undermounted: 80 cm
- 53.5x43.7 cm cut out  
flush-top and undermounted: see website

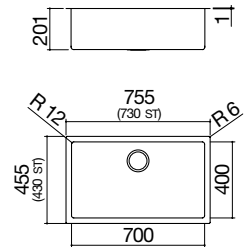


**SATIN STAINLESS STEEL built-in and flush** code **1QR50I**

**SATIN STAINLESS STEEL undermounted** code **1QR50S**

**FEB FT UM Accessories: 8 17 20 25 40 43 45 54**  
**NEW 61 62 64 65 66 71**

- extra thick stainless steel AISI 304
- 70x40x20 h cm bowl
- equipment: 3½" basket strainer waste, stainless steel drain cover, perimeter overflow
- base unit for bowls:
  - built-in and flush: 80 cm
  - undermounted: 90 cm
- 73.5x43.7 cm cut out  
flush-top and undermounted: see website



**SATIN STAINLESS STEEL built-in and flush** code **1QR70I**

**SATIN STAINLESS STEEL undermounted** code **1QR70S**

# SQUARE BOWLS R. "12"

The R. "12" Square Bowls, with high aesthetic are available to be built-in, flush or undermounted. They are equipped with a drain cover and perimeter overflow and are the perfect combination of practicality and style in the kitchen.



STAINLESS STEEL SINKS AND SQUARE BOWLS


## Accessories:

- |                                                                                                               |                                                                                                             |                                                                                                             |                                                                                                              |                                                                                                               |
|---------------------------------------------------------------------------------------------------------------|-------------------------------------------------------------------------------------------------------------|-------------------------------------------------------------------------------------------------------------|--------------------------------------------------------------------------------------------------------------|---------------------------------------------------------------------------------------------------------------|
|  <b>8</b><br>code 1TOF26   |  <b>17</b><br>code 1VOF  |  <b>20</b><br>code 1VSOF |  <b>25</b><br>code 1CIVQ |  <b>40</b><br>code 1CITN |
|  <b>43</b><br>code 1TOF26N |  <b>45</b><br>code 1GSPA |  <b>54</b><br>code 1SPR  |  <b>61</b><br>code 1CIFX |  <b>62</b><br>code 1VSFX |
|  <b>64</b><br>code 1SPSI   |  <b>65</b><br>code 1SPSN |  <b>66</b><br>code 1GLN  |  <b>71</b><br>code 1GQRN |                                                                                                               |

**Standard equipment:** fixing clips, space-saver trap with dishwasher connection, cardboard packaging. The mixer tap is not included.

# SQUARE BOWLS R. "12" KIT flat-edge built-in and flush

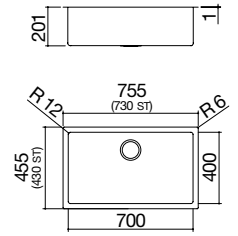
70x40 cm Square bowl R. "12" Kit  
built-in and flush, 1 bowl + accessories Kit and tap



FEB FT NEW


Accessories: 8 17 20 25 40 54 61  
62 64 65 66 71

- extra thick stainless steel AISI 304
- 70x40x20 h cm bowl
- equipment: 3½" basket strainer waste, stainless steel drain cover, perimeter overflow, black HPL chopping board 1TOF26N, multipurpose rack 1GSPA, Kit Top mixer tap with remote control and pull-spray head 1RUBMRKT
- 80 cm base unit for bowl
- 73.5x43.7 cm cut out flush: see website




SATIN STAINLESS STEEL built-in and flush code 1QR70IK

## Accessories:




8  
code 1TOF26




17  
code 1VOF



20  
code 1VSOF




25  
code 1CIVQ




40  
code 1CITN



54  
code 1SPR



61  
code 1CIFX



62  
code 1VSFX



64  
code 1SPSI



65  
code 1SPSN



66  
code 1GLN



71  
code 1GQRN

**Standard equipment:** fixing clips, space-saver trap with dishwasher connection, cardboard packaging.





STAINLESS STEEL  
SINKS AND  
SQUARE BOWLS

# SQUARE BOWLS R. "0"

## flat edge built-in, flush and undermounted

**34x40 cm Square bowl R. "0"**  
built-in, flush and undermounted



**40x40 cm Square bowl R. "0"**  
built-in, flush and undermounted



**50x40 cm Square bowl R. "0"**  
built-in, flush and undermounted

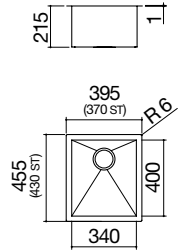


**70x40 cm Square bowl R. "0"**  
built-in, flush and undermounted



**FEB FT UM Accessories:** 8 17 20 25 40 43 45 56  
61 62 66 71 72

- extra thick stainless steel AISI 304
- 34x40x21.5 h cm bowl
- equipment: 3½" basket strainer waste, overflow
- base unit for bowls:
  - built-in and flush: 45
  - undermounted: 50
- 37.5x43.7 cm cut out  
flush-top and undermounted: see website

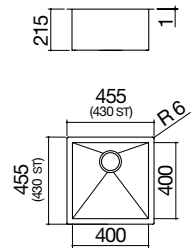


**SATIN STAINLESS STEEL built-in and flush** code 1Q3440I

**SATIN STAINLESS STEEL undermounted** code 1Q3440S

**FEB FT UM Accessories:** 8 17 20 25 40 43 45 56  
61 62 66 71 72

- extra thick stainless steel AISI 304
- 40x40x21.5 h cm bowl
- equipment: 3½" basket strainer waste, overflow
- base unit for bowls:
  - built-in and flush: 50
  - undermounted: 60
- 43.5x43.7 cm cut out  
flush-top and undermounted: see website

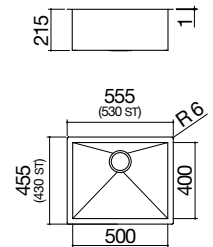


**SATIN STAINLESS STEEL built-in and flush** code 1Q4040I

**SATIN STAINLESS STEEL undermounted** code 1Q4040S

**FEB FT UM Accessories:** 8 17 20 25 40 43 45 56  
61 62 66 71 72

- extra thick stainless steel AISI 304
- 50x40x21.5 h cm bowl
- equipment: 3½" basket strainer waste, overflow
- base unit for bowls:
  - built-in and flush: 60
  - undermounted: 80
- 53.5x43.7 cm cut out  
flush-top and undermounted: see website

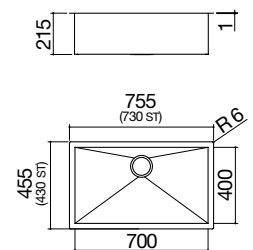


**SATIN STAINLESS STEEL built-in and flush** code 1Q5040I

**SATIN STAINLESS STEEL undermounted** code 1Q5040S

**FEB FT UM Accessories:** 8 17 20 25 40 43 45 56  
61 62 66 71 72

- extra thick stainless steel AISI 304
- 70x40x21.5 h cm bowl
- equipment: 3½" basket strainer waste, overflow
- base unit for bowls:
  - built-in and flush: 80
  - undermounted: 90
- 73.5x43.7 cm cut out  
flush-top and undermounted: see website



**SATIN STAINLESS STEEL built-in and flush** code 1Q7040I


**SATIN STAINLESS STEEL undermounted** code 1Q7040S

## SQUARE BOWLS R. "0"

Refined and elegant, the R. "0" square bowls have a sleek and simple design.

STAINLESS STEEL  
SINKS AND  
SQUARE BOWLS

### Accessories:



**8**  
code 1TOF26




**17**  
code 1VOF



**20**  
code 1VSOF



**25**  
code 1CIVQ



**40**  
code 1CITN



**43**  
code 1TOF26N




**45**  
code 1GSPA



**56**  
code 1SPF



**61**  
code 1CIFX



**62**  
code 1VSFX



**66**  
code 1GLN



**71**  
code 1GQRN



**72**  
code 1SPX

**Standard equipment:** fixing clips, space-saver trap with dishwasher connection, cardboard packaging. The mixer tap is not included.




# B\_GRANITE SINKS AND SQUARE BOWLS

---

The most minimal design is clad in a new material to stun us all over again. Barazza's sinks and square bowls in B\_Granite combine the aesthetic features of natural stone with the strength afforded by polymers. The result is visible in sinks that boast innovative functional qualities.

## SINKS

**CITY**  
page 326



**SOUL**  
page 330



## SQUARE BOWLS

**SOUL**  
page 336



# SINKS AND SQUARE BOWLS IN B\_GRANITE installation

## High edge built-in (IBAS)



For Soul and City sinks.



## Undermounted (UM)



The square bowls are elegantly inserted below the work surface.



# SINKS AND SQUARE BOWLS IN B\_GRANITE General features and symbols key

## B\_Granite

B\_Granite is a composite material obtained from combining granite and acrylic resins; it brings together the characteristics of natural stone and the protective qualities of polymers, and can guarantee optimum resistance to both high temperatures and knocks, retaining the original appearance of stone.

B\_Granite comes in several colours thanks to a process of painting it at 700 °C, in which the high temperature enables the paint particles to penetrate into the material, ensuring a uniform design. In addition B\_Granite offers good antibacterial protection: the material is enriched with silver ions that inhibit the growth of bacteria, ensuring better hygiene of the product.



## Tap and accessory functions

Barazza offers a full range of taps and functional accessories with a cutting-edge design, such as a bowl cover, baskets, chopping boards and colanders, made of steel and other materials, designed to improve ease of working in the kitchen.

## Ready with tap hole

Barazza's B\_Granite sinks come ready for three or more holes 3.5 cm in diameter that allow taps, spray heads, remote controls and pop-up plugs to be installed without having to make holes in the kitchen worktop.

## Round waste 3 1/2"

Barazza's wastes, made in extra thick stainless steel and plastic materials, and provided with a seal, ensure maximum watertightness both in the bowl and in the join between the waste and the trap.

## Space-saver trap

Barazza's sinks and bowls come with a space-saver trap, smaller in size so taking up less volume and allowing the space under the washing area to be used more easily.

## Capacious bowls



The products with this plus point have large, roomy bowls that can hold high volumes of water and large cooking utensils.



## Stainless steel drain cover



A practical accessory in stainless steel that not only fulfils the practical purpose of being a lid for the bowl but also significantly improves its aesthetics.



## Flush-top perimeter overflow



All Barazza's sinks have an overflow, a safety device to make sure water doesn't spill out. Some have the version with the perimeter overflow, with its distinctive look.



# B\_ GRANITE SINKS AND SQUARE BOWLS built-in and undermounted

Base

60

80/90

## Sinks CITY



p.327



p.327



p.328



p.329

## Sinks SOUL



p.331



p.331



p.331



p.333



p.333



p.335



p.335



p.335

## Square bowls SOUL



p.337



p.337



p.337



p.339



p.339



p.340



p.340



p.340

## CITY

---

Beauty meets the practicality of new shapes, colours and materials. The eclectic spirit of B\_Granite lends itself to create sinks that are specially lowered, making the HPL rack even more practical to use. This versatility is continued in the colourways: City in B\_Granite comes in 3 colour versions: black, grey and white, to suit any style and taste.



# CITY SINKS

## high edge built-in

### Black B\_Granite

86x51 cm built-in City sink  
1 bowl



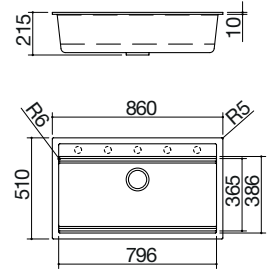
86x51 cm built-in City Kit sink  
1 bowl + accessories Kit and tap



HEBS NEW

Accessories: 71

- 79.6x36.5x20 h cm bowl
- equipment: 3½" basket strainer waste, st. steel drain cover, perimeter overflow
- tap hole: 5 standard holes
- 90 cm base unit for bowl
- 84x48 cm cut out

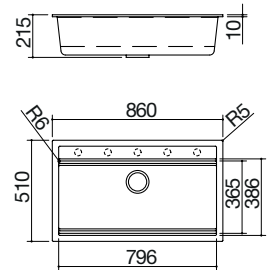


BLACK B\_GRANITE

code 1LCY91N

HEBS NEW


- 79.6x36.5x20 h cm bowl
- equipment: 3½" basket strainer waste, stainless steel drain cover, perimeter overflow, 2 HPL supporting racks for the bottom of the bowl 1GQRN, Soul mixer tap 1RUBSORN
- tap hole: 5 standard holes
- 90 cm base unit for bowl
- 84x48 cm cut out



BLACK B\_GRANITE

code 1LCY91NK

Accessories:



71

code 1GQRN

**Standard equipment:** fixing clips, space-saver trap with dishwasher connection, cardboard packaging.  
The mixer tap is not included for sink code 1LCY91N.



# CITY SINKS

## high edge built-in grey B\_Granite

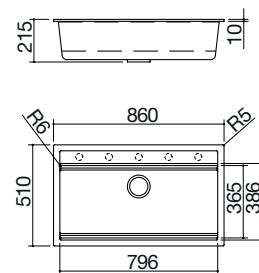
86x51 cm built-in City sink  
1 bowl



HEBS NEW

Accessories: 71

- 79.6x36.5x20 h cm bowl
- equipment: 3½" basket strainer waste, st. steel drain cover, perimeter overflow
- tap hole: 5 standard holes
- 90 cm base unit for bowl
- 84x48 cm cut out



GREY B\_GRANITE

code 1LCY91G

### Accessories:



code 1GQRN

**Standard equipment:** fixing clips, space-saver trap with dishwasher connection, cardboard packaging. The mixer tap is not included.



# CITY SINKS

## high edge built-in white B\_Granite

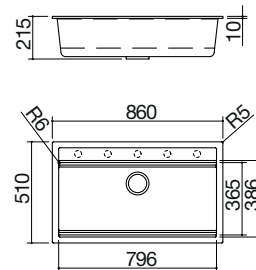
86x51 cm built-in City sink  
1 bowl



HEBS NEW

Accessories: 71


- 79.6x36.5x20 h cm bowl
- equipment: 3½" basket strainer waste, st. steel drain cover, perimeter overflow
- tap hole: 5 standard holes
- 90 cm base unit for bowl
- 84x48 cm cut out



WHITE B\_GRANITE

code 1LCY91B

Accessories:



71

code 1GQRN

**Standard equipment:** fixing clips, space-saver trap with dishwasher connection, cardboard packaging. The mixer tap is not included.



# SOUL

---

Soul sinks are made from B\_Granite, an innovative technical material available in white, black and grey, which can be easily coordinated with all modern decor choices.



# SOUL SINKS

## high edge built-in black B\_Granite

57x50 cm built-in Soul sink  
1 bowl



79.5x50.5 cm built-in Soul sink  
1 bowl

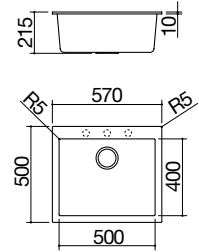


79x50 cm built-in Soul sink  
2 bowls



### HEBS

- 50x40x20 h cm bowl
- equipment: 3½" basket strainer waste, st. steel drain cover, overflow
- tap hole: 3 standard holes
- 60 cm base unit for bowl
- 55x48 cm cut out



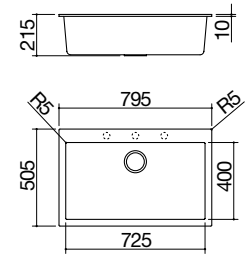
### BLACK B\_GRANITE

code 1LSO61N

### HEBS

Accessories: 8 20 25 40 43

- 72.5x40x20 h cm bowl
- equipment: 3½" basket strainer waste, st. steel drain cover, overflow
- tap hole: 3 standard holes
- 80 cm base unit for bowl
- 77x48 cm cut out



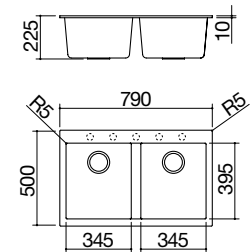
### BLACK B\_GRANITE

code 1LSO81N

### HEBS

Accessories: 8 25 40 43

- 34.5x39.5x21 h cm bowl
- equipment: 3½" basket strainer waste, st. steel drain cover, overflow
- tap hole: 5 standard holes
- 80 cm base unit for bowls
- 77x48 cm cut out



### BLACK B\_GRANITE

code 1LSO82N

### Accessories:



**Standard equipment:** fixing clips, space-saver trap with dishwasher connection, cardboard packaging. The mixer tap is not included.



# SOUL SINKS

## high edge built-in grey B\_Granite

57x50 cm built-in Soul sink  
1 bowl

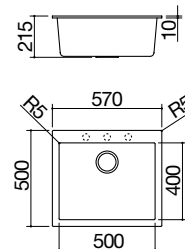


79.5x50.5 cm built-in Soul sink  
1 bowl



HEBS NEW

- 50x40x20 h cm bowl
- equipment: 3½" basket strainer waste, st. steel drain cover, overflow
- tap hole: 3 standard holes
- 60 cm base unit for bowl
- 55x48 cm cut out



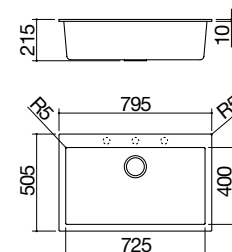
GREY B\_GRANITE

code 1LSO61G

HEBS NEW

Accessories: 8 20 25 40 43


- 72.5x40x20 h cm bowl
- equipment: 3½" basket strainer waste, st. steel drain cover, overflow
- tap hole: 3 standard holes
- 80 cm base unit for bowl
- 77x48 cm cut out



GREY B\_GRANITE

code 1LSO81G

Accessories:




8

code 1TOF26




20

code 1VSOF



25

code 1CIVQ



40

code 1CITN



43

code 1TOF26N

**Standard equipment:** fixing clips, space-saver trap with dishwasher connection, cardboard packaging. The mixer tap is not included.





# SOUL SINKS

## high edge built-in white B\_Granite


57x50 cm built-in Soul sink  
1 bowl



79.5x50.5 cm built-in Soul sink  
1 bowl

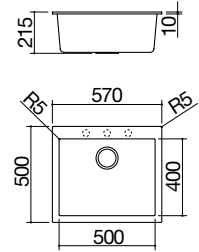


79x50 cm built-in Soul sink  
2 bowls



### HEBS

- 50x40x20 h cm bowl
- equipment: 3½" basket strainer waste, st. steel drain cover, overflow
- tap hole: 3 standard holes
- 60 cm base unit for bowl
- 55x48 cm cut out



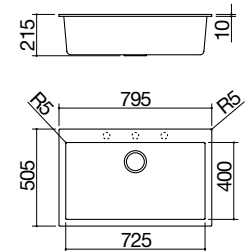
WHITE B\_GRANITE

code 1LSO61B

### HEBS

Accessories: 8 20 25 40 43

- 72.5x40x20 h cm bowl
- equipment: 3½" basket strainer waste, st. steel drain cover, overflow
- tap hole: 3 standard holes
- 80 cm base unit for bowl
- 77x48 cm cut out



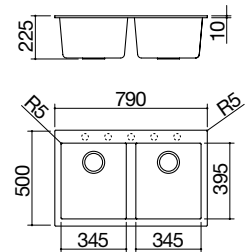
WHITE B\_GRANITE

code 1LSO81B

### HEBS

Accessories: 8 25 40 43

- 34.5x39.5x21 h cm bowl
- equipment: 3½" basket strainer waste, st. steel drain cover, overflow
- tap hole: 5 standard holes
- 80 cm base unit for bowls
- 77x48 cm cut out



WHITE B\_GRANITE

code 1LSO82B

#### Accessories:



**Standard equipment:** fixing clips, space-saver trap with dishwasher connection, cardboard packaging. The mixer tap is not included.

# SOUL SQUARE BOWLS

---

Soul square bowls are made from B\_Granite, an innovative technical material available in white, black and grey, which can be easily coordinated with all modern decor choices.



# SOUL SQUARE BOWLS

## undermounted

### black B\_Granite

50x40 cm Soul square bowl  
undermounted



72.5x40 cm Soul square bowl  
undermounted



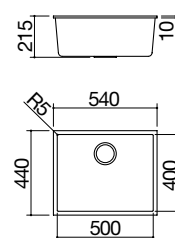
72x39.5 cm Soul double square bowl  
undermounted



UM

Accessories: 8 20 25 40 43

- 50x40x20 h cm bowl
- equipment: 3½" basket strainer waste, st. steel drain cover, overflow
- 60 cm base unit for bowl undermounted: see website



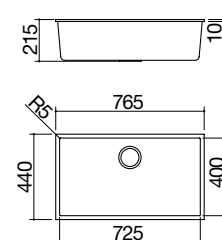
BLACK B\_GRANITE

code 1QSO61NS

UM

Accessories: 8 20 25 40 43

- 72.5x40x20 h cm bowl
- equipment: 3½" basket strainer waste, st. steel drain cover, overflow
- 80 cm base unit for bowl undermounted: see website



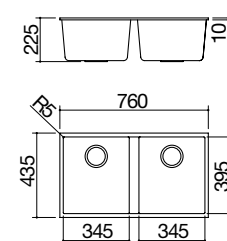
BLACK B\_GRANITE

code 1QSO81NS

UM

Accessories: 8 25 40 43


- 34.5x39.5x21 h cm bowl
- equipment: 3½" basket strainer waste, st. steel drain cover, overflow
- 80 cm base unit for bowls undermounted: see website



BLACK B\_GRANITE

code 1QSO82NS


Accessories:




8  
code 1TOF26



20  
code 1VSOF



25  
code 1CIVQ



40  
code 1CITN



43  
code 1TOF26N

**Standard equipment:** fixing clips, space-saver trap with dishwasher connection, cardboard packaging. The mixer tap is not included.



# SOUL SQUARE BOWLS

## undermounted

### grey B\_Granite

50x40 cm Soul square bowl  
undermounted



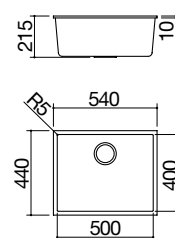
72.5x40 cm Soul square bowl  
undermounted



UM NEW

Accessories: 8 20 25 40 43

- 50x40x20 h cm bowl
- equipment: 3½" basket strainer waste, st. steel drain cover, overflow
- 60 cm base unit for bowl undermounted: see website



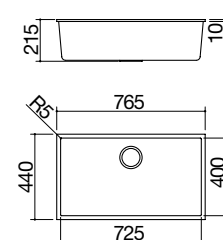
GREY B\_GRANITE

code 1QS061GS

UM NEW

Accessories: 8 20 25 40 43


- 72.5x40x20 h cm bowl
- equipment: 3½" basket strainer waste, st. steel drain cover, overflow
- 80 cm base unit for bowl undermounted: see website



GREY B\_GRANITE

code 1QS081GS

Accessories:



**Standard equipment:** fixing clips, space-saver trap with dishwasher connection, cardboard packaging. The mixer tap is not included.

# SOUL SQUARE BOWLS

## undermounted

### white B\_Granite

50x40 cm Soul square bowl  
undermounted



72.5x40 cm Soul square bowl  
undermounted



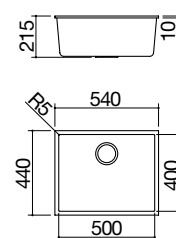
72x39.5 cm Soul double square bowl  
undermounted



UM

Accessories: 8 20 25 40 43

- 50x40x20 h cm bowl
- equipment: 3½" basket strainer waste, st. steel drain cover, overflow
- 60 cm base unit for bowl undermounted: see website



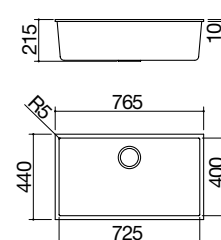
WHITE B\_GRANITE

code 1QS061BS

UM

Accessories: 8 20 25 40 43

- 72.5x40x20 h cm bowl
- equipment: 3½" basket strainer waste, st. steel drain cover, overflow
- 80 cm base unit for bowl undermounted: see website



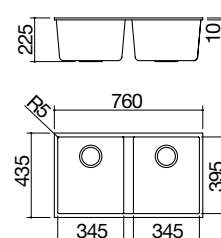
WHITE B\_GRANITE

code 1QS081BS

UM

Accessories: 8 25 40 43


- 34.5x39.5x21 h cm bowl
- equipment: 3½" basket strainer waste, st. steel drain cover, overflow
- 80 cm base unit for bowls undermounted: see website



WHITE B\_GRANITE

code 1QS082BS

Accessories:



**Standard equipment:** fixing clips, space-saver trap with dishwasher connection, cardboard packaging. The mixer tap is not included.



B. GRANITE  
SINKS AND  
SQUARE BOWLS



# ACCESSORISED CHANNELS

---

A place for everything you need, right at your fingertips. Satin stainless steel or black accessorised channels are made to complete the efficiency and practicality of the worktop, providing a place for everything and optimising the way you move around the washing and cooking area.

**STAINLESS STEEL**  
page 350



**MODULAR ELEMENTS**  
page 354



**MATT BLACK STAINLESS STEEL**  
page 352



## ACCESSORISED CHANNELS materials

### AISI 304 stainless steel

Both the channels and most of the modular elements that enhance them are made of AISI 304 stainless steel, a resistant, hard-wearing material, available in two different colour versions: with a satin finish, that retains the traditional sheen of steel, and with a matt black finish, a new and exclusive innovation in line with the latest trends in interior design. Black stainless steel AISI 304 surfaces should be cleaned with a microfibre cloth (such as code 1PMA) and a neutral detergent, such as Barazza's professional Multi Clean spray (code 1MC3).



### Fenix

Fenix is a latest generation high pressure laminate, obtained through a complex multistage process that imbues the material with unique qualities of resistance and a matt look, technical and at the same time pleasingly soft and comfortable to the touch.



# ACCESSORISED CHANNELS elements

## AISI 304 stainless steel scales

Not just a set of scales, but a fully fledged technological control centre for the worktop. In addition to weighing, with the option to set different units of measurement, tare and total functions, and a weight range from 0 to 20 kg, the scales can be connected to Barazza cooker hoods, becoming remote controls for them, and can replace the switch on any of the kitchen's light points, integrating the functions of switching them on and off. The functionality of the product is completed with two different systems for setting times, which can operate simultaneously: the first is a conventional timer, the second a multi-timer that can set more than one time at once. The scales are available in both steel finishes, and can be set up in 5 languages (Italian, English, Spanish, German and French).



## AISI 304 stainless steel Bluetooth speaker

Available in both stainless steel finishes, the speaker can connect via Bluetooth to any smartphone and transmit high quality audio, music or other sound signals. Up to two speakers can be connected to a single smartphone at the same time.



## AISI 304 stainless steel Induction charger

Available in both stainless steel finishes, this module makes use of electromagnetic induction technology for wireless recharging of your smartphone. Just rest your phone on the central circle to start up the charging process, which has comparable charging times to those of traditional plug-in chargers. (Compatible with smartphones set up for wireless recharging)



## ACCESSORISED CHANNELS elements

### AISI 304 stainless steel rotating socket holder

Available in both stainless steel finishes, the rotating socket holder contains two Schuko sockets and a USB socket for swift connection of electrical appliances on the worktop.




### AISI 304 stainless steel colander

Available in both finishes, the AISI 304 stainless steel colander lends itself well to accommodating different types of objects. Thanks to the holes in the lower part of the item, liquids running off the dishes do not collect and become stagnant but drain straight into the bowl below.



### AISI 304 stainless steel bottle holder

Available in both stainless steel finishes, the bottle holder is a closed container that can accommodate either bottles or different types of utensils, replacing the traditional counter utensil holder.



### AISI 304 stainless steel shelf / small glass drainer

Available in both stainless steel finishes, it is an excellent multipurpose support surface and has holes in the lower part to allow liquids to drain straight into the bowl below.



# ACCESSORISED CHANNELS elements

## AISI 304 stainless steel shelf / large glass drainer

Available in both stainless steel finishes, it is an excellent multipurpose support surface and has holes in the lower part to allow liquids to drain straight into the bowl below.



## AISI 304 stainless steel Chopping board holder with Fenix chopping boards

Available in both stainless steel finishes and complete with three Fenix chopping boards, the chopping board holder lets you always have solid cutting surfaces within reach. Once used, these can easily be replaced to free up space on the worktop.



## AISI 304 stainless steel draining rack



The AISI 304 stainless steel draining rack can easily and tidily accommodate up to 3 plates or soup bowls. Thanks to the holes in the lower part of the item, liquids running off the dishes do not collect and become stagnant but drain straight into the bowl below.

## Black AISI 304 stainless steel draining rack with pegs and Fenix



This minimalist and elegant element provides tidy and convenient accommodation for 3 plates or soup bowls. Thanks to the holes in the lower part of the item, liquids running off the dishes do not collect and become stagnant but drain straight into the bowl below. The draining rack's bowl is made of black AISI 304 stainless steel, the pegs' support base of Fenix and the pegs themselves of AISI 304 stainless steel in the standard finish.

## Fenix knife holder

The knife holder, made of Fenix, can accommodate up to 12 knives, each of which can quickly and easily be placed in one of the slots in the surface. (The knives shown in the pictures are not included.)



## Black AISI 304 stainless steel stand for tablet and smartphone

The stand for tablet or smartphone, made of AISI 304 stainless steel with a black finish, completes the functionality of the shelves / glass drainer and knife holder, permitting easy placement of your device.





The Barazza collections are enriched with new solutions in stainless steel either in the elegant satin finish or the exclusive matt black finish achieved through a complex process, which ensures resistance to wear and retention of its aesthetic quality over time.

The range of modular elements is also widened with new technologically innovative accessories.



# ACCESSORISED CHANNELS

## flat edge built-in and flush

### 90 cm built-in and flush channel



### 120 cm built-in and flush channel



### 150 cm built-in and flush channel

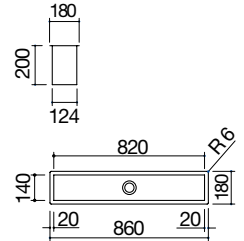


### 180 cm built-in channel



#### FEB FT

- extra thick stainless steel AISI 304
- bowl with 2" drain
- designed to accommodate 3 modules
- 3 cable outlet holes
- 90 cm base unit
- 84x16 cm cut out  
flush-top: see website

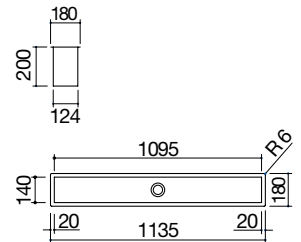


#### SATIN STAINLESS STEEL

code 1CI90

#### FEB FT

- extra thick stainless steel AISI 304
- bowl with 2" drain
- designed to accommodate 4 modules
- 3 cable outlet holes
- 120 cm base unit
- 111.5x16 cm cut out  
flush-top: see website

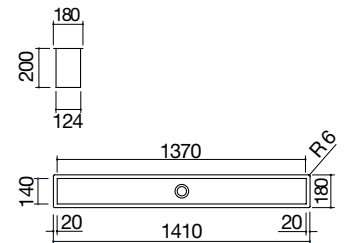


#### SATIN STAINLESS STEEL

code 1CI120

#### FEB FT NEW

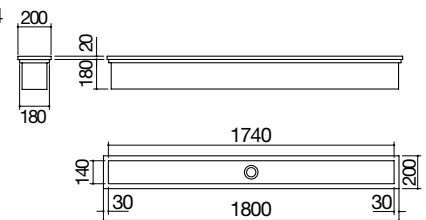
- extra thick stainless steel AISI 304
- bowl with 2" drain
- designed to accommodate 5 modules
- 3 cable outlet holes
- 150 cm base unit
- 139x16 cm cut out  
flush-top: see website



#### SATIN STAINLESS STEEL

code 1CI150

- extra thick stainless steel AISI 304
- bowl with 2" drain
- designed to accommodate 6 modules
- 5 cable outlet holes
- brackets for wall mounting
- mobile tray supplied 10x13.8 cm
- 178x18 cm cut out  
178x19 cm wall-mounted



#### SATIN STAINLESS STEEL

code 1CIA180

**Standard equipment:** fixing clips, cardboard packaging.



# ACCESSORISED CHANNELS

## flat edge built-in and flush

### 90 cm built-in and flush channel

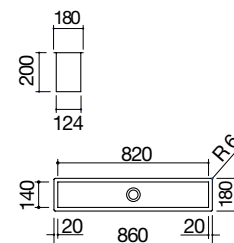


### 120 cm built-in and flush channel



FEB FT NEW

- extra thick stainless steel AISI 304
- bowl with 2" drain
- designed to accommodate 3 modules
- 3 cable outlet holes
- 90 cm base unit
- 84x16 cm cut out  
flush-top: see website

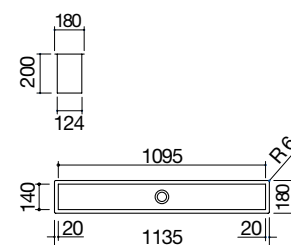


MATT BLACK STAINLESS STEEL

code 1CI90N

FEB FT NEW

- extra thick stainless steel AISI 304
- bowl with 2" drain
- designed to accommodate 4 modules
- 3 cable outlet holes
- 120 cm base unit
- 111.5x16 cm cut out  
flush-top: see website



MATT BLACK STAINLESS STEEL

code 1CI120N

**Standard equipment:** fixing clips, cardboard packaging.

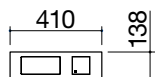


# ACCESSORISED CHANNELS

## modular elements

Stainless steel scales

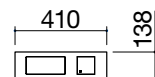
NEW



- extra thick stainless steel AISI 304
- weight range: 0-20 kg
- unit: g, kg, lb, oz
- accuracy:  $\pm 1g$
- functions: tare, total, minute minder, multi-timer
- remote control for Barazza cooker hoods
- kitchen light point switch 5 A 250 V
- automatic switch-off
- 100-240 V power supply
- maximum absorption 0.2 A

Black stainless steel scales

NEW



- extra thick stainless steel AISI 304
- weight range: 0-20 kg
- unit: g, kg, lb, oz
- accuracy:  $\pm 1g$
- functions: tare, total, minute minder, multi-timer
- remote control for Barazza cooker hoods
- kitchen light point switch 5 A 250 V
- automatic switch-off
- 100-240 V power supply
- maximum absorption 0.2 A

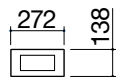
SATIN STAINLESS STEEL

code 1CBL

MATT BLACK STAINLESS STEEL

code 1CBLN

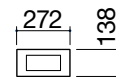
Stainless steel rotating socket holder



- extra thick AISI 304 stainless steel cover
- 2 Schuko sockets
- 1 USB socket to power electronic devices
- cover with 180° rotating system

Black stainless steel rotating socket holder

NEW



- extra thick AISI 304 stainless steel cover
- 2 Schuko sockets
- 1 USB socket to power electronic devices
- cover with 180° rotating system

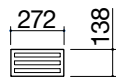
SATIN STAINLESS STEEL

code 1CPP

MATT BLACK STAINLESS STEEL

code 1CPPN

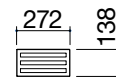
Stainless steel chopping board holder with Fenix chopping boards



- extra thick stainless steel AISI 304
- 3 black Fenix chopping boards

Black stainless steel chopping board holder with Fenix chopping boards

NEW



- extra thick stainless steel AISI 304
- 3 black Fenix chopping boards

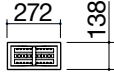

SATIN ST. STEEL / FENIX CHOPPING BOARDS code 1CPT

MATT BLACK ST. STEEL / FENIX CHOPPING BOARDS code 1CPTN

# ACCESSORISED CHANNELS

## modular elements

### Stainless steel draining rack

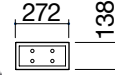


- extra thick stainless steel AISI 304
- designed to accommodate 3 flat or soup plates

SATIN STAINLESS STEEL

code 1CSP

### Black stainless steel and Fenix draining rack with pegs NEW

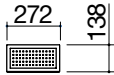


- extra thick stainless steel AISI 304
- designed to accommodate 3 flat or soup plates

MATT BLACK STAINLESS STEEL / FENIX

code 1CSPN

### Stainless steel colander

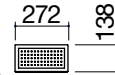


- extra thick stainless steel AISI 304

SATIN STAINLESS STEEL

code 1CVS

### Black stainless steel colander NEW

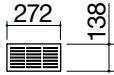



- extra thick stainless steel AISI 304

MATT BLACK STAINLESS STEEL

code 1CVSN

### Stainless steel shelf / large glass drainer



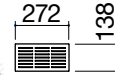
- extra thick stainless steel AISI 304



SATIN STAINLESS STEEL

code 1CRG

### Black stainless steel shelf / large glass drainer NEW



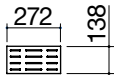
- extra thick black AISI 304 stainless steel



MATT BLACK STAINLESS STEEL

code 1CRGN

### Fenix knife holder




- Black Fenix
- designed for 12 knives



FENIX

code 1CPC

### Black stainless steel support for tablet and smartphone NEW



- extra thick stainless steel AISI 304
- compatible with codes 1CRG, 1CRGN, 1CPC, 1CRP, 1CRPN

MATT BLACK STAINLESS STEEL


code 1CSTN

# ACCESSORISED CHANNELS

## modular elements

### Stainless steel induction charger

NEW




- extra thick stainless steel AISI 304
- functions: supports fast charging, high efficiency charging (79%), LED warning light, selective device detection, safety switch-off
- input: 110-240 V ac, 50/60 Hz
- output: 5 V / 9 V - 1.1 A
- max. power: 10 W

SATIN STAINLESS STEEL

code **1CCB**

### Black stainless steel induction charger

NEW



- extra thick stainless steel AISI 304
- functions: supports fast charging, high efficiency charging (79%), LED warning light, selective device detection, safety switch-off
- input: 110-240 V ac, 50/60 Hz
- output: 5 V / 9 V - 1.1 A
- max. power: 10 W

MATT BLACK STAINLESS STEEL

code **1CCBN**

### Stainless steel Bluetooth speaker

NEW




- extra thick stainless steel AISI 304
- functions: Bluetooth 5.0, 5-band digital hardware equaliser
- Bluetooth field: 10 m
- input: 110-240 V ac, 50/60 Hz
- max. power: 3 W

STAINLESS STEEL

code **1CCA**

### Black stainless steel Bluetooth speaker

NEW




- extra thick stainless steel AISI 304
- functions: Bluetooth 5.0, 5-band digital hardware equaliser
- Bluetooth field: 10 m
- input: 110-240 V ac, 50/60 Hz
- max. power: 3 W

MATT BLACK STAINLESS STEEL

code **1CCAN**

### Stainless steel bottle holder



- extra thick stainless steel AISI 304
- set up to hold different utensils or a bottle maximum 90 mm in diameter

SATIN STAINLESS STEEL

code **1CPB**

### Black stainless steel bottle holder

NEW




- extra thick stainless steel AISI 304
- set up to hold different utensils or a bottle maximum 90 mm in diameter

MATT BLACK STAINLESS STEEL

code **1CPBN**

### Stainless steel shelf / small glass drainer



- extra thick stainless steel AISI 304




SATIN STAINLESS STEEL

code **1CRP**

### Black stainless steel shelf / small glass drainer

NEW



- extra thick stainless steel AISI 304



MATT BLACK STAINLESS STEEL

code **1CRPN**

# ACCESSORISED CHANNELS

## Modes of composition

### MODES OF COMPOSITION

#### Channel + modular elements


The composition system is based on 4 sizes of accessorised channels, designed to hold 3 modules (90 cm channel), 4 modules (120 cm channel), 5 modules (150 cm channel) or 6 modules (180 cm channel).

#### Freedom of composition

You can choose and arrange elements as you please, to make up the channel to best suit your needs. The only thing to be careful about is to not position electrical elements in areas in direct contact with water.

#### Functionality and rationality

You can create special solutions for the washing area or cooking area, but also mix and match: furthermore, the channel can become a fully operational interactive area that can find its place in the kitchen as well as other types of room.



### EXAMPLES OF COMPOSITION

#### Matt black stainless steel and satin stainless steel



- 90 cm built-in and flush accessorised channel with 2 x 1 module elements and 2 x 1/2 module elements



- 120 cm built-in and flush accessorised channel with 2 x 1 module elements and 4 x 1/2 module elements



- 150 cm built-in and flush accessorised channel with 1 x 1 and 1/2 module elements, 3 x 1 module element and 1 x 1/2 module element



- 180 cm accessorised channel for insertion with 4 x 1 module elements and 4 x 1/2 module elements plus movable shelf tray



# TAPS AND ACCESSORIES

---

The Taps and Accessories collection is functional and versatile, in a refined, contemporary style, with elements that can be coordinated with any type of ovens, hobs, cooker hoods, bowls and sinks, made of materials that ensure long life and are practical to use.

## SINGLE LEVER MIXER TAPS page 362



## DISPENSERS page 388



## SINK ACCESSORIES page 402



## TELESCOPIC TAPS page 378



## PULL-OUT SPRAY HEAD AND FOOD WASTE DISPOSERS page 390



## OVEN AND COORDINATED PRODUCTS ACCESSORIES page 408



## TAPS WITH REMOTE CONTROL AND PULL-OUT SPRAY HEAD page 380



## POWER SOCKET HOLDERS page 392



## COOKER HOOD ACCESSORIES page 408



## 3 WAY TAPS page 384



## SCALES page 398



## HOB ACCESSORIES page 409



## LARGE SPRAY HEADS page 386



## INDUCTION CHARGER AND BLUETOOTH SPEAKER page 400



## CLEANING PRODUCTS page 410



# TAPS

## SINGLE LEVER

## SINGLE LEVER WITH PULL-OUT SPRAY HEAD

SATIN STEEL FINISH



CHROME STEEL FINISH



AISI 304 STAINLESS STEEL



AISI 316 STAINLESS STEEL



BLACK



GREY



WHITE




TELESCOPIC TAPS

REMOTE CONTROL AND  
PULL-OUT SPRAY HEAD

3 WAY

LARGE SPRAY  
HEADS





## SINGLE LEVER MIXER TAPS

---

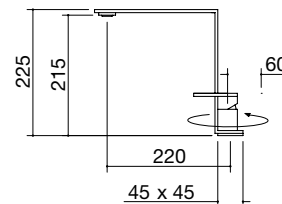
The large range of Single Lever Mixer Taps is designed for a practical, functional and contemporary kitchen. The range offers a wide choice of mixer taps in the innovative Barazza design made of stainless steel and also available in different finishes and colours.

# MIXER TAPS with single lever

Mood One mixer tap



- AISI 316 stainless steel
- cartridge: ceramic discs
- tap rotation: 360°
- tap base: 45x45 mm
- tap hole: ø 35 mm



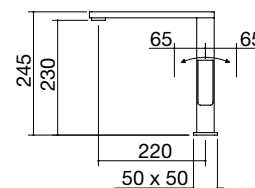
**SATIN AISI 316 STAINLESS STEEL**

code **1RUBMD1**

Lab In mixer tap



- cartridge: ceramic discs
- tap rotation: 360°
- tap base: 50x50 mm
- tap hole: ø 35 mm



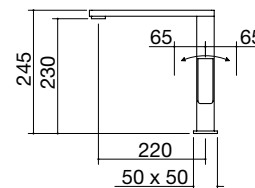
**SATIN STAINLESS STEEL FINISH**

code **1RUBMLBI**

Lab In mixer tap



- cartridge: ceramic discs
- tap rotation: 360°
- tap base: 50x50 mm
- tap hole: ø 35 mm



**CHROME STAINLESS STEEL FINISH**

code **1RUBMLBIC**

Mood One mixer tap



Lab In mixer tap





# MIXER TAPS with single lever

## Select Two mixer tap



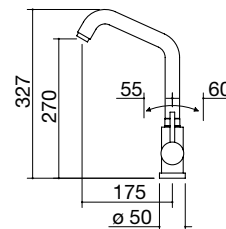
## B\_Open One mixer tap



## Evo Shower mixer tap with double dispensing pull-out spray head



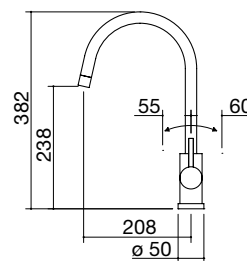
- cartridge: ceramic discs
- tap rotation: 360°
- tap base:  $\varnothing$  50 mm
- tap hole:  $\varnothing$  35 mm



SATIN STAINLESS STEEL FINISH

code 1RUBMS2

- cartridge: ceramic discs
- tap rotation: 360°
- tap base:  $\varnothing$  50 mm
- tap hole:  $\varnothing$  35 mm

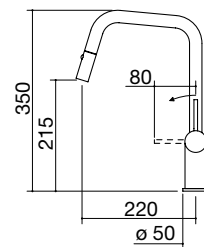


SATIN STAINLESS STEEL FINISH

code 1RUBMBO1

NEW

- double dispensing pull-out spray head
- cartridge: ceramic discs
- tap rotation: 360°
- tap base:  $\varnothing$  50 mm
- tap hole:  $\varnothing$  35 mm



SATIN STAINLESS STEEL FINISH

code 1RUBEVD

## Select Two mixer tap



## B\_Open One mixer tap



# MIXER TAPS with single lever

B\_Free One mixer tap



B\_Free One mixer tap



B\_Fast mixer tap



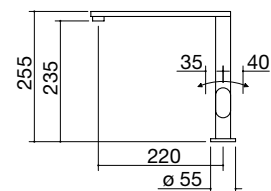
B\_Free One mixer tap



B\_Fast mixer tap



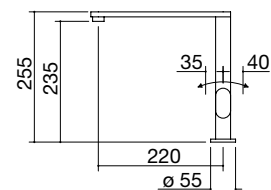
- cartridge: ceramic discs
- tap rotation: 360°
- tap base:  $\varnothing$  55 mm
- tap hole:  $\varnothing$  35 mm



**SATIN STAINLESS STEEL FINISH**

code **1RUBMBF1**

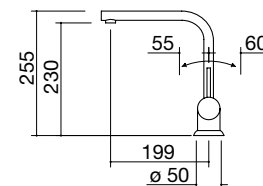
- cartridge: ceramic discs
- tap rotation: 360°
- tap base:  $\varnothing$  55 mm
- tap hole:  $\varnothing$  35 mm



**CHROME STAINLESS STEEL FINISH**

code **1RUBMBF1C**

- cartridge: ceramic discs
- tap rotation: 360°
- tap base:  $\varnothing$  50 mm
- tap hole:  $\varnothing$  35 mm



**CHROME STAINLESS STEEL FINISH**

code **1RUBMFSC**

## MIXER TAPS with single lever

B\_Level mixer tap



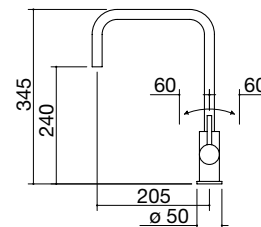
Officina Shower mixer tap  
with pull-out spray head



B\_Level mixer tap



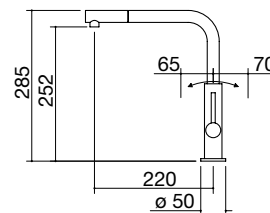
- cartridge: ceramic discs
- tap rotation: 360°
- tap base:  $\varnothing$  50 mm
- tap hole:  $\varnothing$  35 mm



CHROME STAINLESS STEEL FINISH

code 1RUBMBLC

- pull-out spray head
- cartridge: ceramic discs
- tap rotation: 360°
- tap base:  $\varnothing$  50 mm
- tap hole:  $\varnothing$  35 mm



CHROME STAINLESS STEEL FINISH

code 1RUBMOF1C

Officina Shower mixer tap



---

AISI 304 stainless steel's exceptional resistance to corrosion and high level of hygiene combine with the satin finish and Vintage finish for an original effect. The result is a tap of great aesthetic quality that's extremely practical to use and to clean. Also available in the version with the pull-out spray head that makes it even more functional.

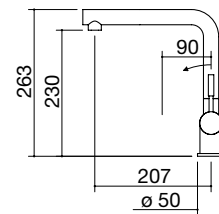


# MIXER TAPS with single lever

## Steel mixer tap



- AISI 304 stainless steel
- cartridge: ceramic discs
- tap rotation: 360°
- tap base:  $\varnothing$  50 mm
- tap hole:  $\varnothing$  35 mm



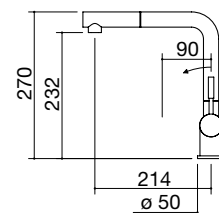
**SATIN AISI 304 STAINLESS STEEL**

code **1RUBMST**

## Steel Shower mixer tap with pull-out spray head



- pull-out spray head
- AISI 304 stainless steel
- cartridge: ceramic discs
- tap rotation: 180°
- tap base:  $\varnothing$  50 mm
- tap hole:  $\varnothing$  35 mm



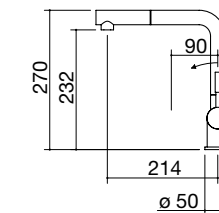
**SATIN AISI 304 STAINLESS STEEL**

code **1RUBMSTD**

## Vintage Steel Shower mixer tap with pull-out spray head



- pull-out spray head
- AISI 304 stainless steel with vintage finish
- cartridge: ceramic discs
- tap rotation: 180°
- tap base:  $\varnothing$  50 mm
- tap hole:  $\varnothing$  35 mm



**VINTAGE AISI 304 STAINLESS STEEL**

code **1RUBMSTDV**

## Steel Shower mixer tap



## Vintage Steel Shower mixer tap





# MIXER TAPS with single lever

## Easy Steel mixer tap

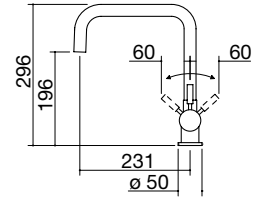


## B\_Free Steel mixer tap



NEW

- AISI 304 stainless steel
- cartridge: ceramic discs
- tap rotation: 360°
- tap base:  $\varnothing$  50 mm
- tap hole:  $\varnothing$  35 mm

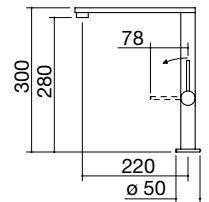


SATIN AISI 304 STAINLESS STEEL

code 1RUBESS

NEW

- AISI 304 stainless steel
- cartridge: ceramic discs
- tap rotation: 360°
- tap base:  $\varnothing$  50 mm
- tap hole:  $\varnothing$  35 mm



SATIN AISI 304 STAINLESS STEEL

code 1RUBBFS



## MIXER TAPS with single lever

**Select Shower Steel mixer tap**  
with pull-out spray head



**Officina Shower Steel mixer tap**  
with pull-out spray head

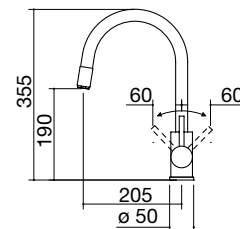


**Select Shower Steel mixer tap**



**NEW**

- pull-out spray head
- AISI 304 stainless steel
- cartridge: ceramic discs
- tap rotation: 360°
- tap base:  $\varnothing$  50 mm
- tap hole:  $\varnothing$  35 mm

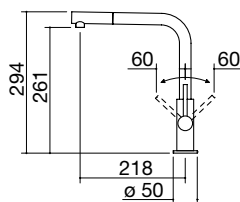


**SATIN AISI 304 STAINLESS STEEL**

code **1RUBSDS**

**NEW**

- pull-out spray head
- AISI 304 stainless steel
- cartridge: ceramic discs
- tap rotation: 360°
- tap base:  $\varnothing$  50 mm
- tap hole:  $\varnothing$  35 mm



**SATIN AISI 304 STAINLESS STEEL**

code **1RUBOFDS**



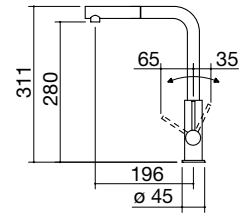
## MIXER TAPS with single lever

**Officina Shower 316 mixer tap**  
with pull-out spray head



**NEW**

- pull-out spray head
- AISI 316 stainless steel
- cartridge: ceramic discs
- tap rotation: 360°
- tap base:  $\varnothing$  45 mm
- tap hole:  $\varnothing$  35 mm



**SATIN AISI 316 STAINLESS STEEL**

code **1RUBOF316**

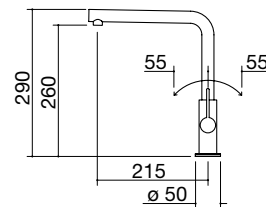


## MIXER TAPS with single lever

Unique Two mixer tap



- cartridge: ceramic discs
- tap rotation: 360°
- tap base:  $\varnothing$  50 mm
- tap hole:  $\varnothing$  35 mm



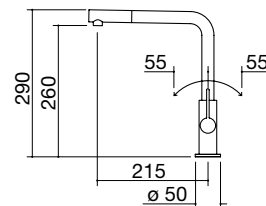
BLACK

code 1RUBUN2

Unique Two Shower mixer tap  
with pull-out spray head



- pull-out spray head
- cartridge: ceramic discs
- tap rotation: 360°
- tap base:  $\varnothing$  50 mm
- tap hole:  $\varnothing$  35 mm



BLACK

code 1RUBUN2D

Unique Two Shower mixer tap



374



# MIXER TAPS with single lever

City One mixer tap



Evo Shower black mixer tap  
with double dispensing pull-out spray head

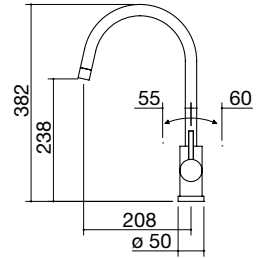


City One mixer tap



NEW

- cartridge: ceramic discs
- tap rotation: 360°
- tap base:  $\varnothing$  50 mm
- tap hole:  $\varnothing$  35 mm

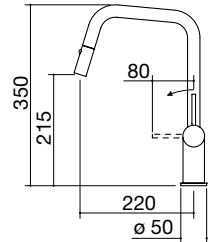


BLACK

code 1RUBCY1

NEW

- double dispensing pull-out spray head
- cartridge: ceramic discs
- tap rotation: 360°
- tap base:  $\varnothing$  50 mm
- tap hole:  $\varnothing$  35 mm



BLACK

code 1RUBEVDK

Evo Shower black mixer tap





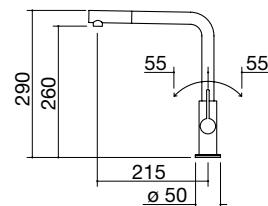
## MIXER TAPS with single lever

**Soul Shower mixer tap**  
with pull-out spray head



**NEW**

- pull-out spray head
- cartridge: ceramic discs
- tap rotation: 360°
- tap base:  $\varnothing$  50 mm
- tap hole:  $\varnothing$  35 mm



**GREY**

code **1RUBSODG**

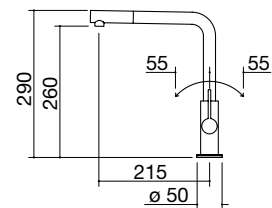


## MIXER TAPS with single lever

**Soul Shower mixer tap**  
with pull-out spray head



- pull-out spray head
- cartridge: ceramic discs
- tap rotation: 360°
- tap base:  $\varnothing$  50 mm
- tap hole:  $\varnothing$  35 mm



**WHITE**

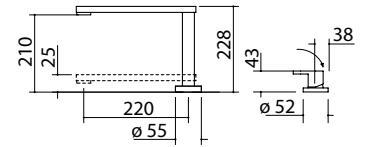
code **1RUBSODB**

# Telescopic MIXER TAPS

## B\_Free Telescopic mixer tap with remote control



- cartridge: ceramic discs
- tap rotation: 360°
- minimum height: 42 mm
- tap base:  $\varnothing$  55 mm
- control base:  $\varnothing$  52 mm
- tap hole:  $\varnothing$  35 mm
- control hole:  $\varnothing$  35 mm



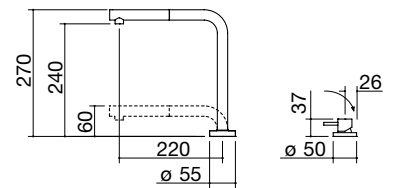
SATIN STAINLESS STEEL FINISH

code 1RUBMBFA

## B\_Open Telescopic mixer tap with remote control and pull-out spray head




- pull-out spray head
- cartridge: ceramic discs
- tap rotation: 360°
- minimum height: 60 mm
- tap base:  $\varnothing$  55 mm
- control base:  $\varnothing$  50 mm
- tap hole:  $\varnothing$  35 mm
- control hole:  $\varnothing$  35 mm



SATIN STAINLESS STEEL FINISH

code 1RUBMBOA

## B\_Free Telescopic mixer tap



## B\_Open Telescopic mixer tap



# Telescopic MIXER TAPS

## Thalas Telescopic mixer tap with remote control



## B\_Smart Telescopic mixer tap

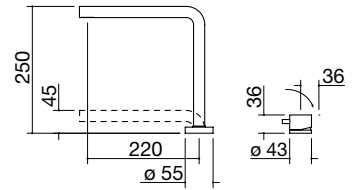


## B\_Smart Telescopic mixer tap



NEW

- AISI 316 stainless steel
- cartridge: ceramic discs
- tap rotation: 360°
- minimum height: 45 mm
- tap base:  $\varnothing$  55 mm
- control base:  $\varnothing$  43 mm
- tap hole:  $\varnothing$  35 mm
- control hole:  $\varnothing$  35 mm

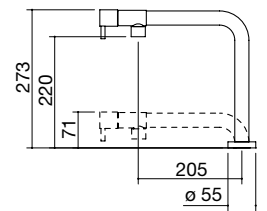


SATIN AISI 316 STAINLESS STEEL

code 1RUBTH

NEW

- cartridge: ceramic discs
- tap rotation: 360°
- minimum height: 71 mm
- tap base:  $\varnothing$  55 mm
- tap hole:  $\varnothing$  35 mm



SATIN STAINLESS STEEL FINISH

code 1RUBBSM

## Thalys Telescopic mixer tap





## REMOTE CONTROL TAPS AND PULL-OUT SPRAY HEAD

---

With their simple, original design, the taps with remote control and pull-out spray head bring together purely aesthetic qualities and maximum functionality. Their exclusive design allows you to clean and prepare food in a way that goes well beyond anything conventional taps can offer.

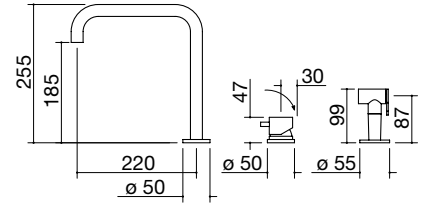
# MIXER TAPS WITH REMOTE CONTROL AND PULL-OUT SPRAY HEAD

## Kit Top mixer tap

with remote control and pull-out spray head



- AISI 316 stainless steel
- cartridge: ceramic discs
- tap rotation: 360°
- tap base:  $\varnothing$  50 mm
- control base:  $\varnothing$  50 mm
- spray head base:  $\varnothing$  55 mm
- tap hole:  $\varnothing$  35 mm
- control hole:  $\varnothing$  35 mm
- spray head hole:  $\varnothing$  35 mm



**SATIN AISI 316 STAINLESS STEEL**

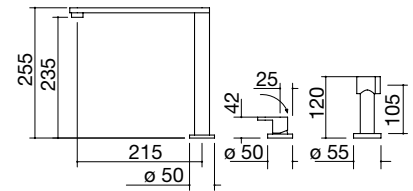
code **1RUBMRKT**

## B\_Free Kit mixer tap

with remote control and pull-out spray head



- cartridge: ceramic discs
- tap rotation: 360°
- tap base:  $\varnothing$  50 mm
- control base:  $\varnothing$  50 mm
- spray head base:  $\varnothing$  55 mm
- tap hole:  $\varnothing$  35 mm
- control hole:  $\varnothing$  35 mm
- spray head hole:  $\varnothing$  35 mm



**SATIN STAINLESS STEEL FINISH**

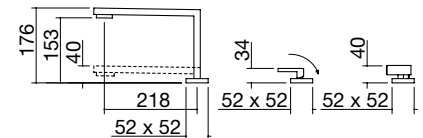
code **1RUBMBFRK**

## Mizu Kit Telescopic mixer tap

with remote control and pull-out spray head



- cartridge: ceramic discs
- tap rotation: 360°
- minimum height: 40 mm
- tap base: 52x52 mm
- control base: 52x52 mm
- spray head base: 52x52 mm
- tap hole:  $\varnothing$  35 mm
- control hole:  $\varnothing$  35 mm
- spray head hole:  $\varnothing$  35 mm



**SATIN STAINLESS STEEL FINISH**

code **1RUBMZK**

## B\_Free Kit mixer tap



## Mizu Kit Telescopic mixer tap



# REMOTE CONTROL TAPS

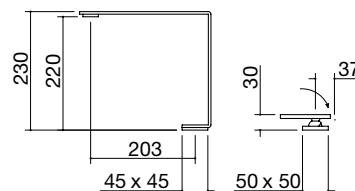


## MIXER TAPS remote control

Mood Top mixer tap  
with remote control



- AISI 316 stainless steel
- cartridge: ceramic discs
- tap rotation: 360°
- tap base: 45x45 mm
- control base: 50x50 mm
- tap hole:  $\varnothing$  35 mm
- control hole:  $\varnothing$  35 mm



SATIN AISI 316 STAINLESS STEEL

code 1RUBMDT



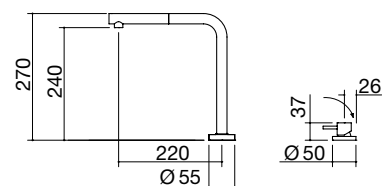


## MIXER TAPS remote control

**Soul mixer tap**  
remote control with pull-out spray head



- pull-out spray head
- cartridge: ceramic discs
- tap rotation: 360°
- tap base:  $\varnothing$  55 mm
- control base:  $\varnothing$  50 mm
- tap hole:  $\varnothing$  35 mm
- control hole:  $\varnothing$  35 mm



**BLACK**

code **1RUBSORN**



3 WAY  
TAPS



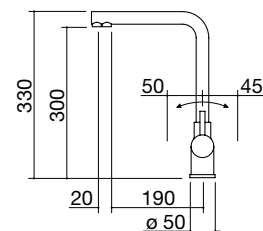
# MIXER TAPS

## 3 way

### 3 way Glass mixer tap



- AISI 316 stainless steel
- cartridge: ceramic discs
- tap rotation: 360°
- tap base:  $\varnothing$  50 mm
- tap hole:  $\varnothing$  35 mm



**SATIN AISI 316 STAINLESS STEEL**

code **1RUBMGL**

#### Accessories:

**Filter (including cartridge and timer)**

code **1FGL**

**Spare cartridge (including timer for filter code 1FGL)**

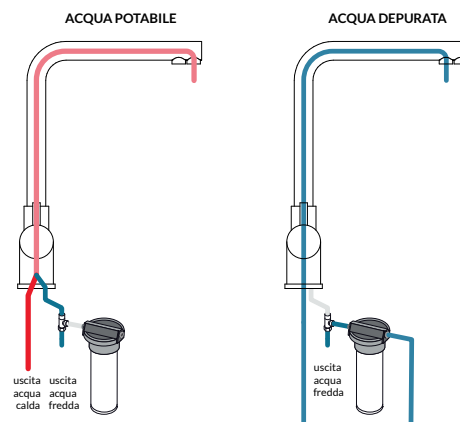
code **1CGL**

### 3 way Glass mixer tap

Glass is completely made of AISI 316 stainless steel and fulfills two functions in a single item: the delivery of both purified water and normal running water. It lets you use filtered and purified water only when necessary. The system is economical, ecological and safe, designed to guarantee water that is always completely pure, eliminating limescale and chlorine residues, the cause of bad smells. It respects the environment because it substantially reduces the use of plastic, does not generate wasted water, and allows you to make savings in complete safety.

It is practical, compact and aesthetically integrated into the kitchen. No special installation is required, only the conventional installation process. All the technology is enclosed in a cartridge which can be replaced quickly and simply without recourse to equipment or the help of a specialist engineer. Each cartridge delivers 3000 litres of very pure water. The timer provided with each cartridge warns you when the cartridge should be replaced.

The flows are separate so that filtered water and purified water are kept apart throughout their trajectories.



### 3 way Glass mixer tap



## LARGE SPRAY HEADS

---

Water flow discovers new volumes.

A large, powerful curve channels the jet of water to direct it wherever you want.

State-of-the-art practicality meets a symbol of pure design clothed in black, satin and chrome stainless steel finishes.



# LARGE SPRAY HEADS

## Flexi mixer tap



## Spring mixer tap with double dispensing spray head



## City mixer tap



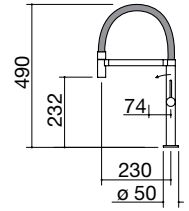
## Flexi mixer tap



## Spring mixer tap



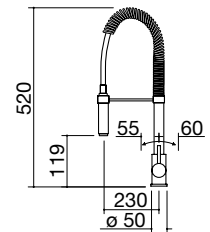
- cartridge: ceramic discs
- tap rotation: 360°
- tap base:  $\varnothing$  50 mm
- tap hole:  $\varnothing$  35 mm



**SATIN STAINLESS STEEL FINISH**

code **1RUBMFX**

- double dispensing spray head
- cartridge: ceramic discs
- tap rotation: 360°
- tap base:  $\varnothing$  50 mm
- tap hole:  $\varnothing$  35 mm

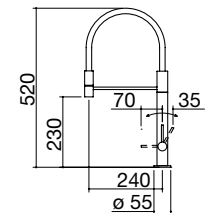


**CHROME STAINLESS STEEL FINISH**

code **1RUBMSGC**

**NEW**

- cartridge: ceramic discs
- tap rotation: 360°
- tap base:  $\varnothing$  55 mm
- tap hole:  $\varnothing$  35 mm



**BLACK**

code **1RUBCY**

## DISPENSER

---

All the practicality of having soap or detergent truly at your fingertips, without having any containers on the edge of the sink. An aesthetic advantage that becomes a practical one, too, when the dispenser, available in a compact or less compact version, makes it possible to have less clutter on the worktop, making it cleaner and more functional.

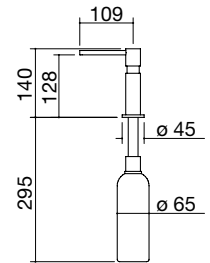


# DISPENSER

## Up Dispenser



- dispenser with liquid soap/detergent container, filled from the top, with a capacity of 0.5 l
- holder dimensions:  $\varnothing$  65x200 h mm
- dispenser base:  $\varnothing$  45 mm
- dispenser hole:  $\varnothing$  35 mm
- it can be installed on a top with a thickness less than or equal to 65 mm



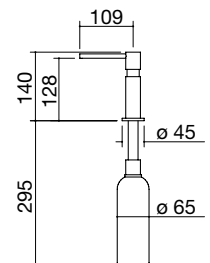
**SATIN STAINLESS STEEL FINISH**

code **1DSU**

## Up Dispenser



- dispenser with liquid soap/detergent container, filled from the top, with a capacity of 0.5 l
- holder dimensions:  $\varnothing$  65x200 h mm
- dispenser base:  $\varnothing$  45 mm
- dispenser hole:  $\varnothing$  35 mm
- it can be installed on a top with a thickness less than or equal to 65 mm



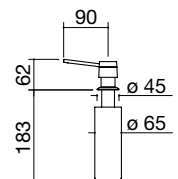
**BLACK**

code **1DSUN**

## Compact Dispenser



- dispenser with liquid soap/detergent container, filled from the top, with a capacity of 0.3 l
- holder dimensions:  $\varnothing$  55x170 h mm
- dispenser base:  $\varnothing$  45 mm
- dispenser hole:  $\varnothing$  35 mm
- it can be installed on a top with a thickness less than or equal to 25 mm



**CHROME STAINLESS STEEL FINISH**

code **1DSC**

## Up Dispenser



## Compact Dispenser



# PULL-OUT SPRAY HEAD AND FOOD WASTE DISPOSERS

The completely independent pull-out spray head is next to the tap for more intensive, high-performance cleaning jobs and brings the jet of water even closer to the surface of dishes and food.

Food waste disposers are available for all Barazza sinks and bowls and allow you to dispose of fruit, vegetables, fish scales, small bones, pasta, egg shells, nuts and much more.

They cut the quantity of waste to go to landfill by up to 50%, allowing for significant savings on the costs of disposal and making a concrete contribution to caring for the environment.



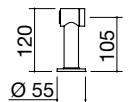
## PULL-OUT SPRAY HEAD

Pull-out spray head



NEW

- independent pull-out spray head
- spray head base:  $\varnothing$  55 mm
- spray head hole:  $\varnothing$  35 mm



SATIN STAINLESS STEEL FINISH

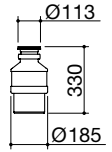
code 1DCE

# FOOD WASTE DISPOSERS

## Food waste disposer



- stainless steel shredder components
- shredding chamber and drain in anti-corrosive material
- stainless steel basket
- single shredding system, standard motor
- continuously powered
- motor 200-240V 50/60Hz
- sound insulation
- energy rating 1
- motor with permanent lubricant
- manual reset/protection against overload
- plastic pneumatic starter provided
- power: 1/2 HP, 370 W
- control hole:  $\varnothing$  35 mm



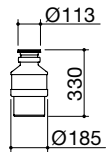
**for all sinks and square bowls with 3/2" basket strainer waste**

code **1DSEC2**

## Plus food waste disposer



- stainless steel shredder components
- shredding chamber and drain in anti-corrosive material
- stainless steel basket
- double shredding system, enhanced motor
- continuously powered
- motor 200-240V 50/60Hz
- sound insulation
- energy rating 1
- motor with permanent lubricant
- manual reset/protection against overload
- plastic pneumatic starter provided
- power: 3/4 HP, 600 W
- control hole:  $\varnothing$  35 mm



**for all sinks and square bowls with 3/2" basket strainer waste**

code **1DSEC1**

## Accessories:

**Adapter compatible with disposers 1DSEC2 and 1DSEC1 for Soul and City sinks and Soul bowls**

code **1ADS**





## POWER SOCKET HOLDERS

---

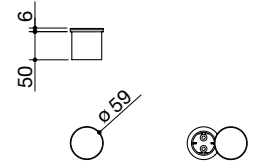
Barazza offers highly aesthetic and functional technological solutions that allow kitchen worktops to be powered without compromising on necessary cleanliness. They can be built-in or installed flush, and when required they close or sink down into the worktop to restore order, clean lines and all the space that's once again available.

# POWER SOCKET HOLDERS

## Smart power socket holder with Schuko socket built-in



- 1 Schuko socket
- dimensions:  $\varnothing$  59 mm
- cut out:  $\varnothing$  54 mm



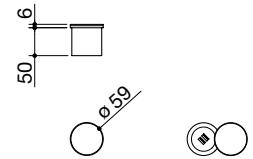
SATIN AISI 304 STAINLESS STEEL COVER

code 1PSS

## Smart power socket holder with USB ports built-in




- 2 USB ports
- dimensions:  $\varnothing$  59 mm
- cut out:  $\varnothing$  54 mm



SATIN AISI 304 STAINLESS STEEL COVER

code 1PSU



## POWER SOCKET HOLDERS


### Features

#### Round extractable power socket tower



The round extractable power socket tower can be used when needed and, afterwards, goes back down till it is flush with the worktop, leaving the space free.

#### Square extractable power socket tower



A socket holder with a particularly simple design that can even be used when the cover is closed.

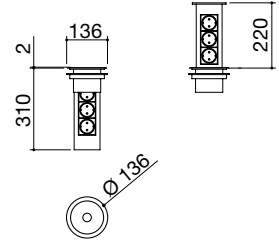


# POWER SOCKET HOLDERS

## Round extractable power socket tower built-in



- 3 Schuko sockets
- dimensions:  $\varnothing$  136 mm
- cut out:  $\varnothing$  124 mm

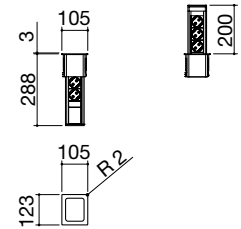


## Square extractable power socket tower built-in



### SATIN AISI 304 STAINLESS STEEL COVER code 1TPE

- 3 Schuko sockets
- dimensions: 105x123 mm
- 95x110 mm cut out



### SATIN AISI 304 STAINLESS STEEL COVER code 1TPQE



## POWER SOCKET HOLDERS

### Features

#### Up top power socket holder



The worktop power socket holder is a top-level technological solution that allows kitchen worktops to be powered and can even be used with the cover closed. Provided with two Schuko sockets and a USB port. It can be built-in or flush.

#### Rotating top power socket holder



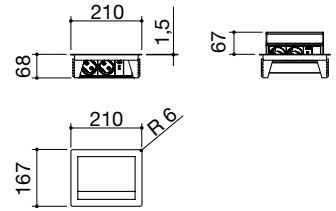
A technological solution that allows you to add electric sockets right where you need them. The practical 180° rotation system lets the sockets disappear under the elegant stainless steel cover, available in Satin, Vintage and the exclusive Black finishes.

# POWER SOCKET HOLDERS

## Up top power socket holder built-in and flush



- 2 Schuko sockets + 1 USB port
- dimensions: 210x167 mm
- 195x157 mm cut out  
flush-top: see website

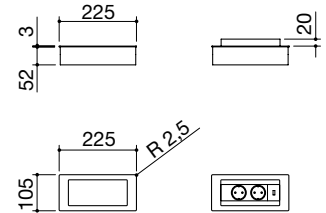


### SATIN AISI 304 STAINLESS STEEL COVER code 1PPTU

## Rotating top power socket holder built-in



- 2 Schuko sockets + 1 USB port
- dimensions: 225x105 mm
- 215x88 mm cut out

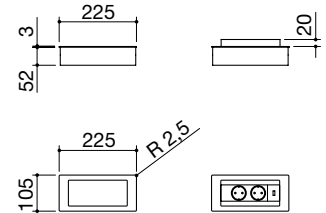


### SATIN AISI 304 STAINLESS STEEL COVER code 1PPB

## Rotating top power socket holder built-in



- 2 Schuko sockets + 1 USB port
- dimensions: 225x105 mm
- 215x88 mm cut out

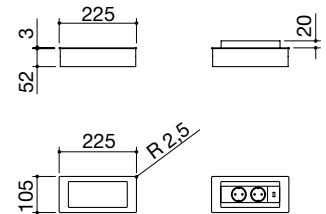


### VINTAGE AISI 304 STAINLESS STEEL COVER code 1PPBV

## Rotating top power socket holder built-in



- 2 Schuko sockets + 1 USB port
- dimensions: 225x105 mm
- 215x88 mm cut out



### BLACK COVER code 1PPBN

## SCALES


---

Not just a set of scales, but a fully fledged technological control centre for the worktop. In addition to weighing, with the option to set different units of measurement, tare and total functions and a weight range from 0 to 20 kg, the scales can be connected to Barazza cooker hoods, becoming remote controls for them, and can replace the switch on any of the kitchen's light points, integrating switching on and off. The functionality of the product is completed with two different systems for setting times, which can operate simultaneously: the first is a conventional timer, the second a multi-timer that can set more than one time at once.



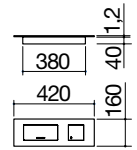
# SCALES

## AISI 304 stainless steel scales built-in and flush



### NEW

- extra thick stainless steel AISI 304
- weight range: 0-20 kg
- unit: g, kg, lb, oz
- accuracy:  $\pm 1g$
- functions: tare, total, minute minder, multi-timer
- remote control for Barazza cooker hoods
- kitchen light point switch 5 A 250 V
- automatic switch-off
- 100-240 V power supply
- maximum absorption 0.2 A
- 400x140 cm cut out  
flush-top: see website



SATIN AISI 304 STAINLESS STEEL

code 1BL



# INDUCTION CHARGER AND BLUETOOTH SPEAKER



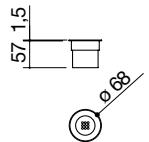
New technological elements such as the powerful, intuitive Bluetooth speaker and the fast, efficient induction charger are ready to transform kitchen worktops and accessorised channels into multifunctional, interactive centres. The kitchen becomes the heart of new energy that starts here and flows into all areas of life.

## Induction charger built-in



## NEW

- extra thick stainless steel AISI 304
- functions: supports fast charging, high efficiency charging (79%), LED warning light, selective device detection, safety switch-off
- input: 110-240 V ac, 50/60 Hz
- output: 5 V / 9 V - 1.1 A
- max. power: 10 W
- dimensions:  $\varnothing$  68 mm
- cut out:  $\varnothing$  60 mm



**SATIN AISI 304 STAINLESS STEEL**

code **1CBI**

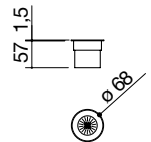


**Bluetooth speaker**  
built-in



**NEW**

- functions: Bluetooth 5.0, 5-band digital hardware equaliser
- Bluetooth field: 10 m
- input: 110-240 V ac, 50/60 Hz
- max. power: 3 W
- dimensions:  $\varnothing$  68 mm
- cut out:  $\varnothing$  60 mm



**SATIN AISI 304 STAINLESS STEEL**

code **1CAB**

## ACCESSORIES

---

A wide choice of accessories makes the kitchen an authentic, functional work station. Nothing is left to chance. There is an accessory for every requirement, from the washing area to the cooking zone, including ovens and cooker hoods.



## SINKS AND SQUARE BOWLS ACCESSORIES

### Polished stainless steel basket



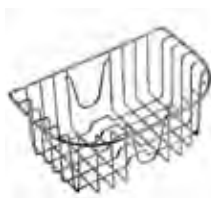
- 2 32.5x32.5x14 h cm basket code 1CQI
- 3 37.5x33x15.4 h cm basket code 1CREI

### Polyethylene chopping board



- 8 chopping board dimensions: 26x43 code 1TOF26

### Hanging polished stainless steel basket



- 5 36.5x23.5x15 h cm basket code 1CREIM

### Shaped iroko chopping board



- 11 chopping board dimensions: 40x30 code 1TRES

### B\_Free stainless steel and black HPL multi-purpose chopping board



- 6 chopping board dimensions: 33x41 code 1TBF

### Iroko chopping board



- 12 chopping board dimensions: 40x35 code 1TRE

### B\_Free multi-purpose chopping board



### Polyethylene chopping board



# SINKS AND SQUARE BOWLS ACCESSORIES

---

## Polyethylene chopping board

---



13 chopping board dimensions: 31.9x17.1 code 1TREPM

---

## Polyethylene chopping board

---



14 chopping board dimensions: 40x35 code 1TREP

---

## Stainless steel colander

---



17 colander dimensions: 15x43x12 h code 1VOF

18 colander dimensions: 15x48.5x12 h code 1VLB

19 colander dimensions: 15x41x12 h code 1VBF

---

## Roll-Up multi-purpose stainless steel rack



---

## Stainless steel colander with removable draining rack

---



20 colander dimensions: 25x43x7 h code 1VSOF

21 colander dimensions: 25x48.5x7 h code 1VSLB

---

## Stainless steel perforated bowl cover

---



23 bowl cover dimensions: 34x34 code 1CI33

24 bowl cover dimensions: 40x35 code 1CI91

---

## Stainless steel perforated bowl cover

---



25 bowl cover dimensions: 25x43 code 1CIVQ

---

## Stainless steel colander with removable draining rack



# SINKS AND SQUARE BOWLS ACCESSORIES

Stainless steel drain cover with basket



38

code 1CPI

Sliding black HPL chopping board



44

chopping board dimensions: 48x40

code 1TGS�

Stainless steel perforated bowl cover with black HPL chopping board




40

bowl cover dimensions: 25x43

code 1CITN

Roll-Up multipurpose stainless steel rack



45

rack dimensions: 46x44 cm

code 1GSPA

Black HPL chopping board



43

chopping board dimensions: 26x43

code 1TOF26N

Black HPL multi-purpose drainer chopping board



46

chopping board dimensions: 40x24

code 1TGMD

Stainless steel perforated bowl cover with black HPL chopping board



Black HPL chopping board



# SINKS AND SQUARE BOWLS ACCESSORIES

---

## Sliding black HPL chopping board

---




47 chopping board dimensions: 52x30 code 1TGS

---

## Black HPL support grid

---



66 grid dimensions: 26.5x43 cm code 1GLN

67 grid dimensions: 26.5x48 cm code 1GQN

---

## Stainless steel perforated bowl cover with removable black HPL draining rack

---




61 bowl cover dimensions: 25x43 code 1CIFX

---

## Black HPL support grid for bowl bottom

---

NEW



71 grid dimensions: 33.8x38.3 code 1GQRN

---

## Stainless steel colander with removable black HPL draining rack

---



62 colander dimensions: 25x43x7 h code 1VSFX

63 colander dimensions: 25x48x7 h code 1VSVQ


---

## Black HPL rack



---

## Stainless steel colander with removable black HPL draining rack



# POP-UP PLUG KIT

## Pop-up plug kit



- control hole:  $\varnothing$  35 mm
- stainless steel drain cover, 3½" waste and perimeter overflow

54

code 1SPR

## Black Smart pop-up plug Kit



- control hole:  $\varnothing$  35 mm
- with 3½" basket strainer waste, and perimeter overflow

65

code 1SPSN

## Pop-up plug kit



- control hole:  $\varnothing$  35 mm
- with 3½" waste and overflow hole

56

code 1SPF

## Thalas pop-up plug kit

NEW



- control hole:  $\varnothing$  35 mm
- with 3½" waste and overflow hole

72

code 1SPX

## Smart pop-up plug Kit



- control hole:  $\varnothing$  35 mm
- with stainless steel drain cover, 3½" waste and perimeter overflow

64

code 1SPSI

## Black Smart pop-up plug Kit




## OVEN AND COORDINATED PRODUCTS ACCESSORIES

### Pizza plate



**28** dimensions of plate: 38x35 cm code 1PP60

### 2 pairs of telescopic oven rails kit



**29** for 60 cm ovens (excluding Officina Advance) code 1CG6

**33** for 90 cm ovens code 1CG9

### Kit of boxes for vacuum-sealing



**57** containers in 3 different sizes code 1KS3

- dimensions of containers 0.7 l Ø 14x7 h  
1.4 l Ø 14x12.5 h  
2 l Ø 14x18.5 h

### Pizza plate



### 2 pairs of telescopic oven rails kit



### Kit of boxes for vacuum-sealing



## COOKER HOOD ACCESSORIES


### Carbon filter



**41** for Mood, Unique, B\_Ambient, Steel cooker hoods (x2) code 1FC1

**50** for Fusion cooker hoods (x1) code 1FC2

### Cloths for greasy filters



**48** for 90 cm B\_Draft cooker hood (x2) code 1FC3

**49** for 120 cm B\_Draft cooker hood (x2) code 1FC4

### Zero Plus filter kit



**75** ceramic filter kit code 1FCK

**76** carbon filter kit code 1FMK

# HOB ACCESSORIES

---

## Steel grill

---



**34** grill dimensions: 27x26

code 1BSIJ

---

## Cast iron grill for induction hobs

---



**74** grill dimensions: 26x42

code 1BID

---

## Cast iron wok adapter

---



**35** for double and triple rings  
(excluding Lab Evolution and Mood hobs)

code 1RWJ

---

## Sealant cartridge

---



for hobs and sinks installed flush with  
the top

code 1CSF

---

## Hosepipe (European standard) for combustible gases

---




**36** for gas hobs - compliant with standard  
EN 14800 - length 2 meters

code 1TFL

---

## Extractor grid

---



**77** satin stainless steel insert

code 1IZPI

**78** Vintage stainless steel insert

code 1IZPV

---

## Grill for induction hob



---

## Cast iron wok adapter



# CLEANING PRODUCTS

## STAINLESS STEEL

Stainless steel is the name given to steels with a high chrome and nickel content because of their quality of not rusting if exposed to air and water. There are various types of stainless steel. Barazza uses AISI 304 and 316 (US trademark: American Iron and Steel Institute), which ensure exceptional resistance to corrosion, ease of cleaning and excellent hygiene.

For best maintenance Barazza recommends:

- After use rinse well with water and dry with a clean cloth or a chamois leather.
- Use any ordinary detergent so long as it does not contain chlorine or its compounds, such as bleach or hydrochloric acid.
- For persistent stains only, use a little warm white vinegar.
- Do not use steel scourers or other abrasive materials which would inevitably scratch the steel surface.
- Do not drag objects on the top but use chopping boards and heat-resistant mats while working in the kitchen.
- Avoid putting down hot pans, ovens and pizza ovens that might cause deformation and yellowing.
- Do not leave rusted iron items on the surface for long periods.
- Do not leave open packets and bottles of detergents or other chemical substances around the product.



## EASY CLEAN DETERGENT CREAM

Easy Clean is a cream detergent designed specifically for cleaning sinks, hobs, cooker hoods, ovens and stainless steel surfaces in general. Ecological and Made in Italy, it is composed of top-quality raw materials, is rich in polishing pigments and protective substances, and effortlessly removes limescale and greasy marks from stainless steel. It also brings a new sparkle to it along with a protective coating that delays the reappearance of fogging and dirt deposits. It is not recommended for use on black stainless steel elements.

## MULTI CLEAN MULTIPURPOSE PROFESSIONAL DETERGENT

Multi Clean multipurpose professional detergent, recommended for daily cleaning, is perfumed and removes dirt quickly on all washable hard surfaces. With its ecological formula it can be used neat or diluted in water as required.

## EASY CLEAN PROFESSIONAL MICROFIBRE CLOTH

Barazza's Easy Clean professional microfibre cloth, with its degreasing, absorbent action, cleans and sanitises all surfaces in one go without the use of detergents. This innovative product, tested as antibacterial, is exceptionally soft and continuously effective over time which make it an indispensable aid for everyday cleaning.

## PROFESSIONAL CLEANING BOX

Barazza's new practical and innovative Professional Cleaning Box contains: 150 g Easy Clean professional cream detergent for cleaning stainless steel, 200 ml Multi Clean multipurpose professional detergent and the Easy Clean professional antibacterial microfibre cloth to guarantee careful, effective cleaning throughout the kitchen.

# CLEANING PRODUCTS

## Easy Clean professional cleaning cream



- professional stainless steel cleaning cream
- cleans, polishes and protects stainless steel
- ecological formula
- 150 g each

**package of 3** code **1ECO3**

**package of 12** code **1ECO12**

## Multi Clean professional multipurpose detergent



- professional multipurpose detergent, suitable for daily cleaning
- removes dirt quickly on all washable hard surfaces
- ecological formula
- contents 200 ml each

**package of 3** code **1MC3**

**package of 12** code **1MC12**

## Easy Clean professional microfibre cloth



- antibacterial
- cleans and sanitises in one go on all washable hard surfaces
- dimensions: 40x40 cm

**1 box** code **1PMA**

**package of 3** code **1PMA3**

## Cleaning Box



The Professional Cleaning Box contains:

- 1x Easy Clean 150 g
- 1x Multiclean 200 ml
- 1x Easy Clean microfibre cloth

**1 box** code **1CBK**



# OUTDOOR COLLECTION

---

The desire for freedom is the leitmotif of Barazza's Outdoor collection. The beautiful design teams up with the innovative features to give a truly unique experience.

The collection has been designed to celebrate the feeling of independence in every one of us, offering us infinite possibilities to manage our time in new spaces. Far-reaching expanses of sun, sea and countryside become the backdrop for our most memorable moments, moments to be enjoyed without a care in the world, thanks to the hard-wearing AISI 316 stainless steel, a material that is beautiful to look at and withstands even the harshest weather.

**FREESTANDING THALAS HOBS** page 418

**BUILT-IN THALAS HOBS** page 422

**316 SINKS AND SQUARE BOWLS** page 426

**TAPS AND ACCESSORIES** page 434





# FREESTANDING AND BUILT-IN THALAS HOBS

## Double ring 4.7 kW



A burner that guarantees high performance thanks to its high power. For greater precision, there are two knobs to control the 0.8 kW internal flame and the 3.9 kW external flame. Also suitable for cooking with a wok.

## Induction



Heat is only generated on the bottom of the pan and is transmitted directly to the food being cooked. At 90% efficiency, cooking times are shorter. The surface remains cool for greater safety and to make cleaning easier.

## Teppanyaki



AISI 304 stainless steel electric hotplate measuring 6 mm thick for cooking meat, fish and vegetables without adding seasoning. It is divided into two cooking zones that can be used individually or together, without mixing the flavours of the different dishes. It has a thermostat and is easy to clean. Use a small amount of sparkling water with washing-up liquid and a steel brush to clean.

## Chef double ring 3.5 kW



Thalas hobs with 2 gas burners are equipped with Chef double ring 3.5 kW that guarantees professional results, thanks to two flame rings that evenly distribute heat to the base of cooking instrument. The flame is directed so that it is concentrated on the centre of the burner, making cooking even more rapid.

## Barbecue



This electric barbecue made of lava stone absorbs fat and stops smoke from forming. The heating element is located under the grill to avoid contact with cooking liquids which could otherwise generate smoke. The quality of the cooking is just the same as with a traditional barbecue.

## Multi-purpose cover



The Thalas multi-purpose cover protects the hobs from the elements, acts as a cover and surface to place items on and can also be used as a tray to carry and serve food at the table. The solid oak wood chopping board is an excellent accessory and completes its functionality.



## FREESTANDING

---

The Outdoor collection offers a full range of freestanding Thalass hobs, easy to transport and position, that specialise in different cooking and food preparation techniques. The particular chemical composition of the AISI 316 stainless steel of the hobs makes them even more resistant to corrosion caused by salt, rendering them ideal to use in any scenario. The practical multi-purpose Cover completes the set.



# FREESTANDING THALAS HOBS

## 40 cm freestanding Thalass hob double ring 4.7 kW



## 40 cm freestanding Thalass hob 1 gas burner + Chef double ring



## 40 cm freestanding Thalass hob 2 induction zones



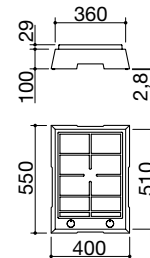
FST NEW

Accessories: 34 35

- extra thick AISI 316 stainless steel
- cast iron pan support
- double control burner
- equipment: electronic activation with battery, safety valve, eco-flame
- predisposition for LPG supply
- waterproof cover

### Burner power:

- 1 double ring: 4.7 kW  
(central 0.8 kW and ring 3.9 kW)



SATIN AISI 316 STAINLESS STEEL

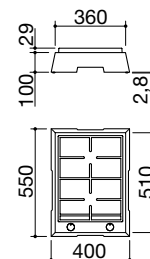
code 1PTF1

FST NEW

- extra thick AISI 316 stainless steel
- cast iron pan support
- equipment: electronic activation with battery, safety valve, eco-flame
- predisposition for LPG supply
- waterproof cover

### Burner power:

- 1 semi-rapid: 1.75 kW
- 1 Chef double ring: 3.5 kW



SATIN AISI 316 STAINLESS STEEL

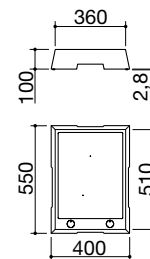
code 1PTF2

FST NEW

- extra thick AISI 316 stainless steel
- functions: power management, Booster, selective pan detection, keep warm, automatic preheating, electronic child-safety lock, residual heat indicator, safety switch-off
- minimum pan diameter:  $\varnothing$  90 mm
- adjustable power levels:  
1.6 – 2.0 – 2.4 – 2.8 – 3.2 – 3.7 kW
- maximum absorbed power: 3.7 kW
- equipment: Schuko mains plug
- waterproof cover
- Thalass 1TTH chopping board

### Induction zone power:

- 1 zone  $\varnothing$  200 mm: 2.3-3 kW (\*)
  - 1 zone  $\varnothing$  160 mm: 1.4-2.1 kW (\*)
- (\*) with Booster function



BLACK GLASS CERAMIC/SATIN AISI 316 STAINLESS STEEL code 1PTFID



# FREESTANDING THALAS HOBS


## 40 cm freestanding Thalass hob teppanyaki



## 40 cm freestanding Thalass hob barbecue

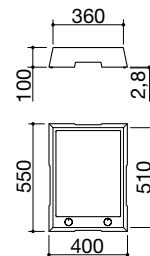


## Thalass multi-purpose cover waterproof cover / serving tray



**FST NEW**

- extra thick AISI 316 stainless steel
- AISI 304 stainless steel single hotplate thickness 6 mm
- thermostat
- 2 cooking zones
- electronic temperature control 0 °C to 250 °C
- hotplate activation indicator and thermostat
- maximum absorbed power: 3 kW
- equipment: Schuko mains plug
- waterproof cover
- Thalass 1TTH chopping board

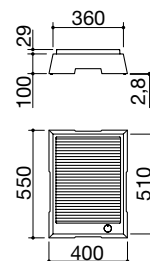


**SATIN AISI 316 STAINLESS STEEL**

code 1PTFTK

**FST NEW**

- extra thick AISI 316 stainless steel
- barbecue with electric element
- cast iron grid
- lava stone to absorb cooking liquids
- AISI 304 stainless steel removable tray
- settings 0 to 9
- heating element activation indicator
- maximum absorbed power: 2.4 kW
- equipment: Schuko mains plug
- waterproof cover



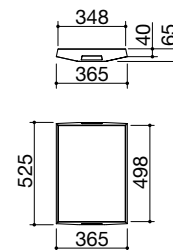
**SATIN FINISH AISI 316 STAINLESS STEEL**

code 1PTFBQ

**NEW**

**Accessories: 73**


- extra thick AISI 316 stainless steel
- dual function: cover and serving tray
- compatible with all freestanding and built-in Thalass hobs
- compatible with waterproof cover



**SATIN AISI 316 STAINLESS STEEL**

code 1C306

**Accessories:**



34

code 1BSIJ



35

code 1RWJ



73

code 1TTH



## BUILT-IN

---

The Thalys built-in hobs can be installed in any type of worktop, in stainless steel or in other types of materials.

A full range that specialises in different cooking and food preparation techniques. The particular chemical composition of the AISI 316 stainless steel of the hobs makes them even more resistant to corrosion caused by salt, making them ideal to use in any environment.



# BUILT-IN THALAS HOBS

## 37 cm built-in Thalass hob double ring 4.7 kW



## 37 cm built-in Thalass hob 1 gas burner + Chef double ring



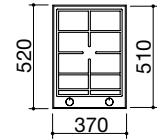
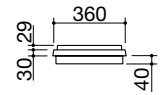
## 37 cm built-in Thalass hob 2 induction zones



TEB NEW

Accessories: 34 35

- extra thick AISI 316 stainless steel
- cast iron pan support
- double control burner
- equipment: electronic activation with battery, safety valve, eco-flame, fixing clips, seal
- predisposition for LPG supply
- waterproof cover
- 34x49 cm cut out



### Burner power:

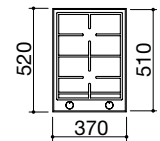
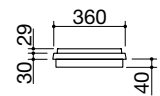
- 1 double ring: 4.7 kW  
(central 0.8 kW and ring 3.9 kW)

SATIN AISI 316 STAINLESS STEEL

code 1PT11

TEB NEW

- extra thick AISI 316 stainless steel
- cast iron pan support
- equipment: electronic activation with battery, safety valve, eco-flame, fixing clips, seal
- predisposition for LPG supply
- waterproof cover
- 34x49 cm cut out



### Burner power:

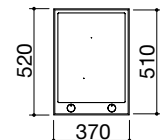
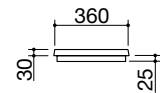
- 1 semi-rapid: 1.75 kW
- 1 Chef double ring: 3.5 kW

SATIN AISI 316 STAINLESS STEEL

code 1PT12

TEB NEW

- extra thick AISI 316 stainless steel
- functions: power management, Booster, selective pan detection, keep warm, automatic preheating, electronic child-safety lock, residual heat indicator, safety switch-off
- minimum pan diameter:  $\varnothing$  90 mm
- adjustable power levels: 1.6 – 2.0 – 2.4 – 2.8 – 3.2 – 3.7 kW
- maximum absorbed power: 3.7 kW
- equipment: Schuko mains plug, fixing clips, seal
- waterproof cover
- Thalass 1TTH chopping board
- 34x49 cm cut out



### Induction zone power:

- 1 zone  $\varnothing$  200 mm: 2.3-3 kW (\*)
  - 1 zone  $\varnothing$  160 mm: 1.4-2.1 kW (\*)
- (\*) with Booster function

BLACK GLASS CERAMIC/SATIN AISI 316 STAINLESS STEEL code 1PT11D



# BUILT-IN THALAS HOBS


## 37 cm built-in Thalys hob teppanyaki



## 37 cm built-in Thalys hob barbecue

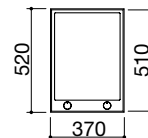
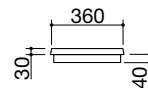


## Thalys multi-purpose cover waterproof cover / serving tray



TEB NEW

- extra thick AISI 316 stainless steel
- AISI 304 stainless steel single hotplate, 6 mm thick
- thermostat
- 2 cooking zones
- electronic temperature control 0 °C to 250 °C
- hotplate activation indicator and thermostat
- maximum absorbed power: 3 kW
- equipment: Schuko mains plug, fixing clips, seal
- waterproof cover
- Thalys 1TTH chopping board
- 34x49 cm cut out

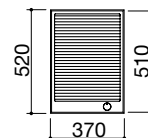
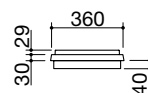


SATIN AISI 316 STAINLESS STEEL

code 1PTITK

TEB NEW

- extra thick AISI 316 stainless steel
- barbecue with electric element
- cast iron grid
- lava stone to absorb cooking liquids
- AISI 304 stainless steel removable tray
- settings 0 to 9
- heating element activation indicator
- maximum absorbed power: 2.4 kW
- equipment: Schuko mains plug, fixing clips, seal
- waterproof cover
- 34x49 cm cut out



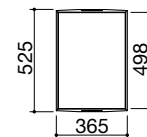
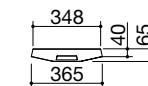
SATIN AISI 316 STAINLESS STEEL

code 1PTIBQ

NEW

Accessories: 73


- extra thick AISI 316 stainless steel
- dual function: cover and serving tray
- compatible with all freestanding and built-in Thalys hobs
- compatible with waterproof cover



SATIN AISI 316 STAINLESS STEEL

code 1C306

Accessories:



34

code 1BSIJ



35

code 1RWJ



73

code 1TTH



## 316 SINKS AND SQUARE BOWLS

---

The sinks and square bowls in the Outdoor collection come in different sizes and can be installed in different ways, but all share the same clean lines and the particular chemical composition of AISI 316 stainless steel that makes them even more resistant to corrosion caused by salt.



# LAB 316 SINKS WITH LOWERING

flat edge built-in, flush and undermounted

57x51 cm built-in, flush and undermounted Lab 316 sink  
1 bowl with lowering



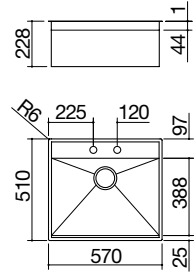
86x51 cm built-in, flush and undermounted Lab 316 sink  
1 bowl with lowering



FEB FT UM NEW

Accessories: 6 19 71

- extra thick AISI 316 stainless steel
- bowl with radius "0"
- 54x38.8x18.3 h cm bowl
- bowl with lowering for sliding of accessories
- equipment: 3 1/2" basket strainer waste, pop-up plug, B overflow
- tap hole: 2 standard holes
- base unit for bowls:
  - built-in and flush: 60
  - undermounted: 80
- 56x49 cm cut out  
flush and undermounted: see website



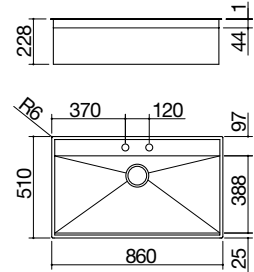
SATIN AISI 316 STAINLESS STEEL

code 1LLB616

FEB FT UM NEW

Accessories: 6 19 67 71


- extra thick AISI 316 stainless steel
- bowl with radius "0"
- 83x38.8x18.3 h cm bowl
- bowl with lowering for sliding of accessories
- equipment: 3 1/2" basket strainer waste, pop-up plug, B overflow
- tap hole: 2 standard holes
- base unit for bowls:
  - built-in and flush: 90
  - undermounted: 100
- 85x49 cm cut out  
flush and undermounted: see website




SATIN AISI 316 STAINLESS STEEL

code 1LLB916


Accessories:



6  
code 1TBF



19  
code 1VBF



67  
code 1GQN



71  
code 1GQRN

**Standard equipment:** fixing clips, space-saver trap with dishwasher connection, cardboard packaging.  
The mixer tap is not included.





# LAB COVER 316 SINKS

## flat-edge built-in and flush

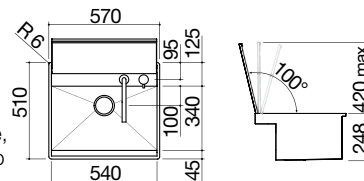
57x51 cm built-in and flush Lab Cover 316 sink  
1 bowl with cover + tap



FEB FT NEW

Accessories: 71

- extra thick AISI 316 stainless steel
- bowl with radius "0"
- 54x34x18.3 h cm bowl
- balanced, removable, AISI 316 stainless steel cover with manual opening
- equipment: 3" ½ basket strainer waste, B overflow, Thalys telescopic mixer tap with remote control 1RUBTH
- tap hole: 2 standard holes
- 60 cm base unit for bowl
- 56x49 cm cut out flush: see website



SATIN AISI 316 STAINLESS STEEL

code 1LLB606

### Accessories:



71

code 1GQRN

**Standard equipment:** fixing clips, space-saver trap with dishwasher connection, cardboard packaging.





# SQUARE BOWLS R. "12" 316 flat-edge built-in, flush and undermounted

40x40 cm square bowl R. "12" 316  
built-in, flush and undermounted



50x40 cm square bowl R. "12" 316  
built-in, flush and undermounted

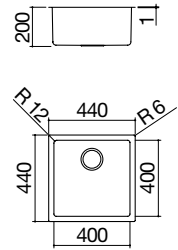


70x40 cm square bowl R. "12" 316  
built-in, flush and undermounted



FEB FT UM NEW Accessories: 8 17 20 25 40 43  
45 61 62 66 71 72

- extra thick AISI 316 stainless steel
- bowl with radius "12"
- 40x40x20 h cm bowl
- equipment: 3 1/2" basket strainer waste, B overflow
- base unit for bowls:
  - built-in and flush: 50
  - undermounted: 60
- 42x42 cm cut out  
+ notch for overflow  
flush and undermounted: see website

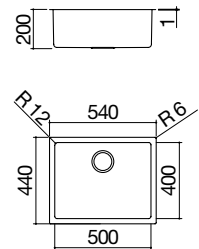


SATIN AISI 316 STAINLESS STEEL

code 1QR406

FEB FT UM NEW Accessories: 8 17 20 25 40 43  
45 61 62 66 71 72

- extra thick AISI 316 stainless steel
- bowl with radius "12"
- 50x40x20 h cm bowl
- equipment: 3 1/2" basket strainer waste, B overflow
- base unit for bowls:
  - built-in and flush: 60
  - undermounted: 80
- 2x42 cm cut out  
+ notch for overflow  
flush and undermounted: see website

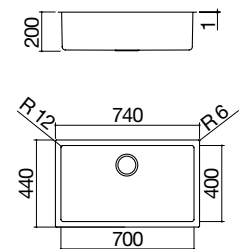


SATIN AISI 316 STAINLESS STEEL

code 1QR506

FEB FT UM NEW Accessories: 8 17 20 25 40 43  
45 61 62 66 71 72


- extra-thick AISI 316 stainless steel
- bowl with radius "12"
- 70x40x20 h cm bowl
- equipment: 3 1/2" basket strainer waste, B overflow
- base unit for bowls:
  - built-in and flush: 80
  - undermounted: 90
- 72x42 cm cut out  
+ notch for overflow  
flush and undermounted: see website



SATIN AISI 316 STAINLESS STEEL

code 1QR706

## Accessories:




8 code 1TOF26



17 code 1VOF



20 code 1VSOF



25 code 1CIVQ



40 code 1CITN




43 code 1TOF26N



45 code 1GSPA



61 code 1CIFX



62 code 1VSFX



66 code 1GLN



71 code 1GQRN



72 code 1SPX

**Standard equipment:** fixing clips, space-saver trap with dishwasher connection, cardboard packaging. The mixer tap is not included.





## OUTDOOR MADE TO MEASURE

Barazza outdoor products in AISI 316 stainless steel can be integrated into exclusive custom-made worktops in stainless steel with satin or Vintage finish, for unique tailoring solutions that can be customized at will.

### Guidelines for outdoor Made to Measure worktops:

#### Finishes

The worktops in AISI 316 stainless steel are available in the refined and elegant satin finish or in the Vintage finish, in which the material comes to life thanks to a particular manual surface processing that makes each piece unique and unrepeatable.

#### Dimension limits

All worktops are customizable in length, depth and thickness. The maximum sheet size for AISI 316 stainless steel worktops with satin and Vintage finish is 4200x1250 mm.

Theoretical development is calculated like this:  
worktop length / depth + 2x thickness + lower folds.

#### Worktop depth

Wall worktops are available with a depth between 300 and 750 mm, Island worktops are available with a depth between 751 and 1200 mm; if the worktop depth exceeds 1000 mm, only 6, 8 or 12 mm thick edges can be used.

#### Available edge thicknesses

6 - 8 - 12 - 20 - 30 - 40 - 60 mm

#### Worktop reinforcement panels

All the worktops are equipped with an internal aluminum support that gives greater strength to the product and better resistance to external agents.

#### Joints

If a worktop has dimensions that exceed the indicated dimensional limits, it is possible to combine two or more worktops at 45° or 90°, in an "L" shape or in line. Worktops with 40 and 60 mm thickness will be equipped with a junction system.

#### Cooking

On the AISI 316 stainless steel worktops it is possible to install, exclusively built-in, all the Thalys hobs (in satin finish).

#### Washing

On the AISI 316 stainless steel worktops it is possible to weld the R. "0" sinks with lowering, the R. "0" sinks with cover and the R. "12" square bowls, either in satin or Vintage finish.

#### Other workings

In AISI 316 stainless steel it is also possible to make splash backs, upstands, sides, doors and shelves.



SATIN FINISH STAINLESS STEEL



VINTAGE STAINLESS STEEL

# Single lever MIXER TAPS

**Officina Shower 316 mixer tap**  
with pull-out spray head

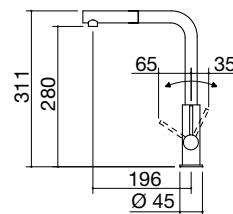


**Mood One mixer tap**



**NEW**

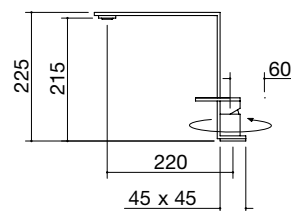
- AISI 316 stainless steel
- pull-out spray head
- ceramic disc cartridge
- tap rotation: 360°
- tap base:  $\varnothing$  45 mm
- tap hole:  $\varnothing$  35 mm



**SATIN AISI 316 STAINLESS STEEL**

code **1RUBOF316**

- AISI 316 stainless steel
- ceramic disc cartridge
- tap rotation: 360°
- tap base: 45x45 mm
- tap hole:  $\varnothing$  35 mm



**SATIN AISI 316 STAINLESS STEEL**

code **1RUBMD1**




# MIXER TAPS with remote control

## Telescopic Thalys mixer tap with remote control



## Mood Top mixer tap with remote control

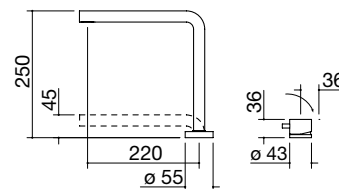


## Kit Top mixer tap with remote control and pull-out spray head



NEW

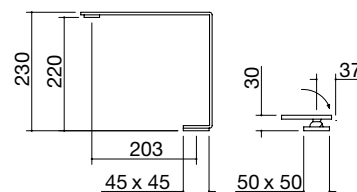
- AISI 316 stainless steel
- ceramic disc cartridge
- tap rotation: 360°
- tap base:  $\varnothing$  55 mm
- control base:  $\varnothing$  43 mm
- tap hole:  $\varnothing$  35 mm
- control hole:  $\varnothing$  35 mm



SATIN AISI 316 STAINLESS STEEL

code 1RUBTH

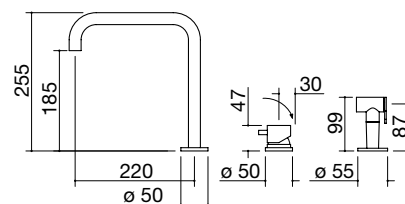
- AISI 316 stainless steel
- ceramic disc cartridge
- tap rotation: 360°
- tap base: 45x45 mm
- control base: 50x50 mm
- tap hole:  $\varnothing$  35 mm
- control hole:  $\varnothing$  35 mm



SATIN AISI 316 STAINLESS STEEL

code 1RUBMDT

- AISI 316 stainless steel
- ceramic disc cartridge
- tap rotation: 360°
- tap base:  $\varnothing$  50 mm
- control base:  $\varnothing$  50 mm
- spray head base:  $\varnothing$  55 mm
- tap hole:  $\varnothing$  35 mm
- control hole:  $\varnothing$  35 mm
- spray head hole:  $\varnothing$  35 mm



SATIN AISI 316 STAINLESS STEEL

code 1RUBMRKT



# ACCESSORIES SINKS AND BOWLS

B\_Free multi-purpose chopping board in AISI 304 st. steel and black HPL



6 chopping board dimensions 33x41 code 1TBF

AISI 304 stainless steel colander



17 colander dimensions 15x43x12 H code 1VOF

19 colander dimensions 15x41x12 H code 1VBF

AISI 304 stainless steel perforated bowl cover



25 bowl cover dimensions: 25x43 cm code 1CIVQ

Black HPL chopping board



Polyethylene chopping board



8 chopping board dimensions: 26x43 cm code 1TOF26

AISI 304 stainless steel colander with removable draining rack




20 colander dimensions: 25x43x7 h cm code 1VSOF

AISI 304 st. steel perforated bowl cover with black HPL chopping board



40 bowl cover dimensions: 25x43 cm code 1CITN

AISI 304 st. steel sliding colander with black HPL draining rack



# ACCESSORIES SINKS AND BOWLS

---

## Black HPL chopping board

---




43 chopping board dimensions: 26x43 cm code 1TOF26N

---

## Roll-Up multipurpose stainless steel rack

---



45 rack dimensions: 46x44 cm code 1GSPA

---

## AISI 304 st. steel perforated bowl cover with black HPL draining rack

---




61 bowl cover dimensions: 25x43 cm code 1CIFX

---

## AISI 304 st. steel sliding colander with black HPL draining rack

---




62 colander dimensions: 25x43x7 h cm code 1VSFX

---

## Black HPL support grid

---



66 grid dimensions: 26.5x43 code 1GLN


67 grid dimensions: 26.5x48 code 1GQN

---

## Black HPL support grid for bowl bottom

---

NEW



71 grid dimensions: 33.8x38.3 code 1GQRN

---

## Black HPL rack



---

## Black HPL bowl grid




# SINK AND BOWL ACCESSORIES

Thalas pop-up plug kit

NEW



72 with 3 1/2" basket strainer waste and overflow hole code 1SPX



# ACCESSORIES HOBS

AISI 304 stainless steel grill



34 grill size 27x26 code 1BSIJ

Cast iron wok adapter



35 for double ring code 1RWJ

Solid oak wood Thalas chopping board



73 chopping board dimensions 25x35.9 code 1TTH





## WEIGHTS AND VOLUMES search by code

Code	Page	Dim. of pack. (cm)	Volume (m <sup>3</sup> )	Weight (kg)
1ABEVEN	169	64x64x67,5	0,28	51
1ABEVG	157	64x64x67,5	0,28	51
1ABEVS	163	64x64x67,5	0,28	51
1ADS	391	21x16,5x9	0,01	0,5
1BID	409	51x41x8	0,02	6
1BL	399	51x41x8	0,02	3,5
1BSIJ	409/438	51x41x7,5	0,02	4,9
1C306	420/424	57x75x18	0,08	6
1CAB	401	30x23,5x11,5	0,01	0,8
1CBI	400	30x23,5x11,5	0,01	0,8
1CBK	411	27x26x11	0,1	0,7
1CBL	354	51x41x8	0,02	3,5
1CBLN	354	51x41x8	0,02	3,5
1CCA	356	30x23,5x11,5	0,01	0,8
1CCAN	356	30x23,5x11,5	0,01	0,8
1CCB	356	30x23,5x11,5	0,01	0,8
1CCBN	356	30x23,5x11,5	0,01	0,8
1CEEVEN	170	65x65x22	0,9	14,5
1CEEVG	158	65x65x22	0,9	14
1CEEVS	164	65x65x22	0,9	14,5
1CFEVEN	169	65x50x53	0,17	26,5
1CFEVG	157	65x50x53	0,17	26
1CFEVS	163	65x50x53	0,17	26,5
1CG6	408	50x16x13	0,01	1,5
1CG9	408	50x16x13	0,01	1,6
1CGL	385	37,5x15x7	0,01	0,7
1CI120	350	24x125x27	0,06	8
1CI120N	352	24x125x27	0,06	8
1CI150	350	24x155x27	0,07	10
1CI33	404	35x34x2	0,01	0,5
1CI90	350	24x125x27	0,05	6
1CI90N	352	24x125x27	0,05	6
1CI91	404	50x39x2	0,01	0,5
1CIA180	350	24x190x27	0,12	14
1CIFX	406/437	50x28x8	0,01	1,9
1CITN	405/436	50,5x28x8	0,01	1,9
1CIVQ	404/436	50,5x28x8	0,01	1,1
1CPB	356	30x23x12	0,01	1
1CPBN	356	30x23x12	0,01	1
1CPC	355	34x18x3,5	0,01	1
1CPI	405	10x10x10	0,01	0,2
1CPP	354	30x23x12	0,01	2
1CPPN	354	30x23x12	0,01	2
1CPT	354	30x23x12	0,01	3,4
1CPTN	354	30x23x12	0,01	3,4
1CQI	403	33x33x14	0,02	1
1CREI	403	37,5x33x12,5	0,02	1
1CREIM	403	37x24x14	0,01	1
1CRG	355	34x18x3,5	0,01	1
1CRGN	355	34x18x3,5	0,01	1

Code	Page	Dim. of pack. (cm)	Volume (m <sup>3</sup> )	Weight (kg)
1CRP	356	34x18x3,5	0,01	1
1CRPN	356	34x18x3,5	0,01	1
1CSEVEN	170	65x65x22	0,9	14,5
1CSEVG	158	65x65x22	0,9	14
1CSEVS	164	64x64x67,5	0,28	14,5
1CSF	409	22x5x5	0,01	0,3
1CSP	355	30x23x12	0,01	1,5
1CSPN	355	30x23x12	0,01	1,5
1CSTN	355	34x18x3,5	0,01	0,2
1CVS	355	30x23x12	0,01	1,5
1CVSN	355	30x23x12	0,01	1,5
1DCE	390	32x14x7	0,01	0,9
1DSC	389	24,5x15,5x5,5	0,01	0,3
1DSEC1	391	40,5x22,5x22,5	0,02	6,3
1DSEC2	391	40,5x22,5x22,5	0,02	7,8
1DSU	389	32x14x7	0,01	0,9
1DSUN	389	32x14x7	0,01	0,9
1ECO12	411	27x26x11	0,01	3,1
1ECO3	411	27x26x11	0,01	0,9
1FC1	408	17x17x9	0,01	0,5
1FC2	408	55x30x2	0,01	0,6
1FC3	408	55x23x2	0,01	0,6
1FC4	408	53x29x5	0,01	0,9
1FCK	408	50x27x20	0,03	1,5
1FCYMI	181	64x64x67,5	0,28	43,9
1FCYP9	182	96x65x57,5	0,36	50,8
1FCYPI	181	64x64x67,5	0,28	43,9
1FCYPN	183	64x64x67,5	0,28	43,9
1FEVEMCN	168	65x65x53	0,22	38,5
1FEVEPN	167	64x64x67,5	0,28	48
1FEVEVCN	168	65x65x53	0,22	39
1FEVGMC	156	64x64x67,5	0,28	38,5
1FEVGP	155	64x64x67,5	0,28	48
1FEVGVC	156	65x65x53	0,22	39
1FEVMMC	173	65x65x53	0,22	38,5
1FEVMP	173	64x64x67,5	0,28	48
1FEVSMC	162	65x65x53	0,22	38,5
1FEVSP	161	64x64x67,5	0,28	48
1FEVSVC	162	65x65x53	0,22	39
1FEVTMC	175	65x65x53	0,22	38,5
1FEVTP	175	64x64x67,5	0,28	48
1FGL	385	44x19x8,5	0,01	1
1FMK	408	50x27x20	0,03	1,5
1FOAM	187	64x64x67,5	0,28	43,9
1FOAP	187	64x64x67,5	0,28	43,9
1FUAM	185	64x64x67,5	0,28	43,9
1FVAPI	179	64x64x67,5	0,28	48
1FVAPN	177	64x64x67,5	0,28	48
1GLN	406/437	51x41x8	0,01	2,5
1GQN	406/437	50x28x8	0,01	3,2

## WEIGHTS AND VOLUMES search by code

Code	Page	Dim. of pack. (cm)	Volume (m³)	Weight (kg)
1GQRN	406/437	51x41x8	0,02	3
1GSPA	405/437	50x8x8	0,03	0,8
1IS12060/2D	305	121x53x22	0,14	10,4
1IS12060/2S	305	121x53x22	0,14	10,4
1IS6060	304	63x53x22	0,07	5,9
1IS6060/1	304	63x53x22	0,07	5,3
1IS9060/1D	305	91x53x22	0,11	7,1
1IS9060/1S	305	91x53x22	0,11	7,1
1IS9060/2	305	91x53x22	0,11	8,6
1IZPI	409	27x26x11	0,01	1
1IZPV	409	27x26x11	0,01	1
1KBAS12	259	135x58x36	0,28	27,9
1KBAS9	259	106x62x38	0,25	25,5
1KBDD12	260	128x88x59,5	0,67	67
1KBDD9	260	99x88x59,5	0,52	57,3
1KCYP12	257	127x64x61	0,5	38,1
1KCYP9	257	96x64x61	0,37	31
1KMDI12	250	127x64x61	0,5	64,1
1KMDI9	250	96x64x61	0,37	48,9
1KMDP12	250	127x64x61	0,5	48,1
1KMDP9	250	96x64x61	0,37	36,7
1KRLMZ	131	35x15x5	0,01	0,5
1KS3	408	30x23x16	0,01	1,3
1KSTI12	254	127x64x61	0,5	53,1
1KSTI9	254	96x64x61	0,37	50
1KSTP12	254	127x64x61	0,5	41,1
1KSTP9	254	96x64x61	0,37	34
1KUNI121	252	127x64x61	0,5	53,1
1KUNI91	252	96x64x61	0,37	50
1KUNP121	252	127x64x61	0,5	41,1
1KUNP91	252	96x64x61	0,37	34
1LBF9	297	104x55x28	0,16	12,7
1LBF9K	297	104x55x28	0,16	19,9
1LBO61	286	62,5x55x28	0,1	8
1LBO81	286	89,5x55x28	0,14	10,5
1LBO82	286	89,5x55x28	0,14	10,5
1LBO8K	286	102x69x47	0,33	16,5
1LBS41	284	59,5x49,5x27	0,08	7
1LBS61	284	62,5x55x28	0,1	9
1LBS81	284	89,5x55x28	0,14	11
1LBS81K	284	102x69x47	0,33	13,5
1LCY91B	329	94x58x29	0,16	17,5
1LCY91G	328	94x58x29	0,16	17,5
1LCY91N	327	94x58x29	0,16	17,5
1LCY91NK	327	102x69x47	0,33	20,5
1LES121RD	283	121x53x22	0,14	12
1LES121RS	283	121x53x22	0,14	12
1LES12RD	283	121x53x22	0,14	12
1LES12RS	283	121x53x22	0,14	12
1LES91P	281	95x60x30	0,14	9,9

Code	Page	Dim. of pack. (cm)	Volume (m³)	Weight (kg)
1LES91PD	281	95x60x30	0,14	9,2
1LES91PS	281	95x60x30	0,14	9,2
1LES91R	282	91x53x22	0,11	9,1
1LES91RD	282	91x53x22	0,11	7,9
1LES91RK	283	102x69x47	0,33	19
1LES91RS	282	91x53x22	0,11	7,9
1LES92P	281	95x60x30	0,11	10,8
1LES92R	282	91x53x22	0,11	10,5
1LFS10D	300	105x53x22	0,11	6,2
1LFS10S	300	105x53x22	0,11	6,2
1LFS12D	300	121x53x22	0,13	6,9
1LFS12S	300	121x53x22	0,13	6,9
1LFS81D	299	87x53x22	0,09	4,5
1LFS81S	299	87x53x22	0,09	4,5
1LFS82	299	87x53x22	0,09	5,7
1LFS82A	300	87x84,5x22	0,16	9,2
1LFS91D	299	91x53x22	0,1	5
1LFS91S	299	91x53x22	0,1	5
1LFS92	299	91x53x22	0,1	5,9
1LFX101	276	66x115x32	0,24	14
1LFX101N	276	66x115x32	0,24	16,4
1LFX101NK	276	69x119x47	0,38	24
1LFX91	275	66x97x32	0,21	11
1LFX91N	275	66x97x32	0,21	13,4
1LFX91NK	275	69x102x47	0,33	21
1LLB60	295	66x61x31	0,12	19,5
1LLB606	429	66x61x31	0,12	19,5
1LLB61	291	66x61x31	0,12	8,5
1LLB616	427	66x61x31	0,12	11
1LLB90	295	95x60x30	0,17	23
1LLB91	291	95x61x31	0,18	12,5
1LLB916	427	95x61x31	0,18	12,5
1LLB91K	291	102x69x47	0,33	20,6
1LLBM91	293	95x61x31	0,18	12,5
1LLBM91K	293	102x69x47	0,33	15
1LLV100/D	302	105x53x22	0,12	7,5
1LLV100/S	302	105x53x22	0,12	7,5
1LLV120/2D	302	121x53x22	0,14	8,4
1LLV120/2S	302	121x53x22	0,14	8,4
1LLV90/1D	302	91x53x22	0,11	6
1LLV90/1S	302	91x53x22	0,11	6
1LLV90/2	302	91x53x22	0,11	7,1
1LMDR91	278	95x60x32	0,18	15,2
1LMDR91D	278	95x60x32	0,18	17
1LMDR91K	278	102x69x47	0,33	23,2
1LMDR91S	278	95x60x32	0,18	17
1LMDR92	278	95x60x32	0,18	17,5
1LMZ105	131	110x62x38	0,26	18
1LMZ135	131	140x62x38	0,33	23
1LMZ51	130	62x62x38	0,15	12

## WEIGHTS AND VOLUMES search by code

Code	Page	Dim. of pack. (cm)	Volume (m <sup>3</sup> )	Weight (kg)
1LMZ81	130	90x62x38	0,21	15
1LSO61B	335	69x59x30	0,12	11,5
1LSO61G	333	69x59x30	0,12	11,5
1LSO61N	331	69x59x30	0,12	11,5
1LSO81B	335	87x58x29	0,15	17,5
1LSO81G	333	87x58x29	0,15	17,5
1LSO81N	331	87x58x29	0,15	17,5
1LSO82B	335	87x58x29	0,15	17,6
1LSO82N	331	87x58x29	0,15	17,6
1LUN61	288	62,5x55x28	0,1	8
1LUN81	288	89,5x55x28	0,14	10,5
1LUN82	288	89,5x55x28	0,14	10,5
1LUN8K	288	102x69x47	0,33	16,5
1MC12	411	27x26x11	0,01	3,1
1MC3	411	27x26x11	0,01	1,4
1MOI	189	50x65x45,5	0,15	21
1MOIV	189	50x65x45,5	0,15	21
1PBF1	219	44x58x18,5	0,05	10,1
1PBF104	220	106x52x16,5	0,09	17,7
1PBF2	219	44x58x18,5	0,05	9,7
1PBF3ID	245	44x58x18,5	0,05	8,1
1PBF64	220	68x58x16,5	0,07	14,8
1PBF74	220	76x57x16,5	0,07	16,6
1PBF7ID	245	76x57x16,5	0,07	15,2
1PBF95	220	95x59x17	0,1	21,7
1PFBQ	219	44x58x18,5	0,05	18,3
1PBF7K	219	44x58x18,5	0,05	13,3
1PBFV64	221	68x58x16,5	0,07	14,8
1PBFV95	221	95x59x17	0,1	21,7
1PIDC120N	239	57x128x10,5	0,07	16,5
1PIDC30N	237	60x39x13	0,03	6,1
1PIDC60N	237	67x60x12,5	0,05	10
1PIDC80N	238	61x86x12,5	0,07	12
1PIDC90N	238	57x100x10,5	0,06	12
1PIDG64B	240	69x60x13	0,05	8,9
1PIDG64N	240	69x60x13	0,05	8,9
1PIDS80N	234	99x59x13	0,08	19,4
1PIDS90N	234	100x62x13	0,08	18,1
1PKC80N	124	95x59x17	0,1	20,5
1PKM90N	125	99x64x14	0,09	26
1PKS90N	123	99x64x14	0,09	23
1PKZP9N	122	82x102x52	0,44	47
1PLB2T	208	94x51x16	0,08	17,6
1PLB2TI	208	94x51x16	0,08	17,6
1PLB3T	208	120x52x16	0,1	22,4
1PLB3TI	208	120x52x16	0,1	22,4
1PLB4	208	68x58x16	0,06	14,1
1PLB5	208	95x58x17	0,09	20,1
1PLB5I	208	95x58x17	0,09	20,1
1PLB2T	211	95x58x17	0,09	27,4

Code	Page	Dim. of pack. (cm)	Volume (m <sup>3</sup> )	Weight (kg)
1PLBC9IDN	243	95x58x17	0,09	22,6
1PLBCTK	211	68x58x16	0,06	22
1PLE12ID	231	124x59x16	0,1	27,6
1PLE2D	207	97x59x16	0,09	25
1PLE3D	207	124x59x16	0,1	30,6
1PLE9ID	231	97x59x16	0,09	22,5
1PMA	411	27x26x11	0,01	0,3
1PMA3	411	27x26x11	0,01	0,5
1PMD104	213	123x52x14	0,09	27,3
1PMD104N	216	123x52x14	0,17	22
1PMD64	212	72x64x14	0,06	21
1PMD64N	216	72x64x14	0,06	14,5
1PMD70	212	87x64x14	0,08	24,3
1PMD70B	215	91x66x25	0,15	19,5
1PMD70N	216	91x66x25	0,15	19,5
1PMD75	212	87x64x14	0,08	24,5
1PMD95	212	99x64x14	0,09	27
1PMD95B	215	99x64x14	0,17	22,5
1PMD95N	216	99x64x14	0,17	22,5
1PMDM70	214	87x64x14	0,08	19,5
1PMDM95	214	99x64x14	0,09	27
1POF80	227	65x57x16	0,08	22,6
1POF90	227	92,5x57x16	0,08	22
1PP60	408	51x41x8	0,02	3,3
1PPB	397	29,5x20x17	0,01	1
1PPBN	397	29,5x20x17	0,01	1
1PPBV	397	29,5x20x17	0,01	1
1PPTU	397	38x26,5x16	0,02	1,9
1PSP105	225	106x52x16,5	0,09	26
1PSP75	225	77x57x16,5	0,07	20,9
1PSP95	225	92x57x16,5	0,09	26
1PSPF105	226	106x52x16,5	0,09	26
1PSPF75	226	77x57x16,5	0,07	21
1PSPF95	226	92x57x16,5	0,09	25,5
1PSPT64	225	65x57x16,5	0,06	17,5
1PSS	393	29x13x9	0,01	0,5
1PSU	393	29x13x9	0,01	0,5
1PTF1	419	57x75x18	0,08	12
1PTF2	419	57x75x18	0,08	12
1PTFBQ	420	57x75x18	0,08	18
1PTFID	419	57x75x18	0,08	12
1PTFTK	420	57x75x18	0,08	18
1PTI1	423	57x75x18	0,08	11
1PTI2	423	57x75x18	0,08	11
1PTIBQ	424	57x75x18	0,08	17
1PTIID	423	57x75x18	0,08	11
1PTITK	424	57x75x18	0,08	17
1PUN105	222	106x52x16,5	0,09	25,7
1PUN64	222	65x57x16,5	0,06	17,5
1PUN75	222	77x57x16,5	0,07	20,9

## WEIGHTS AND VOLUMES search by code

Code	Page	Dim. of pack. (cm)	Volume (m <sup>3</sup> )	Weight (kg)
1PUN95	222	92x57x16,5	0,09	26
1PZP9N	233	82x102x52	0,44	42
1Q3440I	320	43x49,5x27	0,06	6,4
1Q3440S	320	43x49,5x27	0,06	5,8
1Q4040I	320	49,5x49,5x27	0,07	7
1Q4040S	320	49,5x49,5x27	0,07	6,4
1Q5040I	320	59,5x49,5x27	0,08	8,4
1Q5040S	320	59,5x49,5x27	0,08	7,4
1Q7040I	320	79,5x49,5x27	0,11	10,2
1Q7040S	320	79,5x49,5x27	0,11	9
1QA841I	309	95x60x30	0,18	9,5
1QA841IV	309	95x60x30	0,18	9,5
1QR34I	316	43x49,5x27	0,06	6,7
1QR34S	316	43x49,5x27	0,06	5,8
1QR406	431	49,5x49,5x27	0,07	6,5
1QR40I	316	49,5x49,5x27	0,07	7
1QR40S	316	49,5x49,5x27	0,07	6,4
1QR506	431	59,5x49,5x27	0,08	8,5
1QR50I	316	59,5x49,5x27	0,08	8,4
1QR50S	316	59,5x49,5x27	0,08	7,4
1QR706	431	79,5x49,5x27	0,11	10,3
1QR70I	316	79,5x49,5x27	0,11	10,2
1QR70IK	318	79,5x49,5x27	0,11	17
1QR70S	316	79,5x49,5x27	0,11	9
1QSO61BS	340	69x59x30	0,12	11,4
1QSO61GS	339	69x59x30	0,12	11,4
1QSO61NS	337	69x59x30	0,12	11,4
1QSO81BS	340	87x58x29	0,15	14,3
1QSO81GS	339	87x58x29	0,15	14,3
1QSO81NS	337	87x58x29	0,15	14,3
1QSO82BS	340	87x58x29	0,15	16,9
1QSO82NS	337	87x58x29	0,15	16,9
1RUBBFS	371	38x27,5x5,5	0,01	1,5
1RUBBSM	379	58x37x8	0,02	3
1RUBCY	387	61x38x8,5	0,02	3
1RUBCY1	375	45,5x27,5x8,5	0,01	2
1RUBESS	371	56x27x11	0,01	2
1RUBEVD	365	43x33,5x6,5	0,01	3
1RUBEVDK	375	43x33,5x6,5	0,01	3
1RUBMBF1	366	50,5x30x8	0,01	3
1RUBMBF1C	366	50,5x30x8	0,01	3
1RUBMBFA	132/378	50,5x30x8,5	0,01	3,7
1RUBMBFRK	381	42,5x27x6,5	0,01	3,9
1RUBMBLC	367	46,5x24x6,5	0,01	1,8
1RUBMBO1	365	43,5x27,5x8,5	0,01	1,9
1RUBMBOA	378	56x30x6,5	0,01	2,4
1RUBMD1	363/434	48x31x9	0,01	2,8
1RUBMDT	382/435	48x31x10	0,01	2,9
1RUBMFSC	366	37,5x20x7,5	0,01	1,5
1RUBMFX	387	80x32,5x8,5	0,02	2,9

Code	Page	Dim. of pack. (cm)	Volume (m <sup>3</sup> )	Weight (kg)
1RUBMGL	385	46x29x8,5	0,01	2,6
1RUBMLBI	363	27,5x26,5x8	0,01	3,4
1RUBMLBIC	363	27,5x26,5x8	0,01	3,4
1RUBMOF1C	367	50,5x30x8	0,01	3
1RUBMRKT	381/435	58x29x15	0,03	3,3
1RUBMS2	365	43x27x6	0,01	2,2
1RUBMSGC	387	56x29,5x8	0,01	3,7
1RUBMST	369	59x25x9,5	0,01	2,1
1RUBMSTD	369	59x25x9,5	0,01	2,7
1RUBMSTDV	369	59x25x9,5	0,01	2,7
1RUBMZK	132/381	80x32x8	0,02	4,6
1RUBOF316	373/434	56x30x7	0,01	2,5
1RUBOFDS	372	47,5x25x7	0,01	2
1RUBSDS	372	47,5x25x7	0,01	2,2
1RUBSODB	377	50x31x9	0,01	2,6
1RUBSODG	376	50x31x9	0,01	2,6
1RUBSORN	383	56x30x6,5	0,01	2,4
1RUBTH	379/435	56x30x7	0,02	3
1RUBUN2	374	50x30,5x8	0,01	2
1RUBUN2D	374	50x30,5x8	0,01	2,6
1RWJ	409/438	27x26x11	0,01	1
1SPF	407	35x31x8	0,01	1
1SPR	407	38x38x8	0,01	1
1SPSI	407	38x33x8	0,01	1
1SPSN	407	38x33x8	0,01	1
1SPX	407/438	38x33x8	0,01	1
1TBF	403/436	51x41x8	0,02	3,5
1TFL	409	30x27x5	0,01	0,5
1TGMD	405	51x41x8	0,02	1,8
1TGS	406	58x44x18,5	0,05	3,7
1TGSL	405	58x44x18,5	0,05	3,9
1TMZ1	131	65x57x16,5	0,07	5,5
1TMZ2	131	77x57x16,5	0,07	6,5
1TOF26	403/436	43x26x2	0,01	2
1TOF26N	405/437	51x41x8	0,02	3,2
1TPE	395	50x21x19	0,02	1,7
1TPQE	395	38x26,5x16	0,02	1,9
1TRE	403	40x35x2	0,01	2
1TREP	404	40x35x2	0,01	2
1TREP M	404	32x17x2	0,01	1
1TRES	403	41x41x3	0,01	3
1TTH	438	51x41x8	0,02	2
1VBF	404/436	50,5x13,5x16	0,01	1
1VLB	404	51x16x13	0,01	1,5
1VOF	404/436	50x16x13	0,01	1,4
1VSFX	406/437	50,5x28x8	0,01	2,7
1VSLB	404	50,5x28,5x8	0,01	2,2
1VSOF	404/436	50x28x8	0,01	2
1VSVQ	406	50,5x28x8	0,01	2,9
1X1840I	311	26x49,5x27	0,03	3,8

## WEIGHTS AND VOLUMES search by code

Code	Page	Dim. of pack. (cm)	Volume (m <sup>3</sup> )	Weight (kg)
1X1840S	311	26x49,5x27	0,03	3,3
1X3440I	311	43x49,5x27	0,06	5,5
1X3440S	311	43x49,5x27	0,06	5
1X34V	314	43x49,5x27	0,06	5,5
1X4040I	311	49,5x49,5x27	0,07	6,4
1X4040S	311	49,5x49,5x27	0,07	5,5
1X4540I	311	59,5x49,5x27	0,08	6,8
1X4540S	311	59,5x49,5x27	0,08	6,3
1X5040I	312	59,5x49,5x27	0,08	7,2
1X5040S	312	59,5x49,5x27	0,08	6,3
1X50V	314	59,5x49,5x27	0,08	7,2
1X642I	312	64x49,5x27	0,09	8,2
1X642S	312	64x49,5x27	0,09	7,7
1X7040I	312	79,5x49,5x27	0,11	9,1
1X7040S	312	79,5x49,5x27	0,11	8,2
1X70V	314	79,5x49,5x27	0,11	9,1
1X70VK	314	79,5x49,5x27	0,11	14,6
1X842I	312	79,5x49,5x27	0,11	10,3
1X842S	312	79,5x49,5x27	0,11	9,8



# WARRANTY AND ASSISTANCE

Barazza offers a full, prompt, efficient service both pre, during and post sale. In addition, Barazza has set up and organised an assistance service with highly specialised technicians, testament to the company's absolute professionalism.



# TECHNICAL ASSISTANCE AND AFTER-SALES SERVICES

## Sales points

To get the up-to-date list of authorised distributors, go to the website [www.barazzasrl.it](http://www.barazzasrl.it)

## Information service

Barazza provides an Information service to quickly respond to any requirements relating to:

- information about products and accessories
- problem solving
- instruction booklets
- information about methods of installation

## To contact the information service directly:

email: [customer@barazzasrl.it](mailto:customer@barazzasrl.it)

## Reserved area

By entering your access details you can enter Barazza's reserved area where you can consult all the on-line documentation, the Mood, Lab and B\_Free Fusion configurators and the interactive Made to Measure price list.

## Shop on-line

Go to the Barazza on-line shop [www.barazza.shop](http://www.barazza.shop) where you can purchase special cleaning products and a huge range of accessories for sinks, bowls, hobs, ovens and hoods along with a full range of electric socket holders and accessories for accessorised channels.

## General notes

Barazza reserves the right to make any changes, at any time and without prior notice, to improve its products. The colours shown are by way of example only.

Reproduction of this catalogue for commercial purposes, without specific authorisation from Barazza, is strictly forbidden.



## Certifications

Barazza is certified according to the standards UNI EN ISO 9001 and 14001. In addition to the UNI EN ISO 9001 certification, which guarantees quality control and optimisation of production processes, and has customer satisfaction as its primary objective, Barazza also complies with UNI EN ISO 14001. The aim is to maintain and improve its environmental system. This includes managing the impact of its activities in an effective and eco-sustainable manner, optimising natural resources, as well as energy resources, and implementing regular control systems for waste disposal and preventing environmental pollution.

**Art Direction:** Claim.Brandindustry  
**Photography:** Fotografica Di Riccardo Munarin R. snc,  
Studio B2, Varianti, Franco Zanussi  
**Digital render outdoor:** Nudesign s.r.l.  
**Lithography, post production:** Daniele Casarsa  
**Technical Layout Editor:** Artlinea - PN

**Paper:** matt glazed paper 130g  
**Cover:** Fedrigoni Symbol Card 330g  
**Printed in Italy:** Grafiche Antiga Spa – 01.2022

# ICON KEY

## CROSS ICONS

- AISI 304 STAINLESS STEEL
- 4 MM SOLID AISI 304 STAINLESS STEEL
- AISI 316 STAINLESS STEEL
- EXTRA-THICK STAINLESS STEEL
- UNIT WIDTH
- UNIT HEIGHT
- STAINLESS STEEL COVER
- LED LIGHTING
- AUTOMATIC COOKING PROGRAMS
- SAFETY FUNCTION LOCK
- TOUCH CONTROL

- WARMING DRAWER
- VACUUM SEALER DRAWER
- VACUUM SEALED IN BAG
- VACUUM SEALED IN CONTAINER
- SEALING
- VEGGY MODE
- COOL DOOR
- SOFT-CLOSE HINGES
- ROTISSERIE
- 2 PAIRS OF TELESCOPIC OVEN RAILS
- TEMPERATURE PROBE
- TURNABLE PLATE

- IGNITION WITH BATTERY
- CHEF DOUBLE RING BURNER 3.5 KW
- DOUBLE RING BURNER 3.5 KW
- TRIPLE RING BURNER 3.8 KW
- DOUBLE RING BURNER 4 KW
- DOUBLE RING BURNER 4.7 KW
- DOUBLE RING BURNER 5 KW
- INDUCTION
- ZONES IN LINE
- POWER MANAGEMENT
- CHEF COOK FUNCTION
- AUTOMATIC PAN DETECTION
- SELECTIVE PAN DETECTION
- BRIDGE FUNCTION
- BOOSTER
- PAUSE/REMINDER FUNCTION
- PREHEATING
- KEEP WARM
- OVERFLOW ALARM
- RESIDUAL HEAT INDICATOR
- MINUTE MINDER
- INTEGRATED COOKER HOOD

## COOKER HOODS

- MOTOR POWER
- 3 SPEEDS + INTENSIVE SPEED
- PERIMETER EXTRACTION
- SPECIAL COOKER HOOD FOR INDUCTION
- HOOD-SCALES CONNECTION
- STAINLESS STEEL FILTER
- FILTER MAINTENANCE WARNING
- RECIRCULATING FUNCTION
- REMOTE CONTROL INCLUDED
- ADJUSTABLE HEIGHT

## TAPS AND ACCESSORIES

- TAP ROTATION
- MIXER TAP WITH REMOTE CONTROL
- TELESCOPIC TAP
- PULL-OUT SPRAY HEAD
- REMOTE PULL-OUT SPRAY HEAD

## OVENS AND COORDINATED PRODUCTS

- ZEFIRO SYSTEM
- SOFT-TOUCH FINISH
- OVEN CAPACITY
- EASY CLEAN LINING
- TOUCH SCREEN
- CONVECTION FUNCTIONS
- MICROWAVE FUNCTIONS
- STEAM FUNCTIONS
- BLAST CHILLER COLD FUNCTIONS
- BLAST CHILLER HOT FUNCTIONS
- COFFEE MACHINE

## HOBS

- STAINLESS STEEL KNOBS
- FLAT KNOBS
- CAST IRON PAN SUPPORTS
- BURNERS IN LINE
- INTEGRATED BURNERS
- ERGONOMIC HANDLE
- TEPPANYAKI
- BARBECUE
- TIMER
- SAFETY SWITCH-OFF
- FLAT ECO-DESIGN BURNERS

- POWER MANAGEMENT
- CHEF COOK FUNCTION
- AUTOMATIC PAN DETECTION
- SELECTIVE PAN DETECTION
- BRIDGE FUNCTION
- BOOSTER
- PAUSE/REMINDER FUNCTION
- PREHEATING
- KEEP WARM
- OVERFLOW ALARM
- RESIDUAL HEAT INDICATOR
- MINUTE MINDER
- INTEGRATED COOKER HOOD

## SINKS AND BOWLS

- BOWL RADIUS
- CAPACIOUS BOWLS
- PERIMETER OVERFLOW
- STAINLESS STEEL DRAIN COVER
- POP-UP PLUG
- SMART POP-UP PLUG

## INSTALLATION

- UNDERMOUNTED
- FLUSH-TOP
- FLAT EDGE BUILT-IN
- SOUL HIGH EDGE BUILT-IN
- LOWERED EDGE BUILT-IN
- STANDARD EDGE BUILT-IN
- SQUARE EDGE BUILT-IN
- BEVELLED GLASS EDGE BUILT-IN
- FLAT GLASS EDGE BUILT-IN
- EDGE BUILT-IN 4 MM
- MIZU KASAI BUILT-IN
- THALAS EDGE BUILT-IN
- FREESTANDING THALAS

**BARAZZA**  
taste of design

**Barazza srl**

31025 Sarano di S. Lucia di Piave (TV) ITALIA  
Via Risorgimento, 14  
Tel. +39 0438 62888 - Fax +39 0438 64901  
info@barazzasrl.it - www.barazzasrl.it

